

25 Series

Product Catalogue

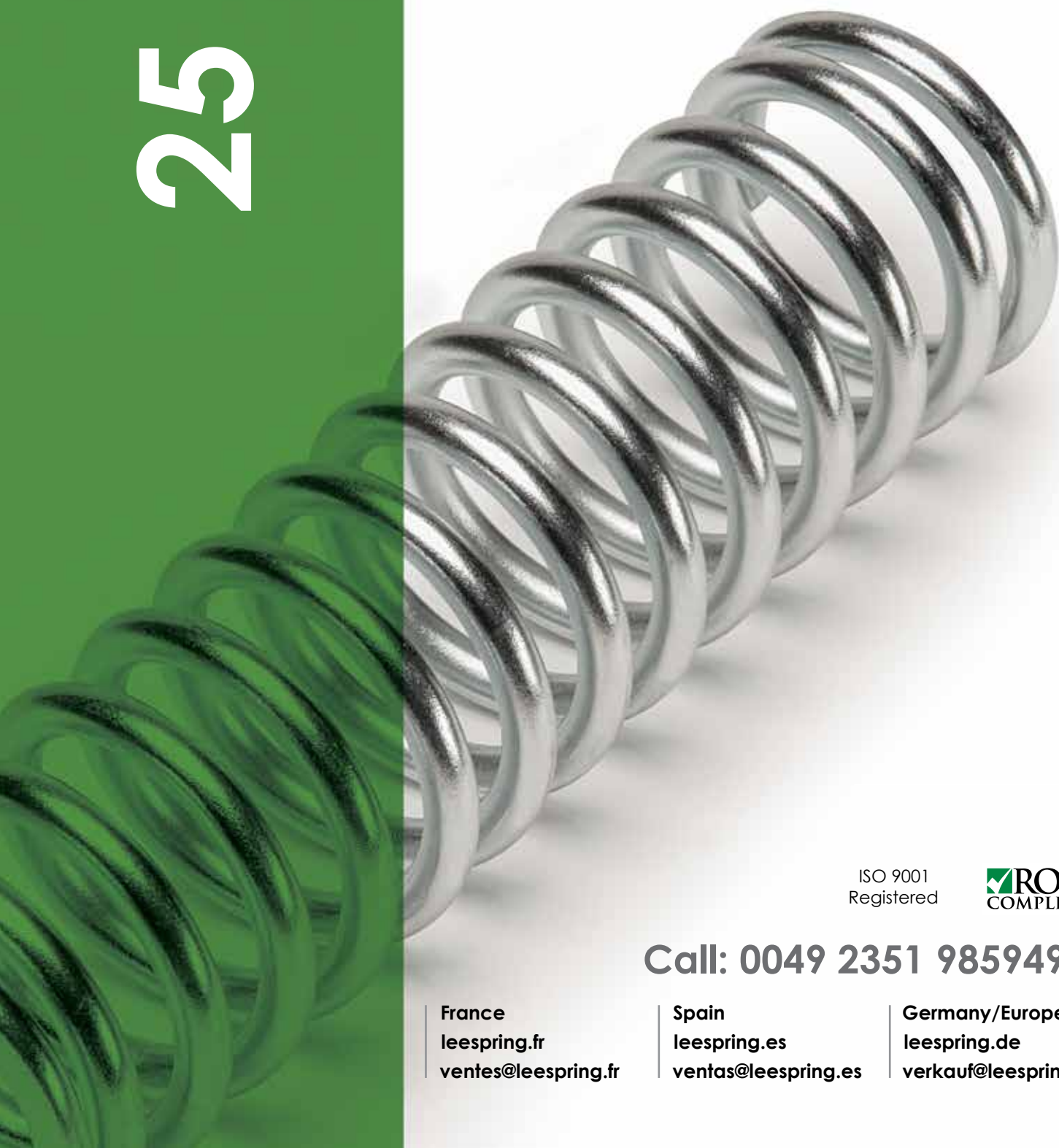


Lee Spring[®]

Stock & Custom Springs

100
1918 - 2018
YEARS

Stock and Custom Springs



ISO 9001
Registered

ROHS
COMPLIANT

Call: 0049 2351 985949-0

France
leespring.fr
ventes@leespring.fr

Spain
leespring.es
ventas@leespring.es

Germany/Europe
leespring.de
verkauf@leespring.de

Why Choose Lee Spring?

Selection

Lee Spring offers 25,000+ products in stock, plus custom capabilities to meet your specifications. From the Bantam™ Mini Series up to the Die Series, Lee Spring stocks a spring that fits most applications.

Not finding what you need in the stock line, Lee Spring can custom manufacture springs to meet your exact specifications.

In Stock

Lee Spring stocks millions of springs all ready to ship today. An extensive inventory of Compression, Extension, Torsion, Belleville and speciality springs are on hand.

Global Flexibility

Lee Spring partners with your business to find solutions that meet your geographic requirements wherever your business takes you in the world. Lee Spring has locations located around the world ready to assist. Develop prototypes with a Lee Spring Engineer in one part of the world and reduce long-run shipping costs by producing parts close to where you need them in another part of the world. This level of global flexibility and selection is just another reason to work with Lee Spring on your next project.



Custom Made to Your Specifications

Lee Spring offers extensive custom capabilities and engineering support from design through production. Lee Spring also offers an extensive selection of custom material and finish options.

Experience and Support

Since 1918, Lee Spring has been manufacturing, engineering, and designing springs, formed metal parts and related products for a wide variety of industries. Lee Spring's extensive experience in spring design and mechanical engineering will complement your design team.

More Value

- Free Standard Delivery available within the EU.
- Free Plating on all Music Wire Stock Springs.
- Free Grinding on all Standard Stock Compression Springs.
- Free Passivation on 302, 316 & 17-7 Stainless Steel Stock Springs.
- Certificate of Compliance on all Stock Springs and Custom Springs.
- Guaranteed RoHS Compliance on all Stock Springs.

CAD Downloads Available Online

Visit leespring.com to download CAD files of stock products. 3D CAD solid part files in the most common file types and 2D prints with specifications are available for download. Drop spring CAD files directly to your CAD software.



NEW!

2,000+ New Products Added

- Includes 500+ new Compression Springs in metric DIN-Plus dimensions according to DIN2098, Parts 1+2.
- New Extension Springs added in SS316 material.
- New Torsion Springs added in SS316 material.
- Expanded High Pressure Compression Spring selection, including new 600 PSI designs.

Lee Spring offers a huge selection – In Stock and Ready to Ship.



The Only Non-Metallic, Non-Corroding, Non-Contaminating Spring

At last! Compression springs that combine the strength of metal with the special attributes of high-performance thermoplastics. LeeP™ Plastic Composite Springs feature patented designs molded in Ultem* resins. This groundbreaking line meets the needs of applications such as medical, food-processing, marine, and electronics where non-corroding, high temperature resistant, non-conductive, inert in a variety of standard sizes, each in an easy-to-identify rainbow strength.



LeeP™ Plastic Composite Springs page 9

FROM 10 TO 10 MILLION. STOCK SPRINGS OR CUSTOM SPRINGS

If you need it,
Lee Spring
can do it.

If you think it,
Lee Spring
can make it.



STOCK SPRINGS

Lee Spring is one of the largest stockists of catalogue spring products, meeting the needs of customers in a vast range of industries across the region.

The catalogue lists thousands of spring types including the Innovative LeeP™ high performance plastic composite springs, Bantam™ Mini compression springs, Lite Pressure™ and High Pressure compression springs. Our complete portfolio includes Compression, Die, Extension and Wave springs in addition to Belleville Washers and numerous Speciality springs.

All stock products are available for despatch within 24 hours.

SPRING KITS

Formulated with research and development engineers, technicians and maintenance engineers in mind, our spring kits comprise a selection of different sizes and are available for standard compression, extension, torsion and instrument springs.

CUSTOM DESIGN AND MANUFACTURING

Our design and manufacturing capabilities are limited only by the imagination of engineers.

Custom designs are normally considered when either the performance required or physical size and configuration exceed the scope available from our comprehensive stock range.

Our specialist design engineers have a wealth of spring experience and can provide expert consultancy for any specific project, from start to finish.

On page 253 you will find a glossary to help specify a spring to match your application. Starting on page 241 there are specification forms for compression, extension, torsion, conical, swivel hook, drawbar, constant force and wave springs.

Our dedicated customer service and technical teams are always on hand to help you find the right solution for your specific application.

TABLE OF CONTENTS

INTRODUCTION

Guide to Lee Spring Part Numbers	4
Benefit from the Lee Spring Difference	6

STOCK SPRINGS

Spring Selection Kits	7
LeeP™ Plastic Composite Springs	9
Compression Springs	13
Bantam™ Mini Springs.....	13
Lite Pressure Series	19
Instrument Series	37
Standard Series.....	51
Heavy duty Series	110
DIN-Plus Series.....	115
High Pressure Series	125
Die Springs.....	131
REDUX™ Wave springs.....	143
Belleville Spring Washers.....	159
Extension Springs.....	165
Torsion Springs.....	195
Speciality Stock Parts.....	217
Constant Force Springs.....	217
Battery Springs.....	219
Continuous Length Extension Springs	221

MIL-SPEC SPRINGS	225
-------------------------------	-----

SPECIFICATION FORMS

Wave Springs	241
Constant Force Springs	242
Compression Springs	243
Conical Springs	244
Extension Springs	245
Swivel Hook Springs	246
Torsion Springs	247
Battery Springs	248
Belleville Spring Washers	249

CUSTOM SPRINGS

Custom Springs, Wire Forms, Stampings and Fourslide Parts	250
---	-----

ENGINEERING DATA

Specifications and Tolerances	251
Conversion Data and Mathematical Symbols.....	252
Glossary	253

LOCATIONS	255
------------------------	-----

CONDITIONS OF SALE	256
---------------------------------	-----

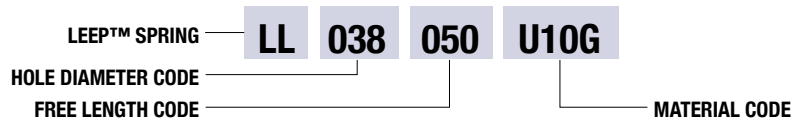
PRICE GUIDANCE	256
-----------------------------	-----

HOW TO ORDER	257
---------------------------	-----

GUIDE TO LEE SPRING PART NUMBERS

LEEP™ PLASTIC COMPOSITE SPRINGS

pg.9

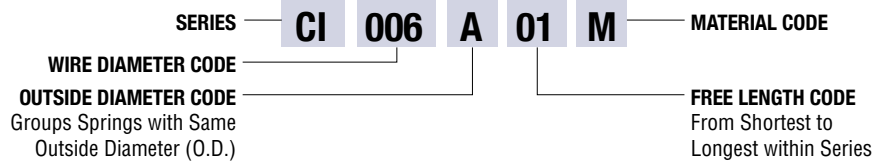


COMPRESSION SPRINGS

pg.13

Series
 BANTAM MINI SERIES (Inch)
 BANTAM MINI SERIES (Metric)
 INSTRUMENT SERIES (Inch)
 INSTRUMENT SERIES (Metric)
 LITE PRESSURE™ SERIES (Inch)
 STANDARD SERIES (Inch)
 STANDARD SERIES (Metric)
 HEAVY DUTY SERIES (Inch)
 DIN2098 PART 2
 DIN2098 PART 1
 HIGH PRESSURE SERIES (Inch)

CB
 CBM
 CI
 CIM
 LP
 LC
 LCM
 LHC
 CID
 LCD
 LHP

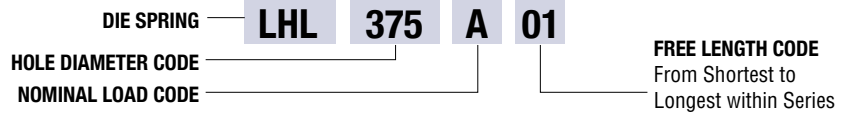


DIE SPRINGS

pg.131

MEDIUM LOAD SERIES
 MEDIUM LOAD PLUS SERIES
 MEDIUM HEAVY SERIES
 HEAVY LOAD SERIES
 EXTRA HEAVY LOAD SERIES

Load
 A
 AB
 B
 C
 D

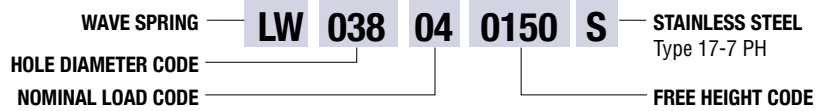


REDUX™ WAVE SPRINGS

pg.143

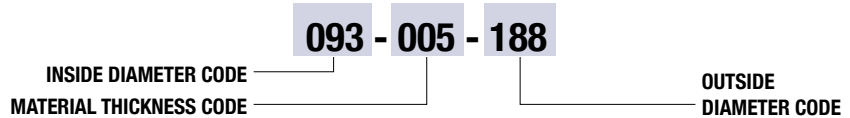
Series
 REDUX SERIES (Inch)
 REDUX SERIES (Metric)

LW
 LWM



BELLEVILLE WASHERS

pg.159

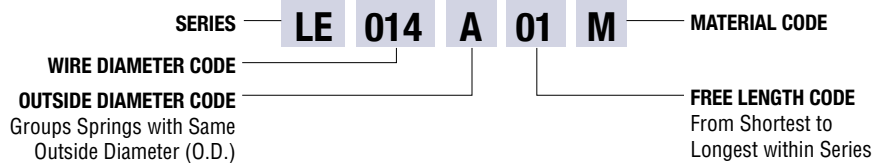


EXTENSION SPRINGS

pg.165

Series
 INSTRUMENT SERIES (Inch)
 INSTRUMENT SERIES (Metric)
 STANDARD SERIES (Inch)
 STANDARD SERIES (Metric)

EI
 EIM
 LE
 LEM

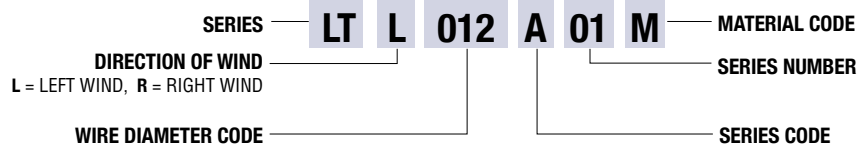


TORSION SPRINGS

pg.195

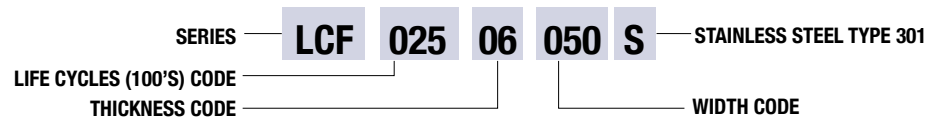
Wind
 TORSION SERIES (Inch, Left Wind)
 TORSION SERIES (Inch, Right Wind)
 TORSION SERIES (Metric, Left Wind)
 TORSION SERIES (Metric, Right Wind)

LTL
 LTR
 LTML
 LTMR



CONSTANT FORCE SPRINGS

pg.217

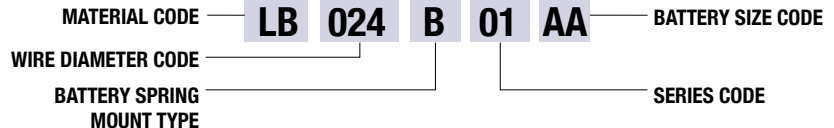


BATTERY SPRINGS

pg.219

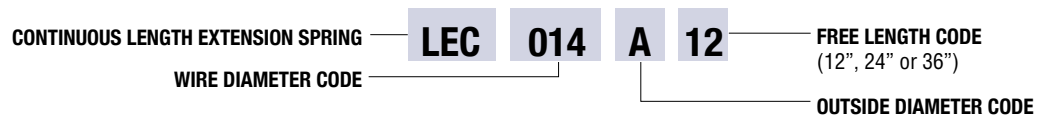
INTERIOR MOUNT SERIES
 EXTERIOR MOUNT SERIES
 ADAPTABLE MOUNT SERIES
 DOUBLE MOUNT SERIES

Mount Type
 A
 B
 C
 D



CONTINUOUS LENGTH EXTENSION SPRINGS

pg.221



Material Code: M = Music Wire S = Type 302* Stainless S316 = Type 316 Stainless E = Elgiloy® LB = Nickel Coated Music Wire
 LBC = Silver Coated Beryllium Copper *Type 302 may be substituted with Type 304 at Lee Spring's discretion.

QUALITY MANAGEMENT

Our quality system meets the requirements of BS EN ISO 9001-2008.



Lee Spring is also ROHS COMPLIANT and REACH compliant

Material Traceability is a standard procedure on all orders, regardless of quantity. Batch codes are fixed to all packages prior to despatch. Additional copies may be added for a fee by request.

CUSTOMER SERVICE

Whatever your requirements; springs for repair or maintenance, development work or batch production, our trained telephone sales staff will help you select springs from this catalogue.

We can accept credit card transactions and open accounts for new customers immediately.

Whether you are ordering one spring or millions, we welcome every enquiry and each order receives the same professional service.

SPRING MATERIALS

Lee Spring **Stock Springs** are manufactured using materials to military, aerospace and/or equivalent British or DIN standards.

- **Music Wire Standard & Oil Tempered** – zinc plated and fully de-embrittled
- **Stainless Steel Type 302** – passivated to optimise corrosion resistance
- **Stainless Steel Type 316** – Excellent corrosion resistance in chloride environments, purity levels are higher and colour more consistent. Ultrasonically cleaned and passivated to enhance cleanliness.
- **LeeP™ Plastic Composite Springs** – Manufactured in Ultem* PEI resin making them inert and non-magnetic. High strength to weight ratios, optimising performance and reducing mass. Excellent stability of physical and mechanical properties at elevated temperatures, corrosion resistant, low flammability, toxicity and recyclable.
- **Bantam™ Mini Springs** – feature a wire diameter size of 0.10mm – just slightly thicker than a human hair. Manufactured in Elgiloy, a cobalt-chromium nickel alloy known for its high strength.

Custom Spring designs can employ a range of Nickel and Cobalt alloys including -

Inconel 600, 718 and X-750, Nimonic 90, Hastelloy C-276, Monel 400, Monel K-500. Other available alloys are Stainless Steel 17-7 and 316, Phosphor Bronze, Beryllium Copper.

* Ultem resin is produced by SABIC Innovative Plastics, a leader in engineering thermoplastic material solutions.



ORDER ONLINE

Order springs online at www.leespring.fr, www.leespring.es or www.leespring.de.

Via our website you can also access a vast engineering database that will help you calculate spring characteristics and select types to meet specific performance and application criteria.

When you have selected a spring full technical details, including dimensions and loads can be accessed along with price information.

Users can view and manipulate stock spring images and download 3D or 2D CAD models in all major platforms or view and save images as .jpg or .tiff files.



Benefit from the **Lee Spring Difference**

Lee Spring offers around **25,000 stock springs** packed with all these extras at no additional charge.

Plating

On all music wire stock springs

Grinding

On all standard stock compression springs

Passivation

On 302, 316 & 17-7 stainless steel stock springs

Expert engineering assistance

On stock and custom springs

Certificate of compliance

On all stock springs

Guaranteed RoHS compliance

Live customer service support

Enhanced CAD downloads

On stock spring designs

Comprehensive website with on-line ordering

FREE Standard Delivery available within the EU

On stock spring designs



SPRING SELECTION KITS


Compression springs

KIT No. 200 MUSIC WIRE
KIT No. 201 STAINLESS STEEL
252 SPRINGS – 126 DIFFERENT SIZES

A comprehensive selection of plated music wire or passivated stainless steel compression springs in a selection case. Each pair of compression springs is readily identified by using the reference chart on the inside of the lid.

RANGE OF SPECIFICATIONS

Wire Size	0.41mm to 1.83mm (0.016" to 0.072")
Free Length	6.35mm to 50.80mm (0.25" to 2.00")
Outside Diameter	3.05mm to 18.29mm (0.120" to 0.720")
Load Capacity — Music Wire	6.67N to 133N (1.50lbs to 30lbs)
— Stainless Steel	5.56N to 111N (1.25lbs to 25lbs)



KIT No. 300 MUSIC WIRE
KIT No. 301 STAINLESS STEEL
186 SPRINGS – 93 DIFFERENT SIZES

Available in plated music wire or passivated stainless steel, each extension kit comes in a selection case. Each compartment contains three pairs of extension springs which are easily identified by using the selection chart on the inside of the hinged lid.

RANGE OF SPECIFICATIONS

Wire Size	0.18mm to 1.90mm (0.007" to 0.075")
Free Length	6.35mm to 127mm (0.25" to 5.00")
Outside Diameter	1.57mm to 19.05mm (0.062" to 0.750")
Load Capacity — Music Wire	1.42N to 89N (0.32lbs to 20lbs)
— Stainless Steel	1.11N to 75N (0.25lbs to 17lbs)



KIT No. 800 MUSIC WIRE
KIT No. 801 STAINLESS STEEL
74 SPRINGS – 37 DIFFERENT SIZES

A collection of left and right hand wound torsion springs offering a range of torque values carefully selected from the Lee Spring Catalogue. Each kit contains springs with leg position at 90°, 180°, 270° and 360° with similar deflections.

RANGE OF SPECIFICATIONS

Wire Size	0.51mm to 1.78mm (0.020" to 0.070")
Body Length	2.54mm to 22.60mm (0.10" to 0.89")
Outside Diameter	4.75mm to 21.40mm (0.187" to 0.843")
Load Capacity — Music Wire	22.6N to 847N-mm (0.20lbs to 7.5in-lbs)
— Stainless Steel	21.1N to 790N-mm (0.19lbs to 7.0in-lbs)



Selected instrument springs

KIT No. 100 MUSIC WIRE
216 SPRINGS – 108 DIFFERENT SIZES

A flip of the lid puts 216 instrument springs in 108 different sizes at your fingertips with each pair of compression, extension and torsion springs in easily identifiable compartments. Available in plated music wire only.

RANGE OF SPECIFICATIONS

Wire Size	0.15mm to 0.66mm (0.006" to 0.026")
Free Length	3.18mm to 31.75mm (0.13" to 1.25")
Outside Diameter	1.45mm to 9.15mm (0.057" to 0.360")
Load Capacity — Music Wire	1.33N to 30N (0.3lbs to 6.75lbs)



Kit No. SK 250 Compression springs in music wire containing approx. 300 springs
Kit No. SK 251 Compression springs in stainless steel containing approx. 300 springs
Kit No. SK 350 Extension springs in music wire containing approx. 300 springs
Kit No. SK 351 Extension springs in stainless steel containing approx. 250 springs

Designed for those moments when engineers need a spring immediately to solve a problem or test a prototype, these Compact Spring Kits offer a selection of compression and extension springs in a range of sizes and materials.

Each box contains a choice of springs to suit research and development, servicing, repairs or maintenance; at work or at home for workshop or garage.

Compact spring kits



CUSTOM SPRINGS TO YOUR SPECIFICATIONS



- Engineering Support From Design Through Production
- Extensive Material and Finish Options
- Global Manufacturing and Distribution
- CAD Assisted Product Design
- Governmental & Industrial Regulatory Expertise
- Prototypes Through Large Production Runs

ISO 9001
Registered

ROHS
COMPLIANT

Lee Spring offers design and manufacturing of custom springs to meet your detailed specifications or physical requirements. Work with a Lee Spring Engineer to help resolve design issues, selection of materials and finishes and ensuring the spring design is optimized for your application.

From prototypes through large scale production runs, Lee Spring provides the engineering and manufacturing support you deserve.



LeeP™ PLASTIC COMPOSITE SPRINGS

Guide to using tables

Colour spring strength. arranged through the pages in ascending order of size.

Outside Diameter nominal dimension.

Inside Diameter the load or force required to bring all the coils into contact.

Load at Solid Height change in load or force per unit of deflection.

Spring Rate reference to the price list.

Lee Stock Number

ordering reference.

Minimum Hole Diameter

required for the effective operation of the spring, allowing for manufacturing tolerances and normal working conditions.

Maximum Rod Diameter

over which the spring will effectively operate, allowing for working conditions and manufacturing tolerances.

Material Thickness x Radial Wall

nominal dimensions.

Free Length

the overall length of the spring in the unloaded position.

Solid Height

length when fully compressed.

ADDITIONAL INFORMATION

- LeeP™ plastic composite compression springs combine the strength of metal with the special attributes of high performance engineered thermoplastics.
- Manufactured in Ultem® PEI (polyetherimide) resin. Different formulations are designed to meet or exceed performance criteria.
- Benefits include:
 - Unique patent pending designs that maximise spring rates and cycle life, while minimizing solid height
 - High strength to weight ratios that optimise performance while reducing mass
 - Excellent stability of physical and mechanical properties at elevated temperatures up to 170°C (340°F)
 - High corrosion resistance and compatibility with many chemicals including strong acids, weak bases, aromatics, and ketones
 - Non-magnetic. Does not interfere with imaging and other ferro-sensitive technologies
 - Dielectric insulation. Suitable for non-conductive applications
 - Inert, non-contaminating material protects product purity
 - Low flammability and toxicity ensure environmental safety
 - Recyclable and compliant with global regulations including RoHS and REACH
- LeeP™ plastic composite springs are available in a variety of standard sizes and colour coded strengths: red, orange, yellow, green, and violet, the strongest.
- Custom designs to meet precise performance requirements are available.

*Ultem resin is produced by SABIC Innovative Plastics, a leader in engineered thermoplastic material solutions.



LeeP™ PLASTIC COMPOSITE SPRINGS

● Ultem* PEI (polyetherimide) resin

LEE STOCK NUMBER	COLOUR	TO WORK IN HOLE DIAMETER MIN.		OUTSIDE DIAMETER		TO WORK OVER ROD DIAMETER MAX.		INSIDE DIAMETER							
		MM	IN	MM	IN	MM	IN	MM	IN						
LL 038 038 U000 LL 038 038 U10G LL 038 038 U20G	RED ORANGE YELLOW	9.53	0.375	8.89	0.350	3.81	0.150	4.72	0.186						
LL 038 038 U30G LL 038 038 U40G	GREEN VIOLET			8.89	0.350										
LL 038 050 U000 LL 038 050 U10G LL 038 050 U20G	RED ORANGE YELLOW									4.72	0.186				
LL 038 050 U30G LL 038 050 U40G	GREEN VIOLET														
LL 050 050 U000 LL 050 050 U10G LL 050 050 U20G	RED ORANGE YELLOW							12.70	0.500			12.32	0.485	5.54	0.218
LL 050 050 U30G LL 050 050 U40G	GREEN VIOLET			11.94	0.470										
LL 050 075 U000 LL 050 075 U10G LL 050 075 U20G	RED ORANGE YELLOW									6.25	0.246				
LL 050 075 U30G LL 050 075 U40G	GREEN VIOLET														
LL 075 075 U000 LL 075 075 U10G LL 075 075 U20G	RED ORANGE YELLOW	19.05	0.750			18.29	0.720					8.71	0.343		
LL 075 075 U30G LL 075 075 U40G	GREEN VIOLET			18.29	0.720										
LL 075 100 U000 LL 075 100 U10G LL 075 100 U20G	RED ORANGE YELLOW					9.55	0.376								
LL 075 100 U30G LL 075 100 U40G	GREEN VIOLET														
LL 100 100 U000 LL 100 100 U10G LL 100 100 U20G	RED ORANGE YELLOW							25.40	1.000	24.51	0.965			11.91	0.469
LL 100 100 U30G LL 100 100 U40G	GREEN VIOLET			24.51	0.965										
LL 100 125 U000 LL 100 125 U10G LL 100 125 U20G	RED ORANGE YELLOW					12.83	0.505								
LL 100 125 U30G LL 100 125 U40G	GREEN VIOLET														

*Ultem resin is produced by SABIC Innovative Plastics, a leader in engineered thermoplastic material solutions



● Ultem* PEI (polyetherimide) resin

MATERIAL THICKNESS X RADIAL WALL		APPROXIMATE LOAD AT SOLID HEIGHT		NOMINAL FREE LENGTH		SPRING RATE		APPROXIMATE SOLID HEIGHT		PRICE GROUP		
MM	IN	N	LB	MM	IN	N/MM	LB/IN	MM	IN			
0.76 x 2.08	.030 x .082	4.41	0.99	9.53	0.375	0.65	3.70	2.74	0.108	L1		
		6.66	1.50			0.98	5.59			L1		
		7.28	1.64			1.07	6.11			L1		
		8.06	1.81			1.18	6.76			L1		
		9.08	2.04			1.33	7.62			L1		
		4.41	0.99			12.70	0.500			0.46	2.65	3.23
		6.66	1.50	0.70	4.00			L2				
		7.28	1.64	0.77	4.37			L2				
		8.06	1.81	0.85	4.84			L2				
		9.08	2.04	0.96	5.46			L2				
		8.47	1.91	12.70	0.500			0.95	5.40	3.76	0.148	
		12.82	2.88			1.43	8.16	L2				
14.00	3.15	1.56	8.91			L2						
15.50	3.48	1.73	9.87			L2						
17.46	3.93	1.95	11.12			L2						
8.83	1.99	19.05	0.750			0.62	3.56	4.90	0.193			L3
13.35	3.00					0.94	5.38					L3
14.58	3.28					1.03	5.88					L3
16.15	3.63					1.14	6.50					L3
18.19	4.09					1.28	7.33					L3
19.31	4.34					19.05	0.750					1.43
29.19	6.56	2.17	12.37					L3				
31.88	7.17	2.37	13.51	L3								
35.30	7.94	2.62	14.96	L3								
39.77	8.94	2.95	16.85	L3								
19.31	4.34	25.40	1.000	1.02	5.85			6.58	0.259	L4		
29.19	6.56			1.55	8.84					L4		
31.88	7.17			1.69	9.65					L4		
35.30	7.94			1.87	10.69					L4		
39.77	8.94			2.11	12.04					L4		
36.18	8.13			25.40	1.000					2.04	11.64	7.70
54.70	12.30	3.08	17.60					L4				
59.74	13.43	3.37	19.23			L4						
66.15	14.87	3.73	21.28			L4						
74.53	16.76	4.20	23.98			L4						
36.18	8.13	31.75	1.250			1.57	8.95	8.71	0.343	L5		
54.70	12.30					2.37	13.53			L5		
59.74	13.43					2.59	14.77			L5		
66.15	14.87					2.87	16.36			L5		
74.53	16.76					3.23	18.43			L5		

*Ultem resin is produced by SABIC Innovative Plastics, a leader in engineered thermoplastic material solutions



INGENIOUS. INNOVATIVE. IN-STOCK.

With over 25,000 stock springs, extensive custom capabilities and 100 years of expertise, Lee Spring responds to yesterday's needs, today's demands and tomorrow's technology.

Whether you need 10 springs or 10 million springs, our World-Class Service and comprehensive website make finding the right spring easy.

Call or email us today to learn more.



BANTAM™ SPRINGS

Guide to using tables

Wire Diameter
in ascending order of size, within each group of outside diameters.

Load at Solid Height
the load or force required to bring all coils into contact

Free Length
the overall length of the spring in the unloaded position.

Lee Stock Number
ordering reference

Outside Diameter
arranged through the pages in ascending order of size.

Minimum Hole Diameter
required for the effective operation of the spring, allowing for manufacturing tolerances and normal working conditions.

Price Group
reference to the price list

Solid Height
Length when fully compressed.

Spring Rate
change in load or force per unit of deflection

BANTAM™ SPRINGS
Elgiloy® cobalt-chromium-nickel alloy

LEE STOCK NUMBER	OUTSIDE DIAMETER		TO WORK IN HOLE DIAMETER MIN.		NOMINAL WIRE DIAMETER		APPROXIMATE LOAD AT SOLID HEIGHT		NOMINAL FREE LENGTH		SPRING RATE	APPROXIMATE SOLID HEIGHT		PRICE GROUP
	MM	IN	MM	IN	MM	IN	N	LB	MM	IN		N/MM	MM	
CB0040A 01 E	0.64	0.025	0.81	0.032	0.10	0.0040	0.796	0.179	1.27	0.050	1.537	8	0.76	0.030
CB0040A 02 E									1.91	0.075	0.927	5.3	1.04	0.041
CB0040A 03 E									2.54	0.100	0.664	3.79	1.35	0.033
CB0040A 04 E									3.18	0.125	0.517	2.95	1.63	0.026
CB0040A 05 E									3.81	0.150	0.423	2.42	1.93	0.021
CB0040A 06 E									4.45	0.175	0.358	2.05	2.24	0.018
CB0040A 07 E									5.08	0.200	0.311	1.77	2.51	0.015
CB0040A 08 E									5.72	0.225	0.274	1.57	2.82	0.011
CB0040A 09 E									6.35	0.250	0.246	1.40	3.10	0.009
CB0045A 01 E					0.11	0.0045	1.161	0.261	1.27	0.050	2.669	15.36	0.94	0.033
CB0045A 02 E									1.91	0.075	1.597	9.12	1.27	0.046
CB0045A 03 E									2.54	0.100	1.135	6.48	1.57	0.060
CB0045A 04 E									3.18	0.125	0.881	5.03	1.83	0.073
CB0045A 05 E									3.81	0.150	0.719	4.11	2.21	0.087
CB0045A 06 E									4.45	0.175	0.608	3.47	2.64	0.100
CB0045A 07 E									5.08	0.200	0.526	3.01	3.07	0.113
CB0045A 08 E									5.72	0.225	0.464	2.65	3.23	0.127
CB0045A 09 E									6.35	0.250	0.415	2.37	3.56	0.140
CB0050A 01 E					0.13	0.0050	1.632	0.367	1.27	0.050	4.571	26.10	0.91	0.036
CB0050A 02 E									1.91	0.075	2.867	15.23	1.30	0.051
CB0050A 03 E									2.54	0.100	1.862	10.75	1.68	0.065
CB0050A 04 E									3.18	0.125	1.454	8.31	2.06	0.080
CB0050A 05 E									3.81	0.150	1.185	6.77	2.44	0.095
CB0050A 06 E									4.45	0.175	1.000	5.71	2.82	0.111
CB0050A 07 E									5.08	0.200	0.865	4.94	3.20	0.126
CB0050A 08 E									5.72	0.225	0.762	4.35	3.69	0.141
CB0050A 09 E									6.35	0.250	0.681	3.89	3.96	0.156
CB0055A 01 E					0.14	0.0055	2.229	0.501	1.27	0.050	7.585	43.31	0.97	0.038
CB0055A 02 E									1.91	0.075	4.343	24.80	1.40	0.055
CB0055A 03 E									2.54	0.100	3.043	17.38	1.80	0.071
CB0055A 04 E									3.18	0.125	2.342	13.37	2.24	0.086
CB0055A 05 E									3.81	0.150	1.903	10.87	2.64	0.104
CB0055A 06 E									4.45	0.175	1.603	9.15	3.05	0.120
CB0055A 07 E									5.08	0.200	1.385	7.91	3.48	0.137
CB0055A 08 E									5.72	0.225	1.219	6.96	3.89	0.153
CB0055A 09 E									6.35	0.250	1.088	6.21	4.29	0.169
CBM010A 01 E	0.81	0.032	1.00	0.039	0.10	0.0040	0.600	0.135	1.00	0.039	1.281	7.31	0.53	0.021
CBM010A 02 E									2.00	0.075	0.525	3.00	0.86	0.034
CBM010A 03 E									3.00	0.118	0.330	1.89	1.19	0.047
CBM010A 04 E									4.00	0.157	0.241	1.38	1.50	0.059
CBM010A 05 E									5.00	0.197	0.190	1.08	1.83	0.072
CBM010A 06 E									6.00	0.236	0.155	0.89	2.16	0.085
CBM010A 07 E									7.00	0.276	0.133	0.76	2.49	0.098
CBM010A 08 E									8.00	0.315	0.116	0.66	2.82	0.111
CBM010A 09 E									9.00	0.354	0.102	0.59	3.15	0.124
CBM011A 01 E					0.11	0.0045	0.900	0.202	1.00	0.039	2.211	12.62	0.58	0.023
CBM011A 02 E									2.00	0.075	0.876	5.00	0.97	0.038
CBM011A 03 E									3.00	0.118	0.617	3.12	1.35	0.053
CBM011A 04 E									4.00	0.157	0.397	2.27	1.73	0.068
CBM011A 05 E									5.00	0.197	0.312	1.78	2.11	0.083
CBM011A 06 E									6.00	0.236	0.257	1.47	2.49	0.098
CBM011A 07 E									7.00	0.276	0.218	1.25	2.87	0.113
CBM011A 08 E									8.00	0.315	0.190	1.08	3.25	0.128
CBM011A 09 E									9.00	0.354	0.168	0.96	3.63	0.143
CBM013A 01 E					0.13	0.0050	1.200	0.270	1.00	0.039	3.536	20.19	0.66	0.026
CBM013A 02 E									2.00	0.075	1.352	7.72	1.12	0.044
CBM013A 03 E									3.00	0.118	0.836	4.77	1.57	0.062
CBM013A 04 E									4.00	0.157	0.655	3.46	2.01	0.079
CBM013A 05 E									5.00	0.197	0.474	2.71	2.46	0.097
CBM013A 06 E									6.00	0.236	0.389	2.22	2.92	0.115
CBM013A 07 E									7.00	0.276	0.331	1.89	3.38	0.133
CBM013A 08 E									8.00	0.315	0.287	1.64	3.81	0.150
CBM013A 09 E									9.00	0.354	0.254	1.45	4.27	0.168

ADDITIONAL INFORMATION

- 1 Bantam™ Mini compression springs combine impressive strength with corrosion resistance.
- 2 While our smallest Bantam™ Mini spring features a wire diameter size of 0.10 mm (0.0040"), just slightly thicker than a human hair, the range extends up to 0.14 mm (0.0055") in standard outside diameters of 0.64 mm (0.025") to 1.65 mm (0.065").
- 3 To meet the performance needs of a diverse range of applications these springs are manufactured in Elgiloy®, a cobalt-chromium-nickel alloy known for its high strength. Elgiloy® is 10% stronger than Type 316 stainless steel and exhibits superior corrosion resistance. In addition it performs well in temperatures up to 454°C (850°F) and is non-magnetic.
- 4 Custom designs in Elgiloy® and other alloys are available.



BANTAM™ SPRINGS

● Elgiloy® cobalt-chromium-nickel alloy

LEE STOCK NUMBER	OUTSIDE DIAMETER		TO WORK IN HOLE DIAMETER MIN.		NOMINAL WIRE DIAMETER		APPROXIMATE LOAD AT SOLID HEIGHT		NOMINAL FREE LENGTH		SPRING RATE		APPROXIMATE SOLID HEIGHT		PRICE GROUP
	MM	IN	MM	IN	MM	IN	N	LB	MM	IN	N/MM	LB/IN	MM	IN	
CB0040A 01 E	0.64	0.025	0.81	0.032	0.10	0.0040	0.796	0.179	1.27	0.050	1.537	8.78	0.76	0.030	R
CB0040A 02 E									1.91	0.075	0.927	5.30	1.04	0.041	R
CB0040A 03 E									2.54	0.100	0.664	3.79	1.35	0.053	R
CB0040A 04 E									3.18	0.125	0.517	2.95	1.63	0.064	R
CB0040A 05 E									3.81	0.150	0.423	2.42	1.93	0.076	R
CB0040A 06 E									4.45	0.175	0.358	2.05	2.24	0.088	S
CB0040A 07 E									5.08	0.200	0.311	1.77	2.51	0.099	S
CB0040A 08 E									5.72	0.225	0.274	1.57	2.82	0.111	S
CB0040A 09 E									6.35	0.250	0.246	1.40	3.10	0.122	S
CB0045A 01 E					0.11	0.0045	1.161	0.261	1.27	0.050	2.690	15.36	0.84	0.033	R
CB0045A 02 E									1.91	0.075	1.597	9.12	1.17	0.046	R
CB0045A 03 E									2.54	0.100	1.135	6.48	1.52	0.060	R
CB0045A 04 E									3.18	0.125	0.881	5.03	1.85	0.073	R
CB0045A 05 E									3.81	0.150	0.719	4.11	2.21	0.087	R
CB0045A 06 E									4.45	0.175	0.608	3.47	2.54	0.100	S
CB0045A 07 E									5.08	0.200	0.526	3.01	2.87	0.113	S
CB0045A 08 E									5.72	0.225	0.464	2.65	3.23	0.127	S
CB0045A 09 E									6.35	0.250	0.415	2.37	3.56	0.140	S
CB0050A 01 E					0.13	0.0050	1.632	0.367	1.27	0.050	4.571	26.10	0.91	0.036	R
CB0050A 02 E									1.91	0.075	2.667	15.23	1.30	0.051	R
CB0050A 03 E									2.54	0.100	1.882	10.75	1.68	0.066	R
CB0050A 04 E									3.18	0.125	1.454	8.31	2.06	0.081	R
CB0050A 05 E									3.81	0.150	1.185	6.77	2.44	0.096	R
CB0050A 06 E									4.45	0.175	1.000	5.71	2.82	0.111	S
CB0050A 07 E									5.08	0.200	0.865	4.94	3.20	0.126	S
CB0050A 08 E									5.72	0.225	0.762	4.35	3.58	0.141	S
CB0050A 09 E									6.35	0.250	0.681	3.89	3.96	0.156	S
CB0055A 01 E					0.14	0.0055	2.229	0.501	1.27	0.050	7.585	43.31	0.97	0.038	R
CB0055A 02 E									1.91	0.075	4.343	24.80	1.40	0.055	R
CB0055A 03 E									2.54	0.100	3.043	17.38	1.80	0.071	R
CB0055A 04 E									3.18	0.125	2.342	13.37	2.24	0.088	R
CB0055A 05 E									3.81	0.150	1.903	10.87	2.64	0.104	R
CB0055A 06 E									4.45	0.175	1.603	9.15	3.05	0.120	S
CB0055A 07 E									5.08	0.200	1.385	7.91	3.48	0.137	S
CB0055A 08 E									5.72	0.225	1.219	6.96	3.89	0.153	S
CB0055A 09 E									6.35	0.250	1.088	6.21	4.29	0.169	S
CBM010A 01 E	0.81	0.032	1.00	0.039	0.10	0.0040	0.600	0.135	1.00	0.039	1.281	7.31	0.53	0.021	S
CBM010A 02 E									2.00	0.079	0.525	3.00	0.86	0.034	S
CBM010A 03 E									3.00	0.118	0.330	1.89	1.19	0.047	S
CBM010A 04 E									4.00	0.157	0.241	1.38	1.50	0.059	S
CBM010A 05 E									5.00	0.197	0.190	1.08	1.83	0.072	S
CBM010A 06 E									6.00	0.236	0.156	0.89	2.16	0.085	S
CBM010A 07 E									7.00	0.276	0.133	0.76	2.49	0.098	S
CBM010A 08 E									8.00	0.315	0.116	0.66	2.82	0.111	S
CBM010A 09 E									9.00	0.354	0.102	0.59	3.15	0.124	S
CBM011A 01 E					0.11	0.0045	0.900	0.202	1.00	0.039	2.211	12.62	0.58	0.023	S
CBM011A 02 E									2.00	0.079	0.876	5.00	0.97	0.038	S
CBM011A 03 E									3.00	0.118	0.547	3.12	1.35	0.053	S
CBM011A 04 E									4.00	0.157	0.397	2.27	1.73	0.068	S
CBM011A 05 E									5.00	0.197	0.312	1.78	2.11	0.083	S
CBM011A 06 E									6.00	0.236	0.257	1.47	2.49	0.098	S
CBM011A 07 E									7.00	0.276	0.218	1.25	2.87	0.113	S
CBM011A 08 E									8.00	0.315	0.190	1.08	3.25	0.128	S
CBM011A 09 E									9.00	0.354	0.168	0.96	3.63	0.143	S
CBM013A 01 E					0.13	0.0050	1.200	0.270	1.00	0.039	3.536	20.19	0.66	0.026	S
CBM013A 02 E									2.00	0.079	1.352	7.72	1.12	0.044	S
CBM013A 03 E									3.00	0.118	0.836	4.77	1.57	0.062	S
CBM013A 04 E									4.00	0.157	0.605	3.46	2.01	0.079	S
CBM013A 05 E									5.00	0.197	0.474	2.71	2.46	0.097	S
CBM013A 06 E									6.00	0.236	0.389	2.22	2.92	0.115	S
CBM013A 07 E									7.00	0.276	0.331	1.89	3.38	0.133	S
CBM013A 08 E									8.00	0.315	0.287	1.64	3.81	0.150	S
CBM013A 09 E									9.00	0.354	0.254	1.45	4.27	0.168	S



● Elgiloy® cobalt-chromium-nickel alloy

LEE STOCK NUMBER	OUTSIDE DIAMETER		TO WORK IN HOLE DIAMETER MIN.		NOMINAL WIRE DIAMETER		APPROXIMATE LOAD AT SOLID HEIGHT		NOMINAL FREE LENGTH		SPRING RATE		APPROXIMATE SOLID HEIGHT		PRICE GROUP							
	MM	IN	MM	IN	MM	IN	N	LB	MM	IN	N/MM	LB/IN	MM	IN								
CBM014A 01 E	0.81	0.032	1.00	0.039	0.14	0.0055	1.600	0.360	1.00	0.039	5.655	32.29	0.71	0.028	S							
CBM014A 02 E									2.00	0.079	2.078	11.86	1.22	0.048	S							
CBM014A 03 E									3.00	0.118	1.273	7.27	1.75	0.069	S							
CBM014A 04 E									4.00	0.157	0.917	5.24	2.26	0.089	S							
CBM014A 05 E									5.00	0.197	0.717	4.09	2.77	0.109	S							
CBM014A 06 E									6.00	0.236	0.588	3.36	3.28	0.129	S							
CBM014A 07 E									7.00	0.276	0.499	2.85	3.78	0.149	S							
CBM014A 08 E									8.00	0.315	0.433	2.47	4.32	0.170	S							
CBM014A 09 E									9.00	0.354	0.383	2.19	4.83	0.190	S							
CB0040B 01 E	1.02	0.040	1.19	0.047	0.10	0.0040	0.463	0.104	2.54	0.100	0.269	1.53	0.81	0.032	R							
CB0040B 02 E									3.81	0.150	0.171	0.98	1.09	0.043	R							
CB0040B 03 E									5.08	0.200	0.126	0.72	1.40	0.055	R							
CB0040B 04 E									6.35	0.250	0.099	0.57	1.68	0.066	R							
CB0040B 05 E									7.62	0.300	0.082	0.47	1.98	0.078	R							
CB0040B 06 E									8.89	0.350	0.070	0.40	2.26	0.089	S							
CB0040B 07 E									10.16	0.400	0.061	0.35	2.54	0.100	S							
CB0040B 08 E									11.43	0.450	0.054	0.31	2.84	0.112	S							
CB0040B 09 E									12.70	0.500	0.049	0.28	3.12	0.123	S							
CB0045B 01 E					0.11	0.0045	0.672	0.151	2.54	0.100	0.422	2.41	0.94	0.037	R							
CB0045B 02 E																3.81	0.150	0.267	1.53	1.30	0.051	R
CB0045B 03 E																5.08	0.200	0.196	1.12	1.65	0.065	R
CB0045B 04 E																6.35	0.250	0.154	0.88	2.01	0.079	R
CB0045B 05 E																7.62	0.300	0.127	0.73	2.36	0.093	R
CB0045B 06 E																8.89	0.350	0.108	0.62	2.72	0.107	S
CB0045B 07 E																10.16	0.400	0.094	0.54	3.07	0.121	S
CB0045B 08 E																11.43	0.450	0.084	0.48	3.40	0.134	S
CB0045B 09 E																12.70	0.500	0.075	0.43	3.76	0.148	S
CB0050B 01 E	0.13	0.0050	0.934	0.210	2.54	0.100	0.642	3.67	1.09	0.043	R											
CB0050B 02 E												3.81	0.150	0.404	2.31	1.50	0.059	R				
CB0050B 03 E												5.08	0.200	0.295	1.68	1.93	0.076	R				
CB0050B 04 E												6.35	0.250	0.232	1.33	2.34	0.092	R				
CB0050B 05 E												7.62	0.300	0.191	1.09	2.74	0.108	R				
CB0050B 06 E												8.89	0.350	0.163	0.93	3.18	0.125	S				
CB0050B 07 E												10.16	0.400	0.142	0.81	3.58	0.141	S				
CB0050B 08 E												11.43	0.450	0.125	0.72	3.99	0.157	S				
CB0050B 09 E												12.70	0.500	0.112	0.64	4.42	0.174	S				
CB0055B 01 E	0.14	0.0055	1.259	0.283	2.54	0.100	0.953	5.44	1.22	0.048	R											
CB0055B 02 E												3.81	0.150	0.596	3.41	1.70	0.067	R				
CB0055B 03 E												5.08	0.200	0.434	2.48	2.18	0.086	R				
CB0055B 04 E												6.35	0.250	0.341	1.95	2.67	0.105	R				
CB0055B 05 E												7.62	0.300	0.281	1.60	3.15	0.124	R				
CB0055B 06 E												8.89	0.350	0.239	1.36	3.61	0.142	S				
CB0055B 07 E												10.16	0.400	0.208	1.19	4.09	0.161	S				
CB0055B 08 E												11.43	0.450	0.184	1.05	4.57	0.180	S				
CB0055B 09 E												12.70	0.500	0.165	0.94	5.05	0.199	S				
CBM010B 01 E	1.32	0.052	1.50	0.059	0.10	0.0040	0.350	0.079	2.00	0.079	0.241	1.38	0.53	0.021	S							
CBM010B 02 E									3.00	0.118	0.151	0.86	0.69	0.027	S							
CBM010B 03 E									4.00	0.157	0.110	0.63	0.84	0.033	S							
CBM010B 04 E									5.00	0.197	0.087	0.50	0.97	0.038	S							
CBM010B 05 E									6.00	0.236	0.072	0.41	1.12	0.044	S							
CBM010B 06 E									7.00	0.276	0.061	0.35	1.24	0.049	S							
CBM010B 07 E									8.00	0.315	0.053	0.30	1.40	0.055	S							
CBM010B 08 E									9.00	0.354	0.047	0.27	1.52	0.060	S							
CBM010B 09 E									10.00	0.394	0.042	0.24	1.68	0.066	S							
CBM011B 01 E					0.11	0.0045	0.500	0.112	2.00	0.079	0.366	2.09	0.64	0.025	S							
CBM011B 02 E																3.00	0.118	0.229	1.31	0.81	0.032	S
CBM011B 03 E																4.00	0.157	0.166	0.95	0.99	0.039	S
CBM011B 04 E																5.00	0.197	0.130	0.74	1.17	0.046	S
CBM011B 05 E																6.00	0.236	0.107	0.61	1.35	0.053	S
CBM011B 06 E																7.00	0.276	0.091	0.52	1.52	0.060	S
CBM011B 07 E																8.00	0.315	0.079	0.45	1.70	0.067	S
CBM011B 08 E																9.00	0.354	0.070	0.40	1.88	0.074	S
CBM011B 09 E																10.00	0.394	0.063	0.36	2.06	0.081	S



BANTAM™ SPRINGS

● Elgiloy® cobalt-chromium-nickel alloy

LEE STOCK NUMBER	OUTSIDE DIAMETER		TO WORK IN HOLE DIAMETER MIN.		NOMINAL WIRE DIAMETER		APPROXIMATE LOAD AT SOLID HEIGHT		NOMINAL FREE LENGTH		SPRING RATE		APPROXIMATE SOLID HEIGHT		PRICE GROUP
	MM	IN	MM	IN	MM	IN	N	LB	MM	IN	N/MM	LB/IN	MM	IN	
CBM013B 01 E	1.32	0.052	1.50	0.059	0.13	0.0050	0.700	0.157	2.00	0.079	0.548	3.13	0.71	0.028	S
CBM013B 02 E									3.00	0.118	0.339	1.94	0.94	0.037	S
CBM013B 03 E									4.00	0.157	0.245	1.40	1.14	0.045	S
CBM013B 04 E									5.00	0.197	0.192	1.10	1.35	0.053	S
CBM013B 05 E									6.00	0.236	0.158	0.90	1.57	0.062	S
CBM013B 06 E									7.00	0.276	0.134	0.77	1.78	0.070	S
CBM013B 07 E									8.00	0.315	0.116	0.67	1.98	0.078	S
CBM013B 08 E									9.00	0.354	0.103	0.59	2.21	0.087	S
CBM013B 09 E									10.00	0.394	0.092	0.53	2.41	0.095	S
CBM014B 01 E					0.14	0.0055	0.950	0.214	2.00	0.079	0.798	4.56	0.81	0.032	S
CBM014B 02 E									3.00	0.118	0.489	2.79	1.07	0.042	S
CBM014B 03 E									4.00	0.157	0.352	2.01	1.30	0.051	S
CBM014B 04 E									5.00	0.197	0.275	1.57	1.55	0.061	S
CBM014B 05 E									6.00	0.236	0.226	1.29	1.80	0.071	S
CBM014B 06 E									7.00	0.276	0.192	1.10	2.06	0.081	S
CBM014B 07 E									8.00	0.315	0.166	0.95	2.29	0.090	S
CBM014B 08 E									9.00	0.354	0.147	0.84	2.54	0.100	S
CBM014B 09 E									10.00	0.394	0.132	0.75	2.79	0.110	S
CB0040C 01 E	1.45	0.057	1.60	0.063	0.10	0.0040	0.316	0.071	3.18	0.125	0.125	0.71	0.66	0.026	R
CB0040C 02 E									4.78	0.188	0.080	0.46	0.84	0.033	R
CB0040C 03 E									6.35	0.250	0.059	0.34	1.02	0.040	R
CB0040C 04 E									7.95	0.313	0.047	0.27	1.22	0.048	R
CB0040C 05 E									9.53	0.375	0.039	0.22	1.40	0.055	R
CB0040C 06 E									11.13	0.438	0.033	0.19	1.60	0.063	S
CB0040C 07 E									12.70	0.500	0.029	0.17	1.78	0.070	S
CB0040C 08 E									14.30	0.563	0.026	0.15	1.98	0.078	S
CB0040C 09 E									15.88	0.625	0.023	0.13	2.16	0.085	S
CB0045C 01 E					0.11	0.0045	0.454	0.102	3.18	0.125	0.188	1.07	0.76	0.030	R
CB0045C 02 E									4.78	0.188	0.120	0.69	1.02	0.040	R
CB0045C 03 E									6.35	0.250	0.089	0.51	1.24	0.049	R
CB0045C 04 E									7.95	0.313	0.070	0.40	1.47	0.058	R
CB0045C 05 E									9.53	0.375	0.058	0.33	1.70	0.067	R
CB0045C 06 E									11.13	0.438	0.049	0.28	1.96	0.077	S
CB0045C 07 E									12.70	0.500	0.043	0.25	2.18	0.086	S
CB0045C 08 E									14.30	0.563	0.038	0.22	2.41	0.095	S
CB0045C 09 E									15.88	0.625	0.034	0.20	2.67	0.105	S
CB0050C 01 E					0.13	0.0050	0.627	0.141	3.18	0.125	0.274	1.57	0.89	0.035	R
CB0050C 02 E									4.78	0.188	0.174	1.00	1.17	0.046	R
CB0050C 03 E									6.35	0.250	0.128	0.73	1.45	0.057	R
CB0050C 04 E									7.95	0.313	0.101	0.58	1.75	0.069	R
CB0050C 05 E									9.53	0.375	0.084	0.48	2.03	0.080	R
CB0050C 06 E									11.13	0.438	0.071	0.41	2.31	0.091	S
CB0050C 07 E									12.70	0.500	0.062	0.36	2.62	0.103	S
CB0050C 08 E									14.30	0.563	0.055	0.31	2.90	0.114	S
CB0050C 09 E									15.88	0.625	0.049	0.28	3.18	0.125	S
CB0055C 01 E					0.14	0.0055	0.845	0.190	3.18	0.125	0.389	2.22	1.02	0.040	R
CB0055C 02 E									4.78	0.188	0.246	1.41	1.35	0.053	R
CB0055C 03 E									6.35	0.250	0.181	1.03	1.68	0.066	R
CB0055C 04 E									7.95	0.313	0.142	0.81	2.03	0.080	R
CB0055C 05 E									9.53	0.375	0.118	0.67	2.36	0.093	R
CB0055C 06 E									11.13	0.438	0.100	0.57	2.72	0.107	S
CB0055C 07 E									12.70	0.500	0.087	0.50	3.05	0.120	S
CB0055C 08 E									14.30	0.563	0.077	0.44	3.38	0.133	S
CB0055C 09 E									15.88	0.625	0.069	0.40	3.73	0.147	S
CBM010C 01 E	1.65	0.065	1.80	0.071	0.10	0.0040	0.250	0.056	3.00	0.118	0.103	0.59	0.58	0.023	S
CBM010C 02 E									4.00	0.157	0.075	0.43	0.69	0.027	S
CBM010C 03 E									5.00	0.197	0.059	0.34	0.79	0.031	S
CBM010C 04 E									6.00	0.236	0.049	0.28	0.89	0.035	S
CBM010C 05 E									7.00	0.276	0.042	0.24	0.99	0.039	S
CBM010C 06 E									8.00	0.315	0.036	0.21	1.09	0.043	S
CBM010C 07 E									9.00	0.354	0.032	0.18	1.19	0.047	S
CBM010C 08 E									10.00	0.394	0.029	0.16	1.30	0.051	S
CBM010C 09 E									12.00	0.472	0.024	0.14	1.50	0.059	S



● Elgiloy® cobalt-chromium-nickel alloy

LEE STOCK NUMBER	OUTSIDE DIAMETER		TO WORK IN HOLE DIAMETER MIN.		NOMINAL WIRE DIAMETER		APPROXIMATE LOAD AT SOLID HEIGHT		NOMINAL FREE LENGTH		SPRING RATE		APPROXIMATE SOLID HEIGHT		PRICE GROUP
	MM	IN	MM	IN	MM	IN	N	LB	MM	IN	N/MM	LB/IN	MM	IN	
CBM011C 01 E	1.65	0.065	1.80	0.071	0.11	0.0045	0.400	0.090	3.00	0.118	0.170	0.97	0.64	0.025	S
CBM011C 02 E									4.00	0.157	0.124	0.71	0.76	0.030	S
CBM011C 03 E									5.00	0.197	0.097	0.55	0.89	0.035	S
CBM011C 04 E									6.00	0.236	0.080	0.46	0.99	0.039	S
CBM011C 05 E									7.00	0.276	0.068	0.39	1.12	0.044	S
CBM011C 06 E									8.00	0.315	0.059	0.34	1.22	0.048	S
CBM011C 07 E									9.00	0.354	0.052	0.30	1.35	0.053	S
CBM011C 08 E									10.00	0.394	0.047	0.27	1.45	0.057	S
CBM011C 09 E									12.00	0.472	0.039	0.22	1.68	0.066	S
CBM013C 01 E					0.13	0.0050	0.550	0.124	3.00	0.118	0.244	1.40	0.76	0.030	S
CBM013C 02 E									4.00	0.157	0.177	1.01	0.89	0.035	S
CBM013C 03 E									5.00	0.197	0.139	0.79	1.04	0.041	S
CBM013C 04 E									6.00	0.236	0.114	0.65	1.17	0.046	S
CBM013C 05 E									7.00	0.276	0.097	0.55	1.32	0.052	S
CBM013C 06 E									8.00	0.315	0.084	0.48	1.45	0.057	S
CBM013C 07 E									9.00	0.354	0.074	0.42	1.60	0.063	S
CBM013C 08 E									10.00	0.394	0.067	0.38	1.73	0.068	S
CBM013C 09 E									12.00	0.472	0.055	0.32	2.01	0.079	S
CBM014C 01 E					0.14	0.0055	0.700	0.157	3.00	0.118	0.329	1.88	0.86	0.034	S
CBM014C 02 E									4.00	0.157	0.237	1.35	1.04	0.041	S
CBM014C 03 E									5.00	0.197	0.185	1.06	1.22	0.048	S
CBM014C 04 E									6.00	0.236	0.152	0.87	1.40	0.055	S
CBM014C 05 E									7.00	0.276	0.129	0.74	1.57	0.062	S
CBM014C 06 E									8.00	0.315	0.112	0.64	1.75	0.069	S
CBM014C 07 E									9.00	0.354	0.099	0.57	1.93	0.076	S
CBM014C 08 E									10.00	0.394	0.089	0.51	2.11	0.083	S
CBM014C 09 E									12.00	0.472	0.073	0.42	2.44	0.096	S

Global flexibility:

What you need.

When you need it.

Where you need it.

Our expanding global presence and in-depth knowledge of the worldwide market place puts Lee Spring at the leading edge of market specific solutions for customer needs. Lee Spring partners with you to find a resolution that meets local, regional and geographical requirements.

Serving Industries Worldwide

Our products serve a broad base of international industries including:

- Aerospace
- Oil and Gas
- Transportation
- Valves and Pumps
- Robotics and Automation
- Instrumentation and Controls
- Industrial and Manufacturing Equipment
- Computer and Telecommunications
- Pharmaceutical Delivery Systems
- Medical, Dental and Veterinary Devices
- Sporting Goods and Toys
- Stamping and Machining
- Tools and Hardware
- Defence and Munitions



COMPRESSION SPRINGS: LITE PRESSURE

Guide to using tables

Maximum Rod Diameter

over which the spring will effectively operate, allowing for working conditions and manufacturing tolerances.

Wire Diameter

in ascending order of size, within each group of outside diameters.

Pressure

the maximum pressure occurring at 80% of maximum available deflection.

Load at Solid Height

the load or force required to bring all the coils into contact.

Lee Stock Number

ordering reference.

Outside Diameter

arranged through the pages in ascending order of size.

Minimum Hole Diameter

required for the effective operation of the spring, allowing for manufacturing tolerances and normal working conditions.

COMPRESSION SPRINGS: LITE PRESSURE

● End Coils Closed ● Stainless Steel (Passivated, Ultrasonically Cleaned)

LEE STOCK NUMBER	OUTSIDE DIAMETER		TO WORK IN HOLE DIA.		TO WORK OVER ROD DIA. MAX.		WIRE DIAMETER		PRESSURE @ 80% DEFLECTION		LOAD AT SOLID HEIGHT		FREE LENGTH		SPRING RATE		SOLID HEIGHT		PRICE GROUP
	MM	IN	MM	IN	MM	IN	MM	IN	KPA	PSI	N	LB	MM	IN	N/MM	LB/IN	MM	IN	
LP 008A 01	6.54	0.218	5.54	0.234	3.96	0.156	0.20	0.008	7	1	0.24	0.054	7.95	0.313	0.035	0.20	1.17	0.046	Q
LP 008A 02													12.70	0.500	0.021	0.122	1.52	0.060	Q
LP 008A 03													15.88	0.625	0.017	0.097	2.0	0.079	Q
LP 008A 04													19.05	0.750	0.014	0.080	2.61	0.103	Q
LP 008A 05													25.40	1.000	0.011	0.060	3.43	0.136	Q
LP 008A 06													31.75	1.250	0.008	0.047	4.52	0.177	Q
LP 010A 01					3.96	0.156	0.25	0.010	14	2	0.48	0.108	7.95	0.313	0.075	0.429	1.57	0.062	Q
LP 010A 02													12.70	0.500	0.045	0.258	2.13	0.084	Q
LP 010A 03													15.88	0.625	0.036	0.204	2.49	0.098	Q
LP 010A 04													19.05	0.750	0.033	0.169	2.84	0.112	Q
LP 010A 05													25.40	1.000	0.022	0.125	3.58	0.141	Q
LP 010A 06													31.75	1.250	0.019	0.100	4.82	0.178	Q
LP 011A 01					3.96	0.156	0.28	0.011	21	3	0.72	0.161	7.95	0.313	0.115	0.657	1.73	0.069	Q
LP 011A 02													12.70	0.500	0.069	0.394	2.31	0.091	Q
LP 011A 03													15.88	0.625	0.054	0.311	2.69	0.106	Q
LP 011A 04													19.05	0.750	0.045	0.25	3.07	0.121	Q
LP 011A 05													25.40	1.000	0.033	0.193	3.86	0.152	Q
LP 011A 06													31.75	1.250	0.026	0.151	4.65	0.183	Q
LP 012A 01					3.96	0.156	0.30	0.012	28	4	0.96	0.215	7.95	0.313	0.158	0.905	2.31	0.075	Q
LP 012A 02													12.70	0.500	0.095	0.540	2.9	0.102	Q
LP 012A 03													15.88	0.625	0.074	0.425	3.8	0.120	Q
LP 012A 04													19.05	0.750	0.061	0.351	4.40	0.137	Q
LP 012A 05													25.40	1.000	0.046	0.260	4.39	0.173	Q
LP 012A 06													31.75	1.250	0.036	0.206	5.28	0.208	Q
LP 013A 01					3.96	0.156	0.33	0.013	35	5	1.20	0.269	7.95	0.313	0.172	0.981	2.39	0.094	Q
LP 013A 02													12.70	0.500	0.102	0.583	3.33	0.111	Q
LP 013A 03													15.88	0.625	0.080	0.459	3.95	0.134	Q
LP 013A 04													19.05	0.750	0.065	0.378	4.60	0.161	Q
LP 013A 05													25.40	1.000	0.049	0.280	5.89	0.232	Q
LP 013A 06													31.75	1.250	0.039	0.222	7.16	0.282	Q
LP 010B 01	6.10	0.240	6.35	0.250	4.78	0.188	0.25	0.010	7	1	0.27	0.061	7.95	0.313	0.044	0.263	1.80	0.071	Q
LP 010B 02													12.70	0.500	0.027	0.152	2.46	0.097	Q
LP 010B 03													15.88	0.625	0.021	0.120	2.92	0.115	Q
LP 010B 04													19.05	0.750	0.017	0.099	3.38	0.133	Q
LP 010B 05													25.40	1.000	0.013	0.074	4.29	0.169	R
LP 010B 06													31.75	1.250	0.010	0.059	5.21	0.205	R
LP 011B 01					4.78	0.188	0.28	0.011	14	2	0.55	0.123	7.95	0.313	0.087	0.498	1.70	0.067	Q
LP 011B 02													12.70	0.500	0.052	0.299	2.26	0.089	Q
LP 011B 03													15.88	0.625	0.041	0.236	2.64	0.104	Q
LP 011B 04													19.05	0.750	0.034	0.195	3.02	0.119	Q
LP 011B 05													25.40	1.000	0.025	0.144	3.78	0.149	R
LP 011B 06													31.75	1.250	0.020	0.115	4.55	0.179	R
LP 012B 01					4.78	0.188	0.30	0.012	21	3	0.82	0.184	7.95	0.313	0.133	0.759	1.80	0.071	Q
LP 012B 02													12.70	0.500	0.079	0.453	2.39	0.094	Q
LP 012B 03													15.88	0.625	0.063	0.357	2.77	0.109	Q
LP 012B 04													19.05	0.750	0.052	0.295	3.18	0.125	Q
LP 012B 05													25.40	1.000	0.038	0.218	3.96	0.156	R
LP 012B 06													31.75	1.250	0.030	0.173	4.75	0.187	R
LP 013B 01					4.78	0.188	0.33	0.013	28	4	1.09	0.245	7.95	0.313	0.182	1.041	1.96	0.077	Q
LP 013B 02													12.70	0.500	0.108	0.618	2.62	0.103	Q
LP 013B 03													15.88	0.625	0.085	0.487	3.07	0.121	Q
LP 013B 04													19.05	0.750	0.070	0.401	3.51	0.138	Q
LP 013B 05													25.40	1.000	0.052	0.297	4.39	0.173	R
LP 013B 06													31.75	1.250	0.041	0.235	5.28	0.208	R
LP 014B 01					4.78	0.188	0.36	0.014	35	5	1.37	0.307	7.95	0.313	0.196	1.121	2.39	0.094	Q
LP 014B 02													12.70	0.500	0.116	0.663	3.30	0.130	Q
LP 014B 03													15.88	0.625	0.091	0.521	3.91	0.154	Q
LP 014B 04													19.05	0.750	0.075	0.429	4.52	0.178	Q
LP 014B 05													25.40	1.000	0.056	0.317	5.74	0.226	R
LP 014B 06													31.75	1.250	0.044	0.251	6.95	0.274	R

— 20 © Lee Spring leespring.fr • leespring.es • leespring.de • Call 0049 2351 985949-0

ADDITIONAL INFORMATION

- Load at Solid Height, Solid Height and Number of Coils are all given as approximate figures because during the manufacturing process all material and engineering tolerances may result in the number of coils being adjusted, to maintain the correct spring rate.
- To find the load at any working length, when free length and spring rate are given, use the formula $F = S \times \Delta L$ (where F is the load; S is the spring rate; ΔL is the deflection from free length).
The surface area over the nominal hole diameter would be π times the diameter squared divided by 4.
The resultant pressure would then be determined by dividing the calculated load by the surface area.
- It is general practice to avoid compressing springs to their solid height in order to achieve longer life.
Therefore we recommend that compression springs should not be compressed greater than 80% of their deflective capability - except on an occasional basis.
- Material specifications, finishes and tolerances are detailed on page 251.



COMPRESSION SPRINGS: LITE PRESSURE

● End Coils Closed

● Stainless Steel (Passivated. Ultrasonically Cleaned)

LEE STOCK NUMBER	OUTSIDE DIAMETER		TO WORK IN HOLE DIA. MIN		TO WORK OVER ROD DIA. MAX.		WIRE DIAMETER		PRESSURE @ 80% DEFLECTION		LOAD AT SOLID HEIGHT		FREE LENGTH		SPRING RATE		SOLID HEIGHT		PRICE GROUP
	MM	IN	MM	IN	MM	IN	MM	IN	KPA	PSI	N	LB	MM	IN	N/MM	LB/IN	MM	IN	S316 Stainless
LP 008A 01	5.54	0.218	5.94	0.234	3.96	0.156	0.20	0.008	7	1	0.24	0.054	7.95	0.313	0.035	0.201	1.17	0.046	Q
LP 008A 02													12.70	0.500	0.021	0.122	1.52	0.060	Q
LP 008A 03													15.88	0.625	0.017	0.097	1.78	0.070	Q
LP 008A 04													19.05	0.750	0.014	0.080	2.01	0.079	Q
LP 008A 05													25.40	1.000	0.011	0.060	2.49	0.098	Q
LP 008A 06													31.75	1.250	0.008	0.047	2.97	0.117	Q
LP 010A 01	5.54	0.218	5.94	0.234	3.96	0.156	0.25	0.010	14	2	0.48	0.108	7.95	0.313	0.075	0.429	1.57	0.062	Q
LP 010A 02													12.70	0.500	0.045	0.258	2.13	0.084	Q
LP 010A 03													15.88	0.625	0.036	0.204	2.49	0.098	Q
LP 010A 04													19.05	0.750	0.030	0.169	2.84	0.112	Q
LP 010A 05													25.40	1.000	0.022	0.125	3.58	0.141	Q
LP 010A 06													31.75	1.250	0.018	0.100	4.32	0.170	Q
LP 011A 01	5.54	0.218	5.94	0.234	3.96	0.156	0.28	0.011	21	3	0.72	0.161	7.95	0.313	0.115	0.657	1.73	0.068	Q
LP 011A 02													12.70	0.500	0.069	0.394	2.31	0.091	Q
LP 011A 03													15.88	0.625	0.054	0.311	2.69	0.106	Q
LP 011A 04													19.05	0.750	0.045	0.257	3.07	0.121	Q
LP 011A 05													25.40	1.000	0.033	0.190	3.86	0.152	Q
LP 011A 06													31.75	1.250	0.026	0.151	4.65	0.183	Q
LP 012A 01	5.54	0.218	5.94	0.234	3.96	0.156	0.30	0.012	28	4	0.96	0.215	7.95	0.313	0.158	0.905	1.91	0.075	Q
LP 012A 02													12.70	0.500	0.095	0.540	2.59	0.102	Q
LP 012A 03													15.88	0.625	0.074	0.425	3.05	0.120	Q
LP 012A 04													19.05	0.750	0.061	0.351	3.48	0.137	Q
LP 012A 05													25.40	1.000	0.046	0.260	4.39	0.173	Q
LP 012A 06													31.75	1.250	0.036	0.206	5.28	0.208	Q
LP 013A 01	5.54	0.218	5.94	0.234	3.96	0.156	0.33	0.013	35	5	1.20	0.269	7.95	0.313	0.172	0.981	2.39	0.094	Q
LP 013A 02													12.70	0.500	0.102	0.583	3.33	0.131	Q
LP 013A 03													15.88	0.625	0.080	0.459	3.96	0.156	Q
LP 013A 04													19.05	0.750	0.066	0.378	4.60	0.181	Q
LP 013A 05													25.40	1.000	0.049	0.280	5.89	0.232	Q
LP 013A 06													31.75	1.250	0.039	0.222	7.16	0.282	Q
LP 010B 01	6.10	0.240	6.35	0.250	4.78	0.188	0.25	0.010	7	1	0.27	0.061	7.95	0.313	0.044	0.253	1.80	0.071	Q
LP 010B 02													12.70	0.500	0.027	0.152	2.46	0.097	Q
LP 010B 03													15.88	0.625	0.021	0.120	2.92	0.115	Q
LP 010B 04													19.05	0.750	0.017	0.099	3.38	0.133	Q
LP 010B 05													25.40	1.000	0.013	0.074	4.29	0.169	R
LP 010B 06													31.75	1.250	0.010	0.059	5.21	0.205	R
LP 011B 01	6.10	0.240	6.35	0.250	4.78	0.188	0.28	0.011	14	2	0.55	0.123	7.95	0.313	0.087	0.498	1.70	0.067	Q
LP 011B 02													12.70	0.500	0.052	0.299	2.26	0.089	Q
LP 011B 03													15.88	0.625	0.041	0.236	2.64	0.104	Q
LP 011B 04													19.05	0.750	0.034	0.195	3.02	0.119	Q
LP 011B 05													25.40	1.000	0.025	0.144	3.78	0.149	R
LP 011B 06													31.75	1.250	0.020	0.115	4.55	0.179	R
LP 012B 01	6.10	0.240	6.35	0.250	4.78	0.188	0.30	0.012	21	3	0.82	0.184	7.95	0.313	0.133	0.759	1.80	0.071	Q
LP 012B 02													12.70	0.500	0.079	0.453	2.39	0.094	Q
LP 012B 03													15.88	0.625	0.063	0.357	2.77	0.109	Q
LP 012B 04													19.05	0.750	0.052	0.295	3.18	0.125	Q
LP 012B 05													25.40	1.000	0.038	0.218	3.96	0.156	R
LP 012B 06													31.75	1.250	0.030	0.173	4.75	0.187	R
LP 013B 01	6.10	0.240	6.35	0.250	4.78	0.188	0.33	0.013	28	4	1.09	0.245	7.95	0.313	0.182	1.041	1.96	0.077	Q
LP 013B 02													12.70	0.500	0.108	0.618	2.62	0.103	Q
LP 013B 03													15.88	0.625	0.085	0.487	3.07	0.121	Q
LP 013B 04													19.05	0.750	0.070	0.401	3.51	0.138	Q
LP 013B 05													25.40	1.000	0.052	0.297	4.39	0.173	R
LP 013B 06													31.75	1.250	0.041	0.235	5.28	0.208	R
LP 014B 01	6.10	0.240	6.35	0.250	4.78	0.188	0.36	0.014	35	5	1.37	0.307	7.95	0.313	0.196	1.121	2.39	0.094	Q
LP 014B 02													12.70	0.500	0.116	0.663	3.30	0.130	Q
LP 014B 03													15.88	0.625	0.091	0.521	3.91	0.154	Q
LP 014B 04													19.05	0.750	0.075	0.429	4.52	0.178	Q
LP 014B 05													25.40	1.000	0.056	0.317	5.74	0.226	R
LP 014B 06													31.75	1.250	0.044	0.251	6.96	0.274	R

COMPRESSION SPRINGS: LITE PRESSURE



● End Coils Closed

● Stainless Steel (Passivated. Ultrasonically Cleaned)

LEE STOCK NUMBER	OUTSIDE DIAMETER		TO WORK IN HOLE DIA. MIN		TO WORK OVER ROD DIA. MAX.		WIRE DIAMETER		PRESSURE @ 80% DEFLECTION		LOAD AT SOLID HEIGHT		FREE LENGTH		SPRING RATE		SOLID HEIGHT		PRICE GROUP
	MM	IN	MM	IN	MM	IN	MM	IN	KPA	PSI	N	LB	MM	IN	N/MM	LB/IN	MM	IN	S316 Stainless
LP 010BC 01	6.73	0.265	7.14	0.281	5.56	0.219	0.25	0.010	10	1.5	0.46	0.103	7.95	0.313	0.069	0.392	1.24	0.049	Q
LP 010BC 02													12.70	0.500	0.041	0.236	1.57	0.062	Q
LP 010BC 03													15.88	0.625	0.033	0.186	1.78	0.070	Q
LP 010BC 04													19.05	0.750	0.027	0.154	2.01	0.079	Q
LP 010BC 05													25.40	1.000	0.020	0.114	2.44	0.096	R
LP 010BC 06													31.75	1.250	0.016	0.091	2.87	0.113	R
LP 012BC 01	6.73	0.265	7.14	0.281	5.56	0.219	0.30	0.012	17	2.5	0.77	0.172	7.95	0.313	0.121	0.692	1.63	0.064	Q
LP 012BC 02													12.70	0.500	0.072	0.413	2.11	0.083	Q
LP 012BC 03													15.88	0.625	0.057	0.325	2.41	0.095	Q
LP 012BC 04													19.05	0.750	0.047	0.268	2.74	0.108	Q
LP 012BC 05													25.40	1.000	0.035	0.199	3.38	0.133	R
LP 012BC 06													31.75	1.250	0.028	0.158	4.01	0.158	R
LP 013BC 01	6.73	0.265	7.14	0.281	5.56	0.219	0.33	0.013	24	3.5	1.08	0.242	7.95	0.313	0.173	0.987	1.73	0.068	Q
LP 013BC 02													12.70	0.500	0.103	0.586	2.24	0.088	Q
LP 013BC 03													15.88	0.625	0.081	0.461	2.59	0.102	Q
LP 013BC 04													19.05	0.750	0.067	0.380	2.92	0.115	Q
LP 013BC 05													25.40	1.000	0.049	0.281	3.61	0.142	R
LP 013BC 06													31.75	1.250	0.039	0.223	4.29	0.169	R
LP 014BC 01	6.73	0.265	7.14	0.281	5.56	0.219	0.36	0.014	31	4.5	1.38	0.310	7.95	0.313	0.228	1.302	1.91	0.075	Q
LP 014BC 02													12.70	0.500	0.135	0.770	2.46	0.097	Q
LP 014BC 03													15.88	0.625	0.106	0.605	2.84	0.112	Q
LP 014BC 04													19.05	0.750	0.087	0.498	3.23	0.127	Q
LP 014BC 05													25.40	1.000	0.064	0.368	3.99	0.157	R
LP 014BC 06													31.75	1.250	0.051	0.292	4.78	0.188	R
LP 016BC 01	6.73	0.265	7.14	0.281	4.78	0.188	0.41	0.016	38	5.5	1.69	0.380	7.95	0.313	0.307	1.751	2.44	0.096	Q
LP 016BC 02													12.70	0.500	0.180	1.027	3.33	0.131	Q
LP 016BC 03													15.88	0.625	0.141	0.804	3.91	0.154	Q
LP 016BC 04													19.05	0.750	0.116	0.661	4.47	0.176	Q
LP 016BC 05													25.40	1.000	0.085	0.487	5.64	0.222	R
LP 016BC 06													31.75	1.250	0.068	0.386	6.81	0.268	R
LP 011C 01	7.62	0.300	7.95	0.313	6.35	0.250	0.28	0.011	7	1	0.43	0.096	7.95	0.313	0.065	0.373	1.40	0.055	Q
LP 011C 02													12.70	0.500	0.039	0.224	1.78	0.070	Q
LP 011C 03													15.88	0.625	0.031	0.177	2.03	0.080	Q
LP 011C 04													19.05	0.750	0.026	0.146	2.29	0.090	Q
LP 011C 05													25.40	1.000	0.019	0.108	2.79	0.110	R
LP 011C 06													31.75	1.250	0.015	0.086	3.30	0.130	R
LP 012C 01	7.62	0.300	7.95	0.313	6.35	0.250	0.30	0.012	14	2	0.85	0.192	7.95	0.313	0.130	0.741	1.37	0.054	Q
LP 012C 02													12.70	0.500	0.078	0.443	1.65	0.065	Q
LP 012C 03													15.88	0.625	0.061	0.349	1.85	0.073	Q
LP 012C 04													19.05	0.750	0.050	0.288	2.06	0.081	Q
LP 012C 05													25.40	1.000	0.037	0.213	2.46	0.097	R
LP 012C 06													31.75	1.250	0.030	0.169	2.87	0.113	R
LP 013C 01	7.62	0.300	7.95	0.313	6.35	0.250	0.33	0.013	21	3	1.29	0.289	7.95	0.313	0.197	1.125	1.42	0.056	Q
LP 013C 02													12.70	0.500	0.117	0.668	1.73	0.068	Q
LP 013C 03													15.88	0.625	0.092	0.526	1.93	0.076	Q
LP 013C 04													19.05	0.750	0.076	0.433	2.13	0.084	Q
LP 013C 05													25.40	1.000	0.056	0.321	2.54	0.100	R
LP 013C 06													31.75	1.250	0.044	0.254	2.95	0.116	R
LP 014C 01	7.62	0.300	7.95	0.313	6.35	0.250	0.36	0.014	28	4	1.71	0.385	7.95	0.313	0.267	1.526	1.55	0.061	Q
LP 014C 02													12.70	0.500	0.158	0.903	1.88	0.074	Q
LP 014C 03													15.88	0.625	0.124	0.709	2.11	0.083	Q
LP 014C 04													19.05	0.750	0.102	0.584	2.31	0.091	Q
LP 014C 05													25.40	1.000	0.076	0.432	2.77	0.109	R
LP 014C 06													31.75	1.250	0.060	0.342	3.20	0.126	R
LP 016C 01	7.62	0.300	7.95	0.313	6.35	0.250	0.41	0.016	35	5	2.14	0.481	7.95	0.313	0.292	1.668	2.08	0.082	Q
LP 016C 02													12.70	0.500	0.171	0.978	2.72	0.107	Q
LP 016C 03													15.88	0.625	0.134	0.766	3.12	0.123	Q
LP 016C 04													19.05	0.750	0.110	0.630	3.53	0.139	Q
LP 016C 05													25.40	1.000	0.081	0.464	4.34	0.171	R
LP 016C 06													31.75	1.250	0.064	0.368	5.18	0.204	R



COMPRESSION SPRINGS: LITE PRESSURE

● End Coils Closed

● Stainless Steel (Passivated. Ultrasonically Cleaned)

LEE STOCK NUMBER	OUTSIDE DIAMETER		TO WORK IN HOLE DIA. MIN		TO WORK OVER ROD DIA. MAX.		WIRE DIAMETER		PRESSURE @ 80% DEFLECTION		LOAD AT SOLID HEIGHT		FREE LENGTH		SPRING RATE		SOLID HEIGHT		PRICE GROUP
	MM	IN	MM	IN	MM	IN	MM	IN	KPA	PSI	N	LB	MM	IN	N/MM	LB/IN	MM	IN	S316 Stainless
LP 013D 01	7.92	0.312	8.33	0.328	6.35	0.250	0.33	0.013	7	1	0.47	0.106	7.95	0.313	0.079	0.449	1.98	0.078	Q
LP 013D 02													12.70	0.500	0.047	0.267	2.64	0.104	Q
LP 013D 03													15.88	0.625	0.037	0.210	3.10	0.122	Q
LP 013D 04													19.05	0.750	0.030	0.173	3.53	0.139	Q
LP 013D 05													25.40	1.000	0.022	0.128	4.45	0.175	R
LP 013D 06													31.75	1.250	0.018	0.102	5.33	0.210	R
LP 014D 01	7.92	0.312	8.33	0.328	6.35	0.250	0.36	0.014	14	2	0.94	0.211	7.95	0.313	0.153	0.873	1.80	0.071	R
LP 014D 02													12.70	0.500	0.091	0.517	2.31	0.091	R
LP 014D 03													15.88	0.625	0.071	0.406	2.67	0.105	R
LP 014D 04													19.05	0.750	0.058	0.334	3.00	0.118	R
LP 014D 05													25.40	1.000	0.043	0.247	3.68	0.145	S
LP 014D 06													31.75	1.250	0.034	0.196	4.37	0.172	S
LP 016D 01	7.92	0.312	8.33	0.328	6.35	0.250	0.41	0.016	21	3	1.41	0.317	7.95	0.313	0.243	1.386	2.13	0.084	R
LP 016D 02													12.70	0.500	0.142	0.813	2.79	0.110	R
LP 016D 03													15.88	0.625	0.112	0.637	3.23	0.127	R
LP 016D 04													19.05	0.750	0.092	0.523	3.68	0.145	R
LP 016D 05													25.40	1.000	0.068	0.386	4.55	0.179	S
LP 016D 06													31.75	1.250	0.054	0.306	5.41	0.213	S
LP 018D 01	7.92	0.312	8.33	0.328	6.35	0.250	0.46	0.018	28	4	1.88	0.422	7.95	0.313	0.349	1.990	2.57	0.101	R
LP 018D 02													12.70	0.500	0.202	1.156	3.40	0.134	R
LP 018D 03													15.88	0.625	0.158	0.903	3.99	0.157	R
LP 018D 04													19.05	0.750	0.130	0.741	4.57	0.180	R
LP 018D 05													25.40	1.000	0.095	0.545	5.72	0.225	S
LP 018D 06													31.75	1.250	0.075	0.431	6.86	0.270	S
LP 020D 01	7.92	0.312	8.33	0.328	6.35	0.250	0.51	0.020	35	5	2.35	0.528	7.95	0.313	0.477	2.722	3.02	0.119	R
LP 020D 02													12.70	0.500	0.274	1.565	4.14	0.163	R
LP 020D 03													15.88	0.625	0.213	1.219	4.88	0.192	R
LP 020D 04													19.05	0.750	0.175	0.998	5.61	0.221	R
LP 020D 05													25.40	1.000	0.128	0.733	7.09	0.279	S
LP 020D 06													31.75	1.250	0.101	0.579	8.59	0.338	S
LP 013DE 01	8.38	0.330	8.74	0.344	7.14	0.281	0.33	0.013	10	1.5	0.71	0.160	12.70	0.500	0.066	0.379	1.96	0.077	Q
LP 013DE 02													15.88	0.625	0.052	0.299	2.24	0.088	Q
LP 013DE 03													19.05	0.750	0.043	0.246	2.49	0.098	Q
LP 013DE 04													22.23	0.875	0.037	0.209	2.77	0.109	Q
LP 013DE 05													25.40	1.000	0.032	0.182	3.02	0.119	R
LP 013DE 06													31.75	1.250	0.025	0.144	3.56	0.140	R
LP 014DE 01	8.38	0.330	8.74	0.344	7.14	0.281	0.36	0.014	17	2.5	1.19	0.267	12.70	0.500	0.110	0.630	1.93	0.076	Q
LP 014DE 02													15.88	0.625	0.087	0.495	2.16	0.085	Q
LP 014DE 03													19.05	0.750	0.071	0.408	2.39	0.094	Q
LP 014DE 04													22.23	0.875	0.061	0.346	2.62	0.103	Q
LP 014DE 05													25.40	1.000	0.053	0.301	2.87	0.113	R
LP 014DE 06													31.75	1.250	0.042	0.239	3.33	0.131	R
LP 016DE 01	8.38	0.330	8.74	0.344	7.14	0.281	0.41	0.016	24	3.5	1.66	0.374	12.70	0.500	0.161	0.922	2.39	0.094	Q
LP 016DE 02													15.88	0.625	0.126	0.722	2.72	0.107	Q
LP 016DE 03													19.05	0.750	0.104	0.593	3.02	0.119	Q
LP 016DE 04													22.23	0.875	0.088	0.504	3.35	0.132	Q
LP 016DE 05													25.40	1.000	0.077	0.438	3.68	0.145	R
LP 016DE 06													31.75	1.250	0.061	0.347	4.32	0.170	R
LP 018DE 01	8.38	0.330	8.74	0.344	6.35	0.250	0.46	0.018	31	4.5	2.14	0.481	12.70	0.500	0.219	1.253	2.95	0.116	Q
LP 018DE 02													15.88	0.625	0.171	0.979	3.38	0.133	Q
LP 018DE 03													19.05	0.750	0.141	0.803	3.84	0.151	Q
LP 018DE 04													22.23	0.875	0.119	0.681	4.27	0.168	Q
LP 018DE 05													25.40	1.000	0.104	0.591	4.72	0.186	R
LP 018DE 06													31.75	1.250	0.082	0.467	5.59	0.220	R
LP 020DE 01	8.38	0.330	8.74	0.344	6.35	0.250	0.51	0.020	38	5.5	2.62	0.588	12.70	0.500	0.288	1.642	3.61	0.142	R
LP 020DE 02													15.88	0.625	0.224	1.278	4.19	0.165	R
LP 020DE 03													19.05	0.750	0.183	1.047	4.78	0.188	R
LP 020DE 04													22.23	0.875	0.155	0.886	5.38	0.212	S
LP 020DE 05													25.40	1.000	0.135	0.768	5.97	0.235	S
LP 020DE 06													31.75	1.250	0.106	0.607	7.14	0.281	S

COMPRESSION SPRINGS: LITE PRESSURE



● End Coils Closed

● Stainless Steel (Passivated. Ultrasonically Cleaned)

LEE STOCK NUMBER	OUTSIDE DIAMETER		TO WORK IN HOLE DIA. MIN		TO WORK OVER ROD DIA. MAX.		WIRE DIAMETER		PRESSURE @ 80% DEFLECTION		LOAD AT SOLID HEIGHT		FREE LENGTH		SPRING RATE		SOLID HEIGHT		PRICE GROUP				
	MM	IN	MM	IN	MM	IN	MM	IN	KPA	PSI	N	LB	MM	IN	N/MM	LB/IN	MM	IN	S316 Stainless				
																				S316			
LP 014E 01	9.14	0.360	9.53	0.375	7.95	0.313	0.36	0.014	7	1	0.61	0.138	12.70	0.500	0.059	0.337	2.29	0.090	Q				
LP 014E 02													15.88	0.625	0.046	0.265	2.62	0.103	Q				
LP 014E 03													19.05	0.750	0.038	0.218	2.95	0.116	Q				
LP 014E 04													22.23	0.875	0.032	0.185	3.30	0.130	Q				
LP 014E 05													25.40	1.000	0.028	0.161	3.63	0.143	R				
LP 014E 06													31.75	1.250	0.022	0.128	4.29	0.169	R				
LP 016E 01					7.95	0.313	0.41	0.016	14	2	1.23	0.276	14	2	1.23	0.276	12.70	0.500	0.119	0.682	2.41	0.095	Q
LP 016E 02																	15.88	0.625	0.094	0.534	2.74	0.108	Q
LP 016E 03																	19.05	0.750	0.077	0.439	3.07	0.121	Q
LP 016E 04																	22.23	0.875	0.065	0.373	3.40	0.134	Q
LP 016E 05																	25.40	1.000	0.057	0.324	3.73	0.147	R
LP 016E 06																	31.75	1.250	0.045	0.257	4.42	0.174	R
LP 018E 01					7.14	0.281	0.46	0.018	21	3	1.84	0.414	21	3	1.84	0.414	12.70	0.500	0.186	1.061	2.79	0.110	Q
LP 018E 02																	15.88	0.625	0.145	0.829	3.18	0.125	Q
LP 018E 03																	19.05	0.750	0.119	0.680	3.58	0.141	Q
LP 018E 04																	22.23	0.875	0.101	0.576	3.96	0.156	Q
LP 018E 05																	25.40	1.000	0.088	0.500	4.37	0.172	R
LP 018E 06																	31.75	1.250	0.069	0.396	5.16	0.203	R
LP 020E 01					7.14	0.281	0.51	0.020	28	4	2.46	0.552	28	4	2.46	0.552	12.70	0.500	0.260	1.486	3.25	0.128	Q
LP 020E 02																	15.88	0.625	0.203	1.158	3.76	0.148	Q
LP 020E 03																	19.05	0.750	0.166	0.948	4.24	0.167	Q
LP 020E 04																	22.23	0.875	0.140	0.802	4.75	0.187	Q
LP 020E 05																	25.40	1.000	0.122	0.696	5.23	0.206	R
LP 020E 06																	31.75	1.250	0.096	0.550	6.22	0.245	R
LP 022E 01	7.14	0.281	0.56	0.022	35	5	3.07	0.690	35	5	3.07	0.690	12.70	0.500	0.346	1.975	3.81	0.150	Q				
LP 022E 02													15.88	0.625	0.268	1.533	4.45	0.175	Q				
LP 022E 03													19.05	0.750	0.219	1.253	5.05	0.199	Q				
LP 022E 04													22.23	0.875	0.185	1.059	5.66	0.223	Q				
LP 022E 05													25.40	1.000	0.161	0.918	6.30	0.248	R				
LP 022E 06													31.75	1.250	0.127	0.724	7.52	0.296	R				
LP 016F 01	9.53	0.375	9.93	0.391	7.95	0.313	0.41	0.016	7	1	0.67	0.150	12.70	0.500	0.069	0.395	3.05	0.120	Q				
LP 016F 02													15.88	0.625	0.054	0.309	3.56	0.140	Q				
LP 016F 03													19.05	0.750	0.044	0.254	4.04	0.159	Q				
LP 016F 04													22.23	0.875	0.038	0.216	4.55	0.179	Q				
LP 016F 05													25.40	1.000	0.033	0.187	5.05	0.199	R				
LP 016F 06													31.75	1.250	0.026	0.148	6.07	0.239	R				
LP 018F 01					7.95	0.313	0.46	0.018	14	2	1.33	0.300	14	2	1.33	0.300	12.70	0.500	0.138	0.789	3.05	0.120	Q
LP 018F 02																	15.88	0.625	0.108	0.617	3.51	0.138	Q
LP 018F 03																	19.05	0.750	0.089	0.506	3.99	0.157	Q
LP 018F 04																	22.23	0.875	0.075	0.429	4.45	0.175	Q
LP 018F 05																	25.40	1.000	0.065	0.372	4.90	0.193	R
LP 018F 06																	31.75	1.250	0.051	0.294	5.84	0.230	R
LP 020F 01					7.95	0.313	0.51	0.020	21	3	2.00	0.450	21	3	2.00	0.450	12.70	0.500	0.215	1.227	3.38	0.133	Q
LP 020F 02																	15.88	0.625	0.167	0.955	3.91	0.154	Q
LP 020F 03																	19.05	0.750	0.137	0.782	4.42	0.174	Q
LP 020F 04																	22.23	0.875	0.116	0.662	4.95	0.195	Q
LP 020F 05																	25.40	1.000	0.101	0.574	5.49	0.216	R
LP 020F 06																	31.75	1.250	0.080	0.454	6.53	0.257	R
LP 022F 01					7.95	0.313	0.56	0.022	28	4	2.67	0.600	28	4	2.67	0.600	12.70	0.500	0.301	1.721	3.84	0.151	Q
LP 022F 02																	15.88	0.625	0.234	1.336	4.47	0.176	Q
LP 022F 03																	19.05	0.750	0.191	1.092	5.08	0.200	Q
LP 022F 04																	22.23	0.875	0.162	0.923	5.72	0.225	Q
LP 022F 05																	25.40	1.000	0.140	0.800	6.32	0.249	R
LP 022F 06																	31.75	1.250	0.111	0.631	7.57	0.298	R
LP 024F 01	7.14	0.281	0.61	0.024	35	5	3.34	0.750	35	5	3.34	0.750	12.70	0.500	0.401	2.291	4.37	0.172	Q				
LP 024F 02													15.88	0.625	0.311	1.773	5.13	0.202	Q				
LP 024F 03													19.05	0.750	0.253	1.446	5.87	0.231	Q				
LP 024F 04													22.23	0.875	0.214	1.221	6.60	0.260	Q				
LP 024F 05													25.40	1.000	0.185	1.057	7.37	0.290	R				
LP 024F 06													31.75	1.250	0.146	0.832	8.84	0.348	R				



COMPRESSION SPRINGS: LITE PRESSURE

● End Coils Closed

● Stainless Steel (Passivated. Ultrasonically Cleaned)

LEE STOCK NUMBER	OUTSIDE DIAMETER		TO WORK IN HOLE DIA. MIN		TO WORK OVER ROD DIA. MAX.		WIRE DIAMETER		PRESSURE @ 80% DEFLECTION		LOAD AT SOLID HEIGHT		FREE LENGTH		SPRING RATE		SOLID HEIGHT		PRICE GROUP				
	MM	IN	MM	IN	MM	IN	MM	IN	KPA	PSI	N	LB	MM	IN	N/MM	LB/IN	MM	IN	S316 Stainless				
																				S316			
LP 016FG 01	9.91	0.390	10.31	0.406	7.95	0.313	0.41	0.016	10	1.5	1.00	0.224	12.70	0.500	0.096	0.551	2.36	0.093	Q				
LP 016FG 02													15.88	0.625	0.076	0.432	2.69	0.106	Q				
LP 016FG 03													19.05	0.750	0.062	0.355	3.02	0.119	Q				
LP 016FG 04													22.23	0.875	0.053	0.301	3.33	0.131	Q				
LP 016FG 05													25.40	1.000	0.046	0.262	3.66	0.144	R				
LP 016FG 06													31.75	1.250	0.036	0.207	4.29	0.169	R				
LP 018FG 01					7.95	0.313	0.46	0.018	17	2.5	1.66	0.373	12.70	0.500	0.165	0.940	2.62	0.103	Q				
LP 018FG 02																	15.88	0.625	0.129	0.734	2.95	0.116	Q
LP 018FG 03																	19.05	0.750	0.105	0.602	3.30	0.130	Q
LP 018FG 04																	22.23	0.875	0.089	0.511	3.66	0.144	Q
LP 018FG 05																	25.40	1.000	0.078	0.443	4.01	0.158	R
LP 018FG 06																	31.75	1.250	0.061	0.350	4.70	0.185	R
LP 020FG 01					7.95	0.313	0.51	0.020	24	3.5	2.32	0.522	12.70	0.500	0.239	1.367	3.00	0.118	Q				
LP 020FG 02																	15.88	0.625	0.187	1.065	3.40	0.134	Q
LP 020FG 03																	19.05	0.750	0.153	0.872	3.84	0.151	Q
LP 020FG 04																	22.23	0.875	0.129	0.738	4.24	0.167	Q
LP 020FG 05																	25.40	1.000	0.112	0.640	4.65	0.183	R
LP 020FG 06																	31.75	1.250	0.089	0.506	5.49	0.216	R
LP 022FG 01					7.95	0.313	0.56	0.022	31	4.5	2.99	0.672	12.70	0.500	0.323	1.846	3.45	0.136	Q				
LP 022FG 02																	15.88	0.625	0.251	1.433	3.96	0.156	Q
LP 022FG 03																	19.05	0.750	0.205	1.171	4.47	0.176	Q
LP 022FG 04																	22.23	0.875	0.173	0.990	5.00	0.197	Q
LP 022FG 05																	25.40	1.000	0.150	0.858	5.51	0.217	R
LP 022FG 06																	31.75	1.250	0.119	0.677	6.53	0.257	R
LP 024FG 01	7.95	0.313	0.61	0.024	38	5.5	3.65	0.821	12.70	0.500	0.419	2.393	3.99	0.157	Q								
LP 024FG 02													15.88	0.625	0.324	1.852	4.62	0.182	Q				
LP 024FG 03													19.05	0.750	0.265	1.511	5.23	0.206	Q				
LP 024FG 04													22.23	0.875	0.223	1.276	5.87	0.231	Q				
LP 024FG 05													25.40	1.000	0.193	1.104	6.50	0.256	R				
LP 024FG 06													31.75	1.250	0.152	0.870	7.75	0.305	R				
LP 018G 01	10.67	0.420	11.13	0.438	8.74	0.344	0.46	0.018	7	1	0.84	0.188	12.70	0.500	0.088	0.504	3.20	0.126	Q				
LP 018G 02													15.88	0.625	0.069	0.394	3.71	0.146	Q				
LP 018G 03													19.05	0.750	0.057	0.323	4.24	0.167	Q				
LP 018G 04													22.23	0.875	0.048	0.274	4.75	0.187	Q				
LP 018G 05													25.40	1.000	0.042	0.238	5.26	0.207	R				
LP 018G 06													31.75	1.250	0.033	0.188	6.30	0.248	R				
LP 020G 01					8.74	0.344	0.51	0.020	14	2	1.68	0.377	12.70	0.500	0.175	0.998	3.12	0.123	Q				
LP 020G 02																	15.88	0.625	0.136	0.777	3.56	0.140	Q
LP 020G 03																	19.05	0.750	0.111	0.636	4.01	0.158	Q
LP 020G 04																	22.23	0.875	0.094	0.539	4.47	0.176	Q
LP 020G 05																	25.40	1.000	0.082	0.467	4.93	0.194	R
LP 020G 06																	31.75	1.250	0.065	0.369	5.82	0.229	R
LP 022G 01					8.74	0.344	0.56	0.022	21	3	2.51	0.565	12.70	0.500	0.269	1.537	3.35	0.132	Q				
LP 022G 02																	15.88	0.625	0.209	1.194	3.86	0.152	Q
LP 022G 03																	19.05	0.750	0.171	0.975	4.34	0.171	Q
LP 022G 04																	22.23	0.875	0.144	0.825	4.83	0.190	Q
LP 022G 05																	25.40	1.000	0.125	0.714	5.31	0.209	R
LP 022G 06																	31.75	1.250	0.099	0.564	6.27	0.247	R
LP 024G 01					8.74	0.344	0.61	0.024	28	4	3.35	0.753	12.70	0.500	0.374	2.135	3.73	0.147	Q				
LP 024G 02																	15.88	0.625	0.289	1.652	4.29	0.169	Q
LP 024G 03																	19.05	0.750	0.236	1.348	4.85	0.191	Q
LP 024G 04																	22.23	0.875	0.199	1.138	5.41	0.213	Q
LP 024G 05																	25.40	1.000	0.173	0.985	5.97	0.235	R
LP 024G 06																	31.75	1.250	0.136	0.776	7.09	0.279	R
LP 026G 01	8.74	0.344	0.66	0.026	35	5	4.19	0.942	12.70	0.500	0.492	2.807	4.19	0.165	Q								
LP 026G 02													15.88	0.625	0.379	2.166	4.83	0.190	Q				
LP 026G 03													19.05	0.750	0.309	1.763	5.49	0.216	Q				
LP 026G 04													22.23	0.875	0.260	1.486	6.12	0.241	Q				
LP 026G 05													25.40	1.000	0.225	1.285	6.78	0.267	R				
LP 026G 06													31.75	1.250	0.177	1.011	8.08	0.318	R				

COMPRESSION SPRINGS: LITE PRESSURE



● End Coils Closed

● Stainless Steel (Passivated. Ultrasonically Cleaned)

LEE STOCK NUMBER	OUTSIDE DIAMETER		TO WORK IN HOLE DIA. MIN		TO WORK OVER ROD DIA. MAX.		WIRE DIAMETER		PRESSURE @ 80% DEFLECTION		LOAD AT SOLID HEIGHT		FREE LENGTH		SPRING RATE		SOLID HEIGHT		PRICE GROUP
	MM	IN	MM	IN	MM	IN	MM	IN	KPA	PSI	N	LB	MM	IN	N/MM	LB/IN	MM	IN	S316 Stainless
LP 018GH 01	11.13	0.438	11.51	0.453	9.53	0.375	0.46	0.018	10	1.5	1.25	0.282	19.05	0.750	0.079	0.452	3.18	0.125	R
LP 018GH 02													25.40	1.000	0.058	0.332	3.81	0.150	R
LP 018GH 03													31.75	1.250	0.046	0.263	4.45	0.175	R
LP 018GH 04													38.10	1.500	0.038	0.217	5.11	0.201	S
LP 018GH 05													44.45	1.750	0.032	0.185	5.74	0.226	S
LP 018GH 06													50.80	2.000	0.028	0.162	6.38	0.251	S
LP 020GH 01	11.13	0.438	11.51	0.453	9.53	0.375	0.51	0.020	17	2.5	2.10	0.471	19.05	0.750	0.133	0.762	3.35	0.132	R
LP 020GH 02													25.40	1.000	0.098	0.559	4.01	0.158	R
LP 020GH 03													31.75	1.250	0.077	0.442	4.67	0.184	R
LP 020GH 04													38.10	1.500	0.064	0.365	5.33	0.210	S
LP 020GH 05													44.45	1.750	0.054	0.311	5.99	0.236	S
LP 020GH 06													50.80	2.000	0.047	0.271	6.65	0.262	S
LP 022GH 01	11.13	0.438	11.51	0.453	9.53	0.375	0.56	0.022	24	3.5	2.93	0.659	19.05	0.750	0.192	1.095	3.76	0.148	R
LP 022GH 02													25.40	1.000	0.140	0.802	4.52	0.178	R
LP 022GH 03													31.75	1.250	0.111	0.632	5.28	0.208	R
LP 022GH 04													38.10	1.500	0.091	0.522	6.02	0.237	S
LP 022GH 05													44.45	1.750	0.078	0.445	6.78	0.267	S
LP 022GH 06													50.80	2.000	0.068	0.387	7.54	0.297	S
LP 024GH 01	11.13	0.438	11.51	0.453	9.53	0.375	0.61	0.024	31	4.5	3.77	0.848	19.05	0.750	0.255	1.457	4.27	0.168	R
LP 024GH 02													25.40	1.000	0.186	1.064	5.18	0.204	R
LP 024GH 03													31.75	1.250	0.147	0.839	6.07	0.239	R
LP 024GH 04													38.10	1.500	0.121	0.692	6.99	0.275	S
LP 024GH 05													44.45	1.750	0.103	0.589	7.87	0.310	S
LP 024GH 06													50.80	2.000	0.090	0.512	8.79	0.346	S
LP 026GH 01	11.13	0.438	11.51	0.453	8.74	0.344	0.66	0.026	38	5.5	4.61	1.037	19.05	0.750	0.325	1.858	4.88	0.192	R
LP 026GH 02													25.40	1.000	0.237	1.354	5.97	0.235	R
LP 026GH 03													31.75	1.250	0.187	1.065	7.04	0.277	R
LP 026GH 04													38.10	1.500	0.154	0.878	8.13	0.320	S
LP 026GH 05													44.45	1.750	0.131	0.747	9.19	0.362	S
LP 026GH 06													50.80	2.000	0.114	0.649	10.29	0.405	S
LP 018H 01	11.56	0.455	11.91	0.469	9.53	0.375	0.46	0.018	7	1	0.96	0.216	19.05	0.750	0.061	0.351	3.43	0.135	R
LP 018H 02													25.40	1.000	0.045	0.258	4.17	0.164	R
LP 018H 03													31.75	1.250	0.036	0.204	4.90	0.193	R
LP 018H 04													38.10	1.500	0.030	0.169	5.64	0.222	S
LP 018H 05													44.45	1.750	0.025	0.144	6.38	0.251	S
LP 018H 06													50.80	2.000	0.022	0.126	7.09	0.279	S
LP 020H 01	11.56	0.455	11.91	0.469	9.53	0.375	0.51	0.020	14	2	1.92	0.432	19.05	0.750	0.122	0.696	3.30	0.130	R
LP 020H 02													25.40	1.000	0.089	0.511	3.94	0.155	R
LP 020H 03													31.75	1.250	0.071	0.404	4.57	0.180	R
LP 020H 04													38.10	1.500	0.058	0.334	5.23	0.206	S
LP 020H 05													44.45	1.750	0.050	0.284	5.87	0.231	S
LP 020H 06													50.80	2.000	0.043	0.248	6.50	0.256	S
LP 022H 01	11.56	0.455	11.91	0.469	9.53	0.375	0.56	0.022	21	3	2.88	0.648	19.05	0.750	0.186	1.063	3.58	0.141	R
LP 022H 02													25.40	1.000	0.136	0.779	4.27	0.168	R
LP 022H 03													31.75	1.250	0.108	0.614	4.95	0.195	R
LP 022H 04													38.10	1.500	0.089	0.507	5.64	0.222	S
LP 022H 05													44.45	1.750	0.076	0.432	6.35	0.250	S
LP 022H 06													50.80	2.000	0.066	0.376	7.04	0.277	S
LP 024H 01	11.56	0.455	11.91	0.469	9.53	0.375	0.61	0.024	28	4	3.84	0.864	19.05	0.750	0.255	1.457	3.99	0.157	R
LP 024H 02													25.40	1.000	0.187	1.065	4.80	0.189	R
LP 024H 03													31.75	1.250	0.147	0.839	5.59	0.220	R
LP 024H 04													38.10	1.500	0.121	0.692	6.40	0.252	S
LP 024H 05													44.45	1.750	0.103	0.589	7.19	0.283	S
LP 024H 06													50.80	2.000	0.090	0.513	8.00	0.315	S
LP 026H 01	11.56	0.455	11.91	0.469	9.53	0.375	0.66	0.026	35	5	4.80	1.080	19.05	0.750	0.330	1.887	4.52	0.178	R
LP 026H 02													25.40	1.000	0.241	1.375	5.46	0.215	R
LP 026H 03													31.75	1.250	0.189	1.082	6.40	0.252	R
LP 026H 04													38.10	1.500	0.156	0.892	7.34	0.289	S
LP 026H 05													44.45	1.750	0.133	0.758	8.28	0.326	S
LP 026H 06													50.80	2.000	0.116	0.660	9.22	0.363	S



COMPRESSION SPRINGS: LITE PRESSURE

● End Coils Closed

● Stainless Steel (Passivated. Ultrasonically Cleaned)

LEE STOCK NUMBER	OUTSIDE DIAMETER		TO WORK IN HOLE DIA. MIN		TO WORK OVER ROD DIA. MAX.		WIRE DIAMETER		PRESSURE @ 80% DEFLECTION		LOAD AT SOLID HEIGHT		FREE LENGTH		SPRING RATE		SOLID HEIGHT		PRICE GROUP
	MM	IN	MM	IN	MM	IN	MM	IN	KPA	PSI	N	LB	MM	IN	N/MM	LB/IN	MM	IN	S316 Stainless
LP 020J 01	12.19	0.480	12.70	0.500	10.31	0.406	0.51	0.020	7	1	1.09	0.245	19.05	0.750	0.073	0.415	4.04	0.159	R
LP 020J 02													25.40	1.000	0.053	0.305	4.95	0.195	R
LP 020J 03													31.75	1.250	0.042	0.241	5.87	0.231	R
LP 020J 04													38.10	1.500	0.035	0.199	6.78	0.267	S
LP 020J 05													44.45	1.750	0.030	0.170	7.67	0.302	S
LP 020J 06													50.80	2.000	0.026	0.148	8.59	0.338	S
LP 022J 01	12.19	0.480	12.70	0.500	10.31	0.406	0.56	0.022	14	2	2.18	0.491	19.05	0.750	0.143	0.816	3.76	0.148	R
LP 022J 02													25.40	1.000	0.105	0.597	4.52	0.178	R
LP 022J 03													31.75	1.250	0.082	0.471	5.28	0.208	R
LP 022J 04													38.10	1.500	0.068	0.389	6.05	0.238	S
LP 022J 05													44.45	1.750	0.058	0.331	6.81	0.268	S
LP 022J 06													50.80	2.000	0.050	0.288	7.57	0.298	S
LP 024J 01	12.19	0.480	12.70	0.500	10.31	0.406	0.61	0.024	21	3	3.27	0.736	19.05	0.750	0.217	1.241	3.99	0.157	R
LP 024J 02													25.40	1.000	0.159	0.907	4.78	0.188	R
LP 024J 03													31.75	1.250	0.125	0.714	5.56	0.219	R
LP 024J 04													38.10	1.500	0.103	0.589	6.35	0.250	S
LP 024J 05													44.45	1.750	0.088	0.501	7.14	0.281	S
LP 024J 06													50.80	2.000	0.076	0.436	7.95	0.313	S
LP 026J 01	12.19	0.480	12.70	0.500	10.31	0.406	0.66	0.026	28	4	4.37	0.982	19.05	0.750	0.297	1.697	4.37	0.172	R
LP 026J 02													25.40	1.000	0.217	1.237	5.23	0.206	R
LP 026J 03													31.75	1.250	0.170	0.973	6.12	0.241	R
LP 026J 04													38.10	1.500	0.140	0.802	7.01	0.276	S
LP 026J 05													44.45	1.750	0.119	0.682	7.90	0.311	S
LP 026J 06													50.80	2.000	0.104	0.593	8.76	0.345	S
LP 029J 01	12.19	0.480	12.70	0.500	9.53	0.375	0.74	0.029	35	5	5.46	1.227	19.05	0.750	0.398	2.273	5.33	0.210	R
LP 029J 02													25.40	1.000	0.289	1.650	6.50	0.256	R
LP 029J 03													31.75	1.250	0.227	1.296	7.70	0.303	R
LP 029J 04													38.10	1.500	0.187	1.066	8.86	0.349	S
LP 029J 05													44.45	1.750	0.159	0.906	10.03	0.395	S
LP 029J 06													50.80	2.000	0.138	0.788	11.23	0.442	S
LP 022JK 01	12.95	0.510	13.49	0.531	11.13	0.438	0.56	0.022	10	1.5	1.70	0.383	19.05	0.750	0.112	0.641	3.86	0.152	R
LP 022JK 02													25.40	1.000	0.082	0.469	4.67	0.184	R
LP 022JK 03													31.75	1.250	0.065	0.370	5.49	0.216	R
LP 022JK 04													38.10	1.500	0.054	0.306	6.27	0.247	S
LP 022JK 05													44.45	1.750	0.046	0.260	7.09	0.279	S
LP 022JK 06													50.80	2.000	0.040	0.227	7.90	0.311	S
LP 024JK 01	12.95	0.510	13.49	0.531	11.13	0.438	0.61	0.024	17	2.5	2.84	0.638	19.05	0.750	0.187	1.069	3.89	0.153	R
LP 024JK 02													25.40	1.000	0.137	0.781	4.65	0.183	R
LP 024JK 03													31.75	1.250	0.108	0.616	5.41	0.213	R
LP 024JK 04													38.10	1.500	0.089	0.508	6.17	0.243	S
LP 024JK 05													44.45	1.750	0.076	0.432	6.93	0.273	S
LP 024JK 06													50.80	2.000	0.066	0.376	7.70	0.303	S
LP 026JK 01	12.95	0.510	13.49	0.531	10.31	0.406	0.66	0.026	24	3.5	3.98	0.894	19.05	0.750	0.267	1.525	4.17	0.164	R
LP 026JK 02													25.40	1.000	0.195	1.111	4.98	0.196	R
LP 026JK 03													31.75	1.250	0.153	0.874	5.79	0.228	R
LP 026JK 04													38.10	1.500	0.126	0.721	6.60	0.260	S
LP 026JK 05													44.45	1.750	0.107	0.613	7.42	0.292	S
LP 026JK 06													50.80	2.000	0.093	0.533	8.23	0.324	S
LP 029JK 01	12.95	0.510	13.49	0.531	10.31	0.406	0.74	0.029	31	4.5	5.11	1.149	19.05	0.750	0.364	2.081	5.03	0.198	R
LP 029JK 02													25.40	1.000	0.265	1.511	6.07	0.239	R
LP 029JK 03													31.75	1.250	0.208	1.186	7.14	0.281	R
LP 029JK 04													38.10	1.500	0.171	0.976	8.20	0.323	S
LP 029JK 05													44.45	1.750	0.145	0.830	9.27	0.365	S
LP 029JK 06													50.80	2.000	0.126	0.721	10.31	0.406	S
LP 032JK 01	12.95	0.510	13.49	0.531	10.31	0.406	0.81	0.032	38	5.5	6.25	1.406	19.05	0.750	0.479	2.735	5.99	0.236	R
LP 032JK 02													25.40	1.000	0.346	1.978	7.37	0.290	R
LP 032JK 03													31.75	1.250	0.271	1.550	8.74	0.344	R
LP 032JK 04													38.10	1.500	0.223	1.274	10.08	0.397	S
LP 032JK 05													44.45	1.750	0.189	1.081	11.46	0.451	S
LP 032JK 06													50.80	2.000	0.164	0.939	12.83	0.505	S

COMPRESSION SPRINGS: LITE PRESSURE



● End Coils Closed

● Stainless Steel (Passivated. Ultrasonically Cleaned)

LEE STOCK NUMBER	OUTSIDE DIAMETER		TO WORK IN HOLE DIA. MIN		TO WORK OVER ROD DIA. MAX.		WIRE DIAMETER		PRESSURE @ 80% DEFLECTION		LOAD AT SOLID HEIGHT		FREE LENGTH		SPRING RATE		SOLID HEIGHT		PRICE GROUP
	MM	IN	MM	IN	MM	IN	MM	IN	KPA	PSI	N	LB	MM	IN	N/MM	LB/IN	MM	IN	S316 Stainless
																			S316
LP 022K 01	13.72	0.540	14.27	0.562	11.91	0.469	0.56	0.022	7	1	1.38	0.310	19.05	0.750	0.091	0.521	3.94	0.155	R
LP 022K 02													25.40	1.000	0.067	0.382	4.75	0.187	R
LP 022K 03													31.75	1.250	0.053	0.301	5.59	0.220	R
LP 022K 04													38.10	1.500	0.044	0.249	6.40	0.252	S
LP 022K 05													44.45	1.750	0.037	0.212	7.24	0.285	S
LP 022K 06													50.80	2.000	0.032	0.184	8.05	0.317	S
LP 024K 01	13.72	0.540	14.27	0.562	11.91	0.469	0.61	0.024	14	2	2.76	0.620	19.05	0.750	0.179	1.022	3.63	0.143	R
LP 024K 02													25.40	1.000	0.131	0.746	4.29	0.169	R
LP 024K 03													31.75	1.250	0.103	0.588	4.95	0.195	R
LP 024K 04													38.10	1.500	0.085	0.485	5.61	0.221	S
LP 024K 05													44.45	1.750	0.072	0.413	6.30	0.248	S
LP 024K 06													50.80	2.000	0.063	0.359	6.96	0.274	S
LP 026K 01	13.72	0.540	14.27	0.562	11.13	0.438	0.66	0.026	21	3	4.14	0.930	19.05	0.750	0.271	1.547	3.78	0.149	R
LP 026K 02													25.40	1.000	0.198	1.128	4.45	0.175	R
LP 026K 03													31.75	1.250	0.155	0.887	5.11	0.201	R
LP 026K 04													38.10	1.500	0.128	0.731	5.79	0.228	S
LP 026K 05													44.45	1.750	0.109	0.622	6.45	0.254	S
LP 026K 06													50.80	2.000	0.095	0.541	7.11	0.280	S
LP 029K 01	13.72	0.540	14.27	0.562	11.13	0.438	0.74	0.029	28	4	5.52	1.240	19.05	0.750	0.378	2.161	4.47	0.176	R
LP 029K 02													25.40	1.000	0.275	1.569	5.31	0.209	R
LP 029K 03													31.75	1.250	0.216	1.232	6.17	0.243	R
LP 029K 04													38.10	1.500	0.178	1.014	7.04	0.277	S
LP 029K 05													44.45	1.750	0.151	0.861	7.87	0.310	S
LP 029K 06													50.80	2.000	0.131	0.749	8.74	0.344	S
LP 032K 01	13.72	0.540	14.27	0.562	11.13	0.438	0.81	0.032	35	5	6.89	1.550	19.05	0.750	0.501	2.860	5.28	0.208	R
LP 032K 02													25.40	1.000	0.362	2.069	6.38	0.251	R
LP 032K 03													31.75	1.250	0.284	1.621	7.44	0.293	R
LP 032K 04													38.10	1.500	0.233	1.332	8.53	0.336	S
LP 032K 05													44.45	1.750	0.198	1.131	9.63	0.379	S
LP 032K 06													50.80	2.000	0.172	0.982	10.72	0.422	S
LP 024KL 01	14.48	0.570	15.09	0.594	11.91	0.469	0.61	0.024	10	1.5	2.13	0.478	19.05	0.750	0.139	0.796	3.78	0.149	R
LP 024KL 02													25.40	1.000	0.102	0.581	4.50	0.177	R
LP 024KL 03													31.75	1.250	0.080	0.458	5.21	0.205	R
LP 024KL 04													38.10	1.500	0.066	0.378	5.94	0.234	S
LP 024KL 05													44.45	1.750	0.056	0.322	6.65	0.262	S
LP 024KL 06													50.80	2.000	0.049	0.280	7.37	0.290	S
LP 026KL 01	14.48	0.570	15.09	0.594	11.91	0.469	0.66	0.026	17	2.5	3.55	0.797	19.05	0.750	0.232	1.324	3.76	0.148	R
LP 026KL 02													25.40	1.000	0.169	0.965	4.42	0.174	R
LP 026KL 03													31.75	1.250	0.133	0.759	5.08	0.200	R
LP 026KL 04													38.10	1.500	0.110	0.626	5.72	0.225	S
LP 026KL 05													44.45	1.750	0.093	0.532	6.38	0.251	S
LP 026KL 06													50.80	2.000	0.081	0.463	7.04	0.277	S
LP 029KL 01	14.48	0.570	15.09	0.594	11.91	0.469	0.74	0.029	24	3.5	4.96	1.116	19.05	0.750	0.338	1.928	4.34	0.171	R
LP 029KL 02													25.40	1.000	0.245	1.400	5.16	0.203	R
LP 029KL 03													31.75	1.250	0.192	1.099	5.94	0.234	R
LP 029KL 04													38.10	1.500	0.158	0.905	6.76	0.266	S
LP 029KL 05													44.45	1.750	0.135	0.769	7.57	0.298	S
LP 029KL 06													50.80	2.000	0.117	0.668	8.36	0.329	S
LP 032KL 01	14.48	0.570	15.09	0.594	11.91	0.469	0.81	0.032	31	4.5	6.39	1.436	19.05	0.750	0.457	2.607	5.05	0.199	R
LP 032KL 02													25.40	1.000	0.330	1.886	6.07	0.239	R
LP 032KL 03													31.75	1.250	0.259	1.477	7.06	0.278	R
LP 032KL 04													38.10	1.500	0.213	1.214	8.08	0.318	S
LP 032KL 05													44.45	1.750	0.181	1.031	9.07	0.357	S
LP 032KL 06													50.80	2.000	0.157	0.895	10.08	0.397	S
LP 035KL 01	14.48	0.570	15.09	0.594	11.91	0.469	0.89	0.035	38	5.5	7.80	1.753	19.05	0.750	0.593	3.385	5.89	0.232	R
LP 035KL 02													25.40	1.000	0.427	2.439	7.14	0.281	R
LP 035KL 03													31.75	1.250	0.334	1.907	8.38	0.330	R
LP 035KL 04													38.10	1.500	0.274	1.565	9.63	0.379	S
LP 035KL 05													44.45	1.750	0.232	1.327	10.87	0.428	S
LP 035KL 06													50.80	2.000	0.202	1.152	12.12	0.477	S



COMPRESSION SPRINGS: LITE PRESSURE

● End Coils Closed

● Stainless Steel (Passivated. Ultrasonically Cleaned)

LEE STOCK NUMBER	OUTSIDE DIAMETER		TO WORK IN HOLE DIA. MIN		TO WORK OVER ROD DIA. MAX.		WIRE DIAMETER		PRESSURE @ 80% DEFLECTION		LOAD AT SOLID HEIGHT		FREE LENGTH		SPRING RATE		SOLID HEIGHT		PRICE GROUP
	MM	IN	MM	IN	MM	IN	MM	IN	KPA	PSI	N	LB	MM	IN	N/MM	LB/IN	MM	IN	S316 Stainless
LP 024L 01	15.24	0.600	15.88	0.625	12.70	0.500	0.61	0.024	7	1	1.70	0.383	19.05	0.750	0.112	0.642	3.89	0.153	R
LP 024L 02													25.40	1.000	0.082	0.469	4.65	0.183	R
LP 024L 03													31.75	1.250	0.065	0.370	5.41	0.213	R
LP 024L 04													38.10	1.500	0.053	0.305	6.17	0.243	S
LP 024L 05													44.45	1.750	0.046	0.260	6.93	0.273	S
LP 024L 06													50.80	2.000	0.040	0.226	7.70	0.303	S
LP 026L 01					12.70	0.500	0.66	0.026	14	2	3.41	0.767	19.05	0.750	0.220	1.258	3.56	0.140	R
LP 026L 02													25.40	1.000	0.161	0.917	4.17	0.164	R
LP 026L 03													31.75	1.250	0.126	0.721	4.75	0.187	R
LP 026L 04													38.10	1.500	0.104	0.595	5.33	0.210	S
LP 026L 05													44.45	1.750	0.089	0.506	5.92	0.233	S
LP 026L 06													50.80	2.000	0.077	0.440	6.53	0.257	S
LP 029L 01					12.70	0.500	0.74	0.029	21	3	5.12	1.150	19.05	0.750	0.340	1.943	4.01	0.158	R
LP 029L 02													25.40	1.000	0.247	1.411	4.70	0.185	R
LP 029L 03													31.75	1.250	0.194	1.108	5.36	0.211	R
LP 029L 04													38.10	1.500	0.160	0.912	6.05	0.238	S
LP 029L 05													44.45	1.750	0.136	0.775	6.73	0.265	S
LP 029L 06													50.80	2.000	0.118	0.673	7.42	0.292	S
LP 032L 01	12.70	0.500	0.81	0.032	28	4	6.82	1.534	19.05	0.750	0.472	2.696	4.60	0.181	R				
LP 032L 02									25.40	1.000	0.342	1.950	5.41	0.213	R				
LP 032L 03									31.75	1.250	0.268	1.528	6.25	0.246	R				
LP 032L 04									38.10	1.500	0.220	1.256	7.06	0.278	S				
LP 032L 05									44.45	1.750	0.187	1.066	7.90	0.311	S				
LP 032L 06									50.80	2.000	0.162	0.926	8.71	0.343	S				
LP 035L 01	12.70	0.500	0.89	0.035	35	5	8.53	1.917	19.05	0.750	0.619	3.537	5.28	0.208	R				
LP 035L 02									25.40	1.000	0.446	2.549	6.30	0.248	R				
LP 035L 03									31.75	1.250	0.349	1.993	7.32	0.288	R				
LP 035L 04									38.10	1.500	0.286	1.635	8.33	0.328	S				
LP 035L 05									44.45	1.750	0.243	1.387	9.32	0.367	S				
LP 035L 06									50.80	2.000	0.211	1.204	10.34	0.407	S				
LP 026LM 01	16.00	0.630	16.66	0.656	13.49	0.531	0.66	0.026	10	1.5	2.60	0.585	19.05	0.750	0.170	0.970	3.73	0.147	S
LP 026LM 02													25.40	1.000	0.124	0.707	4.39	0.173	S
LP 026LM 03													31.75	1.250	0.097	0.556	5.05	0.199	S
LP 026LM 04													38.10	1.500	0.080	0.458	5.72	0.225	T
LP 026LM 05													44.45	1.750	0.068	0.390	6.38	0.251	T
LP 026LM 06													50.80	2.000	0.059	0.339	7.04	0.277	T
LP 029LM 01					13.49	0.531	0.74	0.029	17	2.5	4.33	0.973	19.05	0.750	0.288	1.647	4.04	0.159	S
LP 029LM 02													25.40	1.000	0.209	1.196	4.72	0.186	S
LP 029LM 03													31.75	1.250	0.164	0.939	5.41	0.213	S
LP 029LM 04													38.10	1.500	0.135	0.773	6.10	0.240	T
LP 029LM 05													44.45	1.750	0.115	0.657	6.78	0.267	T
LP 029LM 06													50.80	2.000	0.100	0.571	7.47	0.294	T
LP 032LM 01					13.49	0.531	0.81	0.032	24	3.5	6.07	1.364	19.05	0.750	0.418	2.385	4.52	0.178	S
LP 032LM 02													25.40	1.000	0.302	1.726	5.33	0.210	S
LP 032LM 03													31.75	1.250	0.237	1.352	6.12	0.241	S
LP 032LM 04													38.10	1.500	0.195	1.111	6.93	0.273	T
LP 032LM 05													44.45	1.750	0.165	0.943	7.72	0.304	T
LP 032LM 06													50.80	2.000	0.143	0.819	8.51	0.335	T
LP 035LM 01	13.49	0.531	0.89	0.035	31	4.5	7.81	1.755	19.05	0.750	0.561	3.202	5.13	0.202	S				
LP 035LM 02									25.40	1.000	0.404	2.307	6.10	0.240	S				
LP 035LM 03									31.75	1.250	0.316	1.804	7.06	0.278	S				
LP 035LM 04									38.10	1.500	0.259	1.480	8.03	0.316	T				
LP 035LM 05									44.45	1.750	0.220	1.255	8.97	0.353	T				
LP 035LM 06									50.80	2.000	0.191	1.090	9.93	0.391	T				
LP 038LM 01	12.70	0.500	0.97	0.038	38	5.5	9.53	2.142	19.05	0.750	0.722	4.120	5.84	0.230	T				
LP 038LM 02									25.40	1.000	0.518	2.958	6.99	0.275	T				
LP 038LM 03									31.75	1.250	0.404	2.307	8.15	0.321	T				
LP 038LM 04									38.10	1.500	0.331	1.891	9.30	0.366	V				
LP 038LM 05									44.45	1.750	0.281	1.602	10.46	0.412	V				
LP 038LM 06									50.80	2.000	0.243	1.389	11.63	0.458	V				

COMPRESSION SPRINGS: LITE PRESSURE



● End Coils Closed

● Stainless Steel (Passivated. Ultrasonically Cleaned)

LEE STOCK NUMBER	OUTSIDE DIAMETER		TO WORK IN HOLE DIA. MIN		TO WORK OVER ROD DIA. MAX.		WIRE DIAMETER		PRESSURE @ 80% DEFLECTION		LOAD AT SOLID HEIGHT		FREE LENGTH		SPRING RATE		SOLID HEIGHT		PRICE GROUP				
	MM	IN	MM	IN	MM	IN	MM	IN	KPA	PSI	N	LB	MM	IN	N/MM	LB/IN	MM	IN	S316 Stainless				
																				S316			
LP 026M 01	16.76	0.660	17.45	0.687	14.30	0.563	0.66	0.026	7	1	2.06	0.463	19.05	0.750	0.136	0.776	3.89	0.153	T				
LP 026M 02													25.40	1.000	0.099	0.566	4.60	0.181	T				
LP 026M 03													31.75	1.250	0.078	0.445	5.31	0.209	T				
LP 026M 04													38.10	1.500	0.064	0.367	6.02	0.237	V				
LP 026M 05													44.45	1.750	0.055	0.312	6.73	0.265	V				
LP 026M 06													50.80	2.000	0.047	0.271	7.44	0.293	V				
LP 029M 01					14.30	0.563	0.74	0.029	14	2	4.12	0.927	19.05	0.750	0.272	1.552	3.89	0.153	T				
LP 029M 02																	25.40	1.000	0.197	1.127	4.52	0.178	T
LP 029M 03																	31.75	1.250	0.155	0.885	5.13	0.202	T
LP 029M 04																	38.10	1.500	0.127	0.728	5.77	0.227	V
LP 029M 05																	44.45	1.750	0.108	0.619	6.40	0.252	V
LP 029M 06																	50.80	2.000	0.094	0.538	7.04	0.277	V
LP 032M 01					14.30	0.563	0.81	0.032	21	3	6.18	1.390	19.05	0.750	0.418	2.384	4.24	0.167	T				
LP 032M 02																	25.40	1.000	0.302	1.725	4.93	0.194	T
LP 032M 03																	31.75	1.250	0.237	1.351	5.61	0.221	T
LP 032M 04																	38.10	1.500	0.195	1.111	6.30	0.248	V
LP 032M 05																	44.45	1.750	0.165	0.943	7.01	0.276	V
LP 032M 06																	50.80	2.000	0.143	0.819	7.70	0.303	V
LP 035M 01					14.30	0.563	0.89	0.035	28	4	8.24	1.853	19.05	0.750	0.576	3.290	4.75	0.187	T				
LP 035M 02																	25.40	1.000	0.415	2.371	5.54	0.218	T
LP 035M 03																	31.75	1.250	0.325	1.854	6.35	0.250	T
LP 035M 04																	38.10	1.500	0.266	1.521	7.16	0.282	V
LP 035M 05																	44.45	1.750	0.226	1.290	7.95	0.313	V
LP 035M 06																	50.80	2.000	0.196	1.120	8.76	0.345	V
LP 038M 01	13.49	0.531	0.97	0.038	35	5	10.31	2.317	19.05	0.750	0.751	4.290	5.33	0.210	T								
LP 038M 02													25.40	1.000	0.539	3.079	6.30	0.248	T				
LP 038M 03													31.75	1.250	0.421	2.402	7.24	0.285	T				
LP 038M 04													38.10	1.500	0.345	1.969	8.20	0.323	V				
LP 038M 05													44.45	1.750	0.292	1.668	9.17	0.361	V				
LP 038M 06													50.80	2.000	0.253	1.447	10.13	0.399	V				
LP 029N 01	18.29	0.720	19.05	0.750	15.88	0.625	0.74	0.029	7	1	2.46	0.552	19.05	0.750	0.166	0.950	4.29	0.169	U				
LP 029N 02													25.40	1.000	0.121	0.690	5.08	0.200	U				
LP 029N 03													31.75	1.250	0.095	0.542	5.84	0.230	U				
LP 029N 04													38.10	1.500	0.078	0.446	6.63	0.261	V				
LP 029N 05													44.45	1.750	0.066	0.379	7.42	0.292	V				
LP 029N 06													50.80	2.000	0.058	0.329	8.20	0.323	V				
LP 032N 01					15.88	0.625	0.81	0.032	14	2	4.91	1.104	19.05	0.750	0.330	1.886	4.17	0.164	U				
LP 032N 02																	25.40	1.000	0.239	1.364	4.83	0.190	U
LP 032N 03																	31.75	1.250	0.187	1.069	5.51	0.217	U
LP 032N 04																	38.10	1.500	0.154	0.878	6.17	0.243	V
LP 032N 05																	44.45	1.750	0.131	0.746	6.83	0.269	V
LP 032N 06																	50.80	2.000	0.113	0.648	7.49	0.295	V
LP 035N 01					15.09	0.594	0.89	0.035	21	3	7.37	1.657	19.05	0.750	0.505	2.885	4.47	0.176	U				
LP 035N 02																	25.40	1.000	0.364	2.079	5.16	0.203	U
LP 035N 03																	31.75	1.250	0.285	1.625	5.87	0.231	U
LP 035N 04																	38.10	1.500	0.234	1.334	6.55	0.258	V
LP 035N 05																	44.45	1.750	0.198	1.131	7.26	0.286	V
LP 035N 06																	50.80	2.000	0.172	0.982	7.95	0.313	V
LP 038N 01					15.09	0.594	0.97	0.038	28	4	9.83	2.209	19.05	0.750	0.694	3.964	4.90	0.193	U				
LP 038N 02																	25.40	1.000	0.498	2.846	5.69	0.224	U
LP 038N 03																	31.75	1.250	0.389	2.219	6.48	0.255	U
LP 038N 04																	38.10	1.500	0.319	1.819	7.26	0.286	V
LP 038N 05																	44.45	1.750	0.270	1.541	8.05	0.317	V
LP 038N 06																	50.80	2.000	0.234	1.337	8.84	0.348	V
LP 042N 01	15.09	0.594	1.07	0.042	35	5	12.28	2.761	19.05	0.750	0.922	5.265	5.74	0.226	U								
LP 042N 02													25.40	1.000	0.658	3.759	6.73	0.265	U				
LP 042N 03													31.75	1.250	0.512	2.923	7.75	0.305	U				
LP 042N 04													38.10	1.500	0.419	2.391	8.76	0.345	V				
LP 042N 05													44.45	1.750	0.354	2.023	9.78	0.385	V				
LP 042N 06													50.80	2.000	0.307	1.753	10.80	0.425	V				



COMPRESSION SPRINGS: LITE PRESSURE

● End Coils Closed

● Stainless Steel (Passivated. Ultrasonically Cleaned)

LEE STOCK NUMBER	OUTSIDE DIAMETER		TO WORK IN HOLE DIA. MIN		TO WORK OVER ROD DIA. MAX.		WIRE DIAMETER		PRESSURE @ 80% DEFLECTION		LOAD AT SOLID HEIGHT		FREE LENGTH		SPRING RATE		SOLID HEIGHT		PRICE GROUP
	MM	IN	MM	IN	MM	IN	MM	IN	KPA	PSI	N	LB	MM	IN	N/MM	LB/IN	MM	IN	S316 Stainless
																			S316
LP 035P 01	21.46	0.845	22.23	0.875	18.26	0.719	0.89	0.035	7	1	3.35	0.752	25.40	1.000	0.171	0.978	5.87	0.231	V
LP 035P 02													31.75	1.250	0.134	0.764	6.78	0.267	V
LP 035P 03													38.10	1.500	0.110	0.627	7.67	0.302	V
LP 035P 04													44.45	1.750	0.093	0.532	8.56	0.337	W
LP 035P 05													50.80	2.000	0.081	0.462	9.45	0.372	W
LP 035P 06													57.15	2.250	0.071	0.408	10.36	0.408	W
LP 038P 01	18.26	0.719	0.97	0.038	14	2	6.69	1.503	25.40	1.000	0.334	1.909	5.41	0.213	V				
LP 038P 02													31.75	1.250	0.261	1.489	6.12	0.241	V
LP 038P 03													38.10	1.500	0.214	1.221	6.81	0.268	V
LP 038P 04													44.45	1.750	0.181	1.034	7.52	0.296	W
LP 038P 05													50.80	2.000	0.157	0.897	8.23	0.324	W
LP 038P 06													57.15	2.250	0.139	0.792	8.94	0.352	W
LP 042P 01	18.26	0.719	1.07	0.042	21	3	10.03	2.255	25.40	1.000	0.515	2.941	5.92	0.233	V				
LP 042P 02													31.75	1.250	0.401	2.287	6.71	0.264	V
LP 042P 03													38.10	1.500	0.328	1.871	7.49	0.295	V
LP 042P 04													44.45	1.750	0.277	1.583	8.26	0.325	W
LP 042P 05													50.80	2.000	0.240	1.372	9.04	0.356	W
LP 042P 06													57.15	2.250	0.212	1.210	9.83	0.387	W
LP 045P 01	18.26	0.719	1.14	0.045	28	4	13.38	3.007	25.40	1.000	0.700	3.997	6.30	0.248	V				
LP 045P 02													31.75	1.250	0.543	3.101	7.11	0.280	V
LP 045P 03													38.10	1.500	0.444	2.533	7.95	0.313	V
LP 045P 04													44.45	1.750	0.375	2.141	8.76	0.345	W
LP 045P 05													50.80	2.000	0.325	1.854	9.60	0.378	W
LP 045P 06													57.15	2.250	0.286	1.635	10.44	0.411	W
LP 049P 01	17.48	0.688	1.24	0.049	35	5	16.72	3.758	25.40	1.000	0.915	5.227	7.14	0.281	V				
LP 049P 02													31.75	1.250	0.708	4.042	8.13	0.320	V
LP 049P 03													38.10	1.500	0.577	3.295	9.12	0.359	V
LP 049P 04													44.45	1.750	0.487	2.781	10.13	0.399	W
LP 049P 05													50.80	2.000	0.421	2.406	11.13	0.438	W
LP 049P 06													57.15	2.250	0.371	2.120	12.12	0.477	W
LP 042R 01	24.64	0.970	25.40	1.000	21.44	0.844	1.07	0.042	7	1	4.37	0.982	31.75	1.250	0.185	1.055	8.13	0.320	Y
LP 042R 02													38.10	1.500	0.151	0.863	9.22	0.363	Y
LP 042R 03													44.45	1.750	0.128	0.730	10.31	0.406	Y
LP 042R 04													50.80	2.000	0.111	0.633	11.40	0.449	Z
LP 042R 05													57.15	2.250	0.098	0.558	12.50	0.492	Z
LP 042R 06													63.50	2.500	0.088	0.500	13.59	0.535	Z
LP 045R 01	21.44	0.844	1.14	0.045	14	2	8.73	1.963	31.75	1.250	0.354	2.022	7.09	0.279	Y				
LP 045R 02													38.10	1.500	0.289	1.652	7.90	0.311	Y
LP 045R 03													44.45	1.750	0.244	1.396	8.74	0.344	Y
LP 045R 04													50.80	2.000	0.212	1.209	9.55	0.376	Z
LP 045R 05													57.15	2.250	0.187	1.066	10.36	0.408	Z
LP 045R 06													63.50	2.500	0.167	0.953	11.20	0.441	Z
LP 049R 01	20.65	0.813	1.24	0.049	21	3	13.10	2.945	31.75	1.250	0.539	3.080	7.47	0.294	Y				
LP 049R 02													38.10	1.500	0.440	2.511	8.31	0.327	Y
LP 049R 03													44.45	1.750	0.371	2.119	9.14	0.360	Y
LP 049R 04													50.80	2.000	0.321	1.833	10.01	0.394	Z
LP 049R 05													57.15	2.250	0.283	1.615	10.85	0.427	Z
LP 049R 06													63.50	2.500	0.253	1.444	11.68	0.460	Z
LP 055R 01	20.65	0.813	1.40	0.055	28	4	17.47	3.927	31.75	1.250	0.766	4.376	8.97	0.353	Y				
LP 055R 02													38.10	1.500	0.623	3.557	10.06	0.396	Y
LP 055R 03													44.45	1.750	0.525	2.996	11.15	0.439	Y
LP 055R 04													50.80	2.000	0.453	2.588	12.24	0.482	Z
LP 055R 05													57.15	2.250	0.399	2.277	13.36	0.526	Z
LP 055R 06													63.50	2.500	0.356	2.033	14.45	0.569	Z
LP 059R 01	20.65	0.813	1.50	0.059	35	5	21.84	4.909	31.75	1.250	0.994	5.676	9.78	0.385	Y				
LP 059R 02													38.10	1.500	0.806	4.604	11.02	0.434	Y
LP 059R 03													44.45	1.750	0.678	3.872	12.24	0.482	Y
LP 059R 04													50.80	2.000	0.585	3.341	13.49	0.531	Z
LP 059R 05													57.15	2.250	0.515	2.938	14.71	0.579	Z
LP 059R 06													63.50	2.500	0.459	2.622	15.95	0.628	Z

COMPRESSION SPRINGS: LITE PRESSURE



● End Coils Closed

● Stainless Steel (Passivated. Ultrasonically Cleaned)

LEE STOCK NUMBER	OUTSIDE DIAMETER		TO WORK IN HOLE DIA. MIN		TO WORK OVER ROD DIA. MAX.		WIRE DIAMETER		PRESSURE @ 80% DEFLECTION		LOAD AT SOLID HEIGHT		FREE LENGTH		SPRING RATE		SOLID HEIGHT		PRICE GROUP
	MM	IN	MM	IN	MM	IN	MM	IN	KPA	PSI	N	LB	MM	IN	N/MM	LB/IN	MM	IN	S316 Stainless
LP 045S 01	27.81	1.095	28.58	1.125	24.61	0.969	1.14	0.045	7	1	5.53	1.243	38.10	1.500	0.185	1.056	8.23	0.324	Y
LP 045S 02													44.45	1.750	0.156	0.893	9.09	0.358	Y
LP 045S 03													50.80	2.000	0.135	0.773	9.98	0.393	Y
LP 045S 04													57.15	2.250	0.119	0.682	10.85	0.427	Z
LP 045S 05													63.50	2.500	0.107	0.610	11.73	0.462	Z
LP 045S 06													69.85	2.750	0.096	0.551	12.60	0.496	Z
LP 049S 01					23.83	0.938	1.24	0.049	14	2	11.05	2.485	38.10	1.500	0.362	2.065	7.52	0.296	Y
LP 049S 02													44.45	1.750	0.305	1.743	8.23	0.324	Y
LP 049S 03													50.80	2.000	0.264	1.508	8.94	0.352	Y
LP 049S 04													57.15	2.250	0.233	1.328	9.63	0.379	Z
LP 049S 05													63.50	2.500	0.208	1.187	10.34	0.407	Z
LP 049S 06													69.85	2.750	0.188	1.073	11.02	0.434	Z
LP 055S 01					23.83	0.938	1.40	0.055	21	3	16.58	3.728	38.10	1.500	0.562	3.211	8.61	0.339	Y
LP 055S 02													44.45	1.750	0.474	2.705	9.45	0.372	Y
LP 055S 03													50.80	2.000	0.409	2.336	10.26	0.404	Y
LP 055S 04													57.15	2.250	0.360	2.056	11.10	0.437	Z
LP 055S 05													63.50	2.500	0.322	1.836	11.94	0.470	Z
LP 055S 06													69.85	2.750	0.290	1.658	12.75	0.502	Z
LP 059S 01					23.83	0.938	1.50	0.059	28	4	22.11	4.970	38.10	1.500	0.764	4.364	9.17	0.361	Y
LP 059S 02													44.45	1.750	0.643	3.671	10.06	0.396	Y
LP 059S 03													50.80	2.000	0.555	3.167	10.95	0.431	Y
LP 059S 04													57.15	2.250	0.488	2.785	11.84	0.466	Z
LP 059S 05													63.50	2.500	0.435	2.485	12.70	0.500	Z
LP 059S 06													69.85	2.750	0.393	2.244	13.59	0.535	Z
LP 063S 01	23.83	0.938	1.59	0.063	35	5	27.64	6.213	38.10	1.500	0.981	5.600	9.93	0.391	Y				
LP 063S 02									44.45	1.750	0.824	4.703	10.90	0.429	Y				
LP 063S 03									50.80	2.000	0.710	4.054	11.86	0.467	Y				
LP 063S 04									57.15	2.250	0.624	3.562	12.85	0.506	Z				
LP 063S 05									63.50	2.500	0.556	3.177	13.82	0.544	Z				
LP 063S 06									69.85	2.750	0.502	2.867	14.81	0.583	Z				
LP 055T 01	30.94	30.94	31.75	1.25	27.00	1.063	1.40	0.055	7	1	6.82	1.534	38.10	1.500	0.254	1.449	11.20	0.441	Y
LP 055T 02													44.45	1.750	0.214	1.220	12.52	0.493	Y
LP 055T 03													50.80	2.000	0.185	1.054	13.82	0.544	Y
LP 055T 04													57.15	2.250	0.163	0.928	15.14	0.596	Z
LP 055T 05													63.50	2.500	0.145	0.828	16.46	0.648	Z
LP 055T 06													69.85	2.750	0.131	0.748	17.78	0.700	Z
LP 059T 01					27.00	1.063	1.50	0.059	14	2	13.65	3.068	38.10	1.500	0.482	2.753	9.80	0.386	Y
LP 059T 02													44.45	1.750	0.405	2.315	10.80	0.425	Y
LP 059T 03													50.80	2.000	0.350	1.998	11.79	0.464	Y
LP 059T 04													57.15	2.250	0.308	1.757	12.80	0.504	Z
LP 059T 05													63.50	2.500	0.275	1.568	13.79	0.543	Z
LP 059T 06													69.85	2.750	0.248	1.415	14.81	0.583	Z
LP 063T 01					26.19	1.031	1.59	0.063	21	3	20.47	4.602	38.10	1.500	0.722	4.124	9.75	0.384	Y
LP 063T 02													44.45	1.750	0.607	3.464	10.69	0.421	Y
LP 063T 03													50.80	2.000	0.523	2.986	11.66	0.459	Y
LP 063T 04													57.15	2.250	0.460	2.624	12.60	0.496	Z
LP 063T 05													63.50	2.500	0.410	2.340	13.54	0.533	Z
LP 063T 06													69.85	2.750	0.370	2.111	14.48	0.570	Z
LP 067T 01					26.19	1.031	1.70	0.067	28	4	27.29	6.136	38.10	1.500	0.977	5.576	10.16	0.400	Y
LP 067T 02													44.45	1.750	0.819	4.676	11.13	0.438	Y
LP 067T 03													50.80	2.000	0.705	4.026	12.09	0.476	Y
LP 067T 04													57.15	2.250	0.619	3.535	13.06	0.514	Z
LP 067T 05													63.50	2.500	0.552	3.150	14.02	0.552	Z
LP 067T 06													69.85	2.750	0.498	2.841	15.01	0.591	Z
LP 072T 01	26.19	1.031	1.83	0.072	35	5	34.12	7.670	38.10	1.500	1.265	7.225	11.13	0.438	Y				
LP 072T 02									44.45	1.750	1.059	6.048	12.24	0.482	Y				
LP 072T 03									50.80	2.000	0.911	5.200	13.34	0.525	Y				
LP 072T 04									57.15	2.250	0.799	4.561	14.43	0.568	Z				
LP 072T 05									63.50	2.500	0.711	4.062	15.54	0.612	Z				
LP 072T 06									69.85	2.750	0.641	3.661	16.64	0.655	Z				



COMPRESSION SPRINGS: LITE PRESSURE

● End Coils Closed

● Stainless Steel (Passivated. Ultrasonically Cleaned)

LEE STOCK NUMBER	OUTSIDE DIAMETER		TO WORK IN HOLE DIA. MIN		TO WORK OVER ROD DIA. MAX.		WIRE DIAMETER		PRESSURE @ 80% DEFLECTION		LOAD AT SOLID HEIGHT		FREE LENGTH		SPRING RATE		SOLID HEIGHT		PRICE GROUP
	MM	IN	MM	IN	MM	IN	MM	IN	KPA	PSI	N	LB	MM	IN	N/MM	LB/IN	MM	IN	S316 Stainless
LP 063V 01	35.56	1.400	36.50	1.437	30.96	1.219	1.59	0.063	7	1	9.02	2.027	38.10	1.500	0.340	1.942	11.58	0.456	Z
LP 063V 02													44.45	1.750	0.286	1.631	12.88	0.507	Z
LP 063V 03													50.80	2.000	0.246	1.406	14.17	0.558	BA
LP 063V 04													57.15	2.250	0.216	1.235	15.47	0.609	BA
LP 063V 05													63.50	2.500	0.193	1.102	16.76	0.660	BB
LP 063V 06													69.85	2.750	0.174	0.994	18.06	0.711	BB
LP 067V 01	35.56	1.400	36.50	1.437	30.96	1.219	1.70	0.067	14	2	18.04	4.055	38.10	1.500	0.643	3.670	10.03	0.395	Z
LP 067V 02													44.45	1.750	0.539	3.078	11.00	0.433	Z
LP 067V 03													50.80	2.000	0.464	2.650	11.94	0.470	BA
LP 067V 04													57.15	2.250	0.408	2.327	12.88	0.507	BA
LP 067V 05													63.50	2.500	0.363	2.074	13.84	0.545	BB
LP 067V 06													69.85	2.750	0.327	1.870	14.78	0.582	BB
LP 072V 01	35.56	1.400	36.50	1.437	30.96	1.219	1.83	0.072	21	3	27.05	6.082	38.10	1.500	0.970	5.541	10.21	0.402	Z
LP 072V 02													44.45	1.750	0.812	4.638	11.15	0.439	Z
LP 072V 03													50.80	2.000	0.698	3.988	12.07	0.475	BA
LP 072V 04													57.15	2.250	0.613	3.498	12.98	0.511	BA
LP 072V 05													63.50	2.500	0.546	3.115	13.92	0.548	BB
LP 072V 06													69.85	2.750	0.492	2.808	14.83	0.584	BB
LP 080V 01	35.56	1.400	36.50	1.437	30.18	1.188	2.03	0.080	28	4	36.07	8.109	38.10	1.500	1.375	7.849	11.86	0.467	Z
LP 080V 02													44.45	1.750	1.147	6.550	13.00	0.512	Z
LP 080V 03													50.80	2.000	0.984	5.619	14.15	0.557	BA
LP 080V 04													57.15	2.250	0.862	4.920	15.29	0.602	BA
LP 080V 05													63.50	2.500	0.766	4.376	16.43	0.647	BB
LP 080V 06													69.85	2.750	0.690	3.940	17.58	0.692	BB
LP 085V 01	35.56	1.400	36.50	1.437	30.18	1.188	2.16	0.085	35	5	45.09	10.136	38.10	1.500	1.769	10.101	12.60	0.496	Z
LP 085V 02													44.45	1.750	1.473	8.412	13.84	0.545	Z
LP 085V 03													50.80	2.000	1.262	7.207	15.06	0.593	BA
LP 085V 04													57.15	2.250	1.104	6.303	16.31	0.642	BA
LP 085V 05													63.50	2.500	0.981	5.602	17.53	0.690	BB
LP 085V 06													69.85	2.750	0.883	5.040	18.77	0.739	BB
LP 067W 01	37.08	1.460	38.10	1.500	32.54	1.281	1.70	0.067	7	1	9.83	2.209	41.28	1.625	0.349	1.990	13.08	0.515	Z
LP 067W 02													44.45	1.750	0.320	1.829	13.77	0.542	Z
LP 067W 03													50.80	2.000	0.276	1.575	15.16	0.597	BA
LP 067W 04													57.15	2.250	0.242	1.383	16.59	0.653	BA
LP 067W 05													63.50	2.500	0.216	1.232	17.98	0.708	BB
LP 067W 06													69.85	2.750	0.195	1.112	19.38	0.763	BB
LP 072W 01	37.08	1.460	38.10	1.500	31.75	1.250	1.83	0.072	14	2	19.65	4.418	41.28	1.625	0.661	3.777	11.56	0.455	Z
LP 072W 02													44.45	1.750	0.608	3.470	12.12	0.477	Z
LP 072W 03													50.80	2.000	0.522	2.983	13.18	0.519	BA
LP 072W 04													57.15	2.250	0.458	2.617	14.27	0.562	BA
LP 072W 05													63.50	2.500	0.408	2.330	15.34	0.604	BB
LP 072W 06													69.85	2.750	0.368	2.100	16.43	0.647	BB
LP 080W 01	37.08	1.460	38.10	1.500	31.75	1.250	2.03	0.080	21	3	29.48	6.627	41.28	1.625	1.035	5.910	12.80	0.504	Z
LP 080W 02													44.45	1.750	0.949	5.421	13.41	0.528	Z
LP 080W 03													50.80	2.000	0.815	4.651	14.61	0.575	BA
LP 080W 04													57.15	2.250	0.713	4.072	15.82	0.623	BA
LP 080W 05													63.50	2.500	0.634	3.622	17.02	0.670	BB
LP 080W 06													69.85	2.750	0.571	3.261	18.24	0.718	BB
LP 085W 01	37.08	1.460	38.10	1.500	31.75	1.250	2.16	0.085	28	4	39.30	8.836	41.28	1.625	1.402	8.007	13.23	0.521	Z
LP 085W 02													44.45	1.750	1.285	7.337	13.87	0.546	Z
LP 085W 03													50.80	2.000	1.101	6.286	15.09	0.594	BA
LP 085W 04													57.15	2.250	0.963	5.498	16.33	0.643	BA
LP 085W 05													63.50	2.500	0.856	4.886	17.58	0.692	BB
LP 085W 06													69.85	2.750	0.770	4.396	18.80	0.740	BB
LP 092W 01	37.08	1.460	38.10	1.500	30.96	1.219	2.32	0.092	35	5	49.13	11.045	41.28	1.625	1.852	10.573	14.73	0.580	Z
LP 092W 02													44.45	1.750	1.695	9.676	15.47	0.609	Z
LP 092W 03													50.80	2.000	1.449	8.273	16.89	0.665	BA
LP 092W 04													57.15	2.250	1.265	7.225	18.31	0.721	BA
LP 092W 05													63.50	2.500	1.123	6.413	19.76	0.778	BB
LP 092W 06													69.85	2.750	1.010	5.765	21.18	0.834	BB

COMPRESSION SPRINGS: LITE PRESSURE



● End Coils Closed

● Stainless Steel (Passivated. Ultrasonically Cleaned)

LEE STOCK NUMBER	OUTSIDE DIAMETER		TO WORK IN HOLE DIA. MIN		TO WORK OVER ROD DIA. MAX.		WIRE DIAMETER		PRESSURE @ 80% DEFLECTION		LOAD AT SOLID HEIGHT		FREE LENGTH		SPRING RATE		SOLID HEIGHT		PRICE GROUP
	MM	IN	MM	IN	MM	IN	MM	IN	KPA	PSI	N	LB	MM	IN	N/MM	LB/IN	MM	IN	S316 Stainless
	S316																		
LP 067X 01	40.13	1.580	41.28	1.625	34.93	1.375	1.70	0.067	7	1	11.53	2.592	44.45	1.750	0.348	1.988	11.33	0.446	BE
LP 067X 02													50.80	2.000	0.300	1.712	12.34	0.486	BF
LP 067X 03													57.15	2.250	0.263	1.503	13.34	0.525	BF
LP 067X 04													63.50	2.500	0.235	1.340	14.35	0.565	BN
LP 067X 05													69.85	2.750	0.212	1.208	15.34	0.604	BN
LP 067X 06													76.20	3.000	0.193	1.100	16.36	0.644	BN
LP 072X 01	40.13	1.580	41.28	1.625	34.93	1.375	1.83	0.072	14	2	23.06	5.185	44.45	1.750	0.673	3.840	10.16	0.400	BE
LP 072X 02													50.80	2.000	0.578	3.302	10.92	0.430	BF
LP 072X 03													57.15	2.250	0.507	2.896	11.68	0.460	BF
LP 072X 04													63.50	2.500	0.452	2.579	12.42	0.489	BN
LP 072X 05													69.85	2.750	0.407	2.324	13.18	0.519	BN
LP 072X 06													76.20	3.000	0.371	2.116	13.94	0.549	BN
LP 080X 01	40.13	1.580	41.28	1.625	34.93	1.375	2.03	0.080	21	3	34.59	7.777	44.45	1.750	1.043	5.954	11.28	0.444	BE
LP 080X 02													50.80	2.000	0.895	5.108	12.14	0.478	BF
LP 080X 03													57.15	2.250	0.783	4.473	12.98	0.511	BF
LP 080X 04													63.50	2.500	0.697	3.978	13.84	0.545	BN
LP 080X 05													69.85	2.750	0.627	3.582	14.71	0.579	BN
LP 080X 06													76.20	3.000	0.571	3.258	15.57	0.613	BN
LP 085X 01	40.13	1.580	41.28	1.625	34.14	1.344	2.16	0.085	28	4	46.13	10.370	44.45	1.750	1.409	8.047	11.71	0.461	BE
LP 085X 02													50.80	2.000	1.207	6.894	12.60	0.496	BF
LP 085X 03													57.15	2.250	1.056	6.030	13.46	0.530	BF
LP 085X 04													63.50	2.500	0.938	5.358	14.35	0.565	BN
LP 085X 05													69.85	2.750	0.844	4.821	15.21	0.599	BN
LP 085X 06													76.20	3.000	0.767	4.382	16.10	0.634	BN
LP 092X 01	40.13	1.580	41.28	1.625	34.14	1.344	2.32	0.092	35	5	57.66	12.962	44.45	1.750	1.837	10.490	13.06	0.514	BE
LP 092X 02													50.80	2.000	1.571	8.969	14.10	0.555	BF
LP 092X 03													57.15	2.250	1.372	7.833	15.11	0.595	BF
LP 092X 04													63.50	2.500	1.218	6.953	16.15	0.636	BN
LP 092X 05													69.85	2.750	1.095	6.250	17.17	0.676	BN
LP 092X 06													76.20	3.000	0.994	5.676	18.21	0.717	BN
LP 072ZA 01	42.85	1.687	44.45	1.750	37.29	1.468	1.83	0.072	7	1	13.40	3.012	38.10	1.500	0.489	2.790	10.72	0.422	BF
LP 072ZA 02													50.80	2.000	0.352	2.010	12.75	0.502	BF
LP 072ZA 03													63.50	2.500	0.275	1.570	14.78	0.582	BF
LP 072ZA 04													76.20	3.000	0.226	1.290	16.81	0.662	BN
LP 072ZA 05													88.90	3.500	0.191	1.090	18.87	0.743	BN
LP 072ZA 06													101.60	4.000	0.166	0.950	20.90	0.823	BN
LP 080ZA 01	42.85	1.687	44.45	1.750	36.53	1.438	2.03	0.080	14	2	26.76	6.017	38.10	1.500	0.974	5.560	10.62	0.418	BF
LP 080ZA 02													50.80	2.000	0.697	3.980	12.40	0.488	BF
LP 080ZA 03													63.50	2.500	0.543	3.100	14.20	0.559	BF
LP 080ZA 04													76.20	3.000	0.445	2.540	15.98	0.629	BN
LP 080ZA 05													88.90	3.500	0.377	2.150	17.78	0.700	BN
LP 080ZA 06													101.60	4.000	0.326	1.860	19.56	0.770	BN
LP 092ZA 01	42.85	1.687	44.45	1.750	36.53	1.438	2.32	0.092	21	3	40.11	9.018	38.10	1.500	1.571	8.970	12.57	0.495	BF
LP 092ZA 02													50.80	2.000	1.116	6.370	14.83	0.584	BF
LP 092ZA 03													63.50	2.500	0.865	4.940	17.12	0.674	BF
LP 092ZA 04													76.20	3.000	0.706	4.030	19.41	0.764	BN
LP 092ZA 05													88.90	3.500	0.597	3.410	21.69	0.854	BN
LP 092ZA 06													101.60	4.000	0.517	2.950	23.95	0.943	BN
LP 100ZA 01	42.85	1.687	44.45	1.750	35.71	1.406	2.54	0.100	28	4	53.51	12.029	38.10	1.500	2.212	12.630	13.92	0.548	BF
LP 100ZA 02													50.80	2.000	1.560	8.910	16.54	0.651	BG
LP 100ZA 03													63.50	2.500	1.207	6.890	19.15	0.754	BG
LP 100ZA 04													76.20	3.000	0.982	5.610	21.77	0.857	BQ
LP 100ZA 05													88.90	3.500	0.830	4.740	24.38	0.960	BQ
LP 100ZA 06													101.60	4.000	0.718	4.100	27.03	1.064	BQ
LP 105ZA 01	42.85	1.687	44.45	1.750	35.71	1.406	2.67	0.105	35	5	66.85	15.029	38.10	1.500	2.818	16.090	14.35	0.565	BN
LP 105ZA 02													50.80	2.000	1.981	11.310	17.04	0.671	BP
LP 105ZA 03													63.50	2.500	1.527	8.720	19.74	0.777	BQ
LP 105ZA 04													76.20	3.000	1.243	7.100	22.43	0.883	BS
LP 105ZA 05													88.90	3.500	1.047	5.980	25.10	0.988	BT
LP 105ZA 06													101.60	4.000	0.905	5.170	27.79	1.094	BU



COMPRESSION SPRINGS: LITE PRESSURE

● End Coils Closed

● Stainless Steel (Passivated. Ultrasonically Cleaned)

LEE STOCK NUMBER	OUTSIDE DIAMETER		TO WORK IN HOLE DIA. MIN		TO WORK OVER ROD DIA. MAX.		WIRE DIAMETER		PRESSURE @ 80% DEFLECTION		LOAD AT SOLID HEIGHT		FREE LENGTH		SPRING RATE		SOLID HEIGHT		PRICE GROUP
	MM	IN	MM	IN	MM	IN	MM	IN	KPA	PSI	N	LB	MM	IN	N/MM	LB/IN	MM	IN	S316 Stainless
	S316																		
LP 125ZA 01	42.85	1.687	44.45	1.750	34.93	1.375	3.18	0.125	69	10	133.73	30.064	38.10	1.500	6.238	35.620	16.66	0.656	BQ
LP 125ZA 02													50.80	2.000	4.319	24.660	19.84	0.781	BS
LP 125ZA 03													63.50	2.500	3.303	18.860	23.01	0.906	BT
LP 125ZA 04													76.20	3.000	2.674	15.270	26.19	1.031	BU
LP 125ZA 05													88.90	3.500	2.245	12.820	29.36	1.156	BW
LP 125ZA 06													101.60	4.000	1.937	11.060	32.51	1.280	BX
LP 148ZA 01	49.20	1.937	50.80	2.000	42.88	1.688	2.03	0.080	7	1	17.45	3.923	38.10	1.500	11.517	65.760	20.68	0.814	BS
LP 148ZA 02													50.80	2.000	7.816	44.630	25.15	0.990	BT
LP 148ZA 03													63.50	2.500	5.916	33.780	29.59	1.165	BU
LP 148ZA 04													76.20	3.000	4.758	27.170	34.04	1.340	BW
LP 148ZA 05													88.90	3.500	3.981	22.730	38.48	1.515	BX
LP 148ZA 06													101.60	4.000	3.420	19.530	42.95	1.691	BZ
LP 080ZC 01	49.20	1.937	50.80	2.000	42.88	1.688	2.03	0.080	7	1	17.45	3.923	38.10	1.500	0.634	3.620	10.57	0.416	BF
LP 080ZC 02													50.80	2.000	0.455	2.600	12.34	0.486	BF
LP 080ZC 03													63.50	2.500	0.354	2.020	14.15	0.557	BF
LP 080ZC 04													76.20	3.000	0.289	1.650	15.93	0.627	BN
LP 080ZC 05													88.90	3.500	0.245	1.400	17.70	0.697	BN
LP 080ZC 06													101.60	4.000	0.212	1.210	19.48	0.767	BN
LP 098ZC 01	49.20	1.937	50.80	2.000	42.06	1.656	2.49	0.098	14	2	34.94	7.854	38.10	1.500	1.405	8.020	13.23	0.521	BF
LP 098ZC 02													50.80	2.000	0.993	5.670	15.60	0.614	BG
LP 098ZC 03													63.50	2.500	0.767	4.380	17.98	0.708	BG
LP 098ZC 04													76.20	3.000	0.625	3.570	20.37	0.802	BQ
LP 098ZC 05													88.90	3.500	0.529	3.020	22.78	0.897	BQ
LP 098ZC 06													101.60	4.000	0.457	2.610	25.15	0.990	BQ
LP 105ZC 01	49.20	1.937	50.80	2.000	41.28	1.625	2.67	0.105	21	3	52.39	11.777	38.10	1.500	2.124	12.130	13.44	0.529	BM
LP 105ZC 02													50.80	2.000	1.494	8.530	15.72	0.619	BN
LP 105ZC 03													63.50	2.500	1.152	6.580	18.01	0.709	BQ
LP 105ZC 04													76.20	3.000	0.937	5.350	20.32	0.800	BR
LP 105ZC 05													88.90	3.500	0.790	4.510	22.61	0.890	BS
LP 105ZC 06													101.60	4.000	0.683	3.900	24.89	0.980	BU
LP 120ZC 01	49.20	1.937	50.80	2.000	40.49	1.594	3.05	0.120	28	4	69.86	15.706	38.10	1.500	3.210	18.330	16.33	0.643	BQ
LP 120ZC 02													50.80	2.000	2.231	12.740	19.48	0.767	BR
LP 120ZC 03													63.50	2.500	1.709	9.760	22.63	0.891	BS
LP 120ZC 04													76.20	3.000	1.385	7.910	25.78	1.015	BU
LP 120ZC 05													88.90	3.500	1.165	6.650	28.93	1.139	BV
LP 120ZC 06													101.60	4.000	1.005	5.740	32.08	1.263	BX
LP 125ZC 01	49.20	1.937	50.80	2.000	40.49	1.594	3.18	0.125	35	5	87.35	19.636	38.10	1.500	4.054	23.150	16.56	0.652	BS
LP 125ZC 02													50.80	2.000	2.807	16.030	19.69	0.775	BT
LP 125ZC 03													63.50	2.500	2.147	12.260	22.81	0.898	BU
LP 125ZC 04													76.20	3.000	1.737	9.920	25.93	1.021	BW
LP 125ZC 05													88.90	3.500	1.459	8.330	29.06	1.144	BX
LP 125ZC 06													101.60	4.000	1.259	7.190	32.18	1.267	BZ
LP 156ZC 01	49.20	1.937	50.80	2.000	39.70	1.563	3.96	0.156	69	10	174.70	39.275	38.10	1.500	10.133	57.860	20.85	0.821	BW
LP 156ZC 02													50.80	2.000	6.827	38.980	25.20	0.992	BX
LP 156ZC 03													63.50	2.500	5.147	29.390	29.57	1.164	BZ
LP 156ZC 04													76.20	3.000	4.130	23.580	33.91	1.335	CB
LP 156ZC 05													88.90	3.500	3.448	19.690	38.25	1.506	CC
LP 156ZC 06													101.60	4.000	2.961	16.910	42.60	1.677	CD
LP 170ZC 01	49.20	1.937	50.80	2.000	38.91	1.532	4.32	0.170	103	15	262.01	58.902	38.10	1.500	16.110	91.990	21.84	0.860	BW
LP 170ZC 02													50.80	2.000	10.704	61.120	26.31	1.036	BX
LP 170ZC 03													63.50	2.500	8.016	45.770	30.81	1.213	BZ
LP 170ZC 04													76.20	3.000	6.406	36.580	35.31	1.390	CB
LP 170ZC 05													88.90	3.500	5.335	30.460	39.78	1.566	CC
LP 170ZC 06													101.60	4.000	4.571	26.100	44.27	1.743	CD
LP 098ZG 01	60.33	2.375	63.50	2.500	52.40	2.063	2.49	0.098	7	1	27.29	6.136	50.80	2.000	0.729	4.160	13.31	0.524	BF
LP 098ZG 02													63.50	2.500	0.564	3.220	15.04	0.592	BG
LP 098ZG 03													76.20	3.000	0.459	2.620	16.74	0.659	BG
LP 098ZG 04													88.90	3.500	0.387	2.210	18.44	0.726	BQ
LP 098ZG 05													101.60	4.000	0.335	1.910	20.17	0.794	BQ
LP 098ZG 06													127.00	5.000	0.264	1.510	23.60	0.929	BQ

COMPRESSION SPRINGS: LITE PRESSURE



● End Coils Closed

● Stainless Steel (Passivated. Ultrasonically Cleaned)

LEE STOCK NUMBER	OUTSIDE DIAMETER		TO WORK IN HOLE DIA. MIN		TO WORK OVER ROD DIA. MAX.		WIRE DIAMETER		PRESSURE @ 80% DEFLECTION		LOAD AT SOLID HEIGHT		FREE LENGTH		SPRING RATE		SOLID HEIGHT		PRICE GROUP
	MM	IN	MM	IN	MM	IN	MM	IN	KPA	PSI	N	LB	MM	IN	N/MM	LB/IN	MM	IN	S316 Stainless
LP 120ZG 01	60.33	2.375	63.50	2.500	51.61	2.032	3.05	0.120	14	2	54.60	12.275	50.80	2.000	1.601	9.140	16.69	0.657	BQ
LP 120ZG 02													63.50	2.500	1.226	7.000	18.97	0.747	BR
LP 120ZG 03													76.20	3.000	0.995	5.680	21.29	0.838	BS
LP 120ZG 04													88.90	3.500	0.835	4.770	23.57	0.928	BU
LP 120ZG 05													101.60	4.000	0.722	4.120	25.88	1.019	BV
LP 120ZG 06													127.00	5.000	0.566	3.230	30.48	1.200	BX
LP 128ZG 01	60.33	2.375	63.50	2.500	50.80	2.000	3.25	0.128	21	3	81.88	18.407	50.80	2.000	2.405	13.730	16.76	0.660	BR
LP 128ZG 02													63.50	2.500	1.837	10.490	18.92	0.745	BS
LP 128ZG 03													76.20	3.000	1.485	8.480	21.08	0.830	BU
LP 128ZG 04													88.90	3.500	1.247	7.120	23.27	0.916	BV
LP 128ZG 05													101.60	4.000	1.075	6.140	25.43	1.001	BX
LP 128ZG 06													127.00	5.000	0.842	4.810	29.74	1.171	BZ
LP 135ZG 01	60.33	2.375	63.50	2.500	50.80	2.000	3.43	0.135	28	4	109.18	24.544	50.80	2.000	3.242	18.510	17.12	0.674	BS
LP 135ZG 02													63.50	2.500	2.469	14.100	19.28	0.759	BU
LP 135ZG 03													76.20	3.000	1.993	11.380	21.41	0.843	BV
LP 135ZG 04													88.90	3.500	1.671	9.540	23.57	0.928	BX
LP 135ZG 05													101.60	4.000	1.438	8.210	25.70	1.012	BZ
LP 135ZG 06													127.00	5.000	1.126	6.430	30.00	1.181	CB
LP 148ZG 01	60.33	2.375	63.50	2.500	50.01	1.969	3.76	0.148	35	5	136.48	30.682	50.80	2.000	4.357	24.880	19.48	0.767	BU
LP 148ZG 02													63.50	2.500	3.298	18.830	22.12	0.871	BW
LP 148ZG 03													76.20	3.000	2.653	15.150	24.77	0.975	BX
LP 148ZG 04													88.90	3.500	2.219	12.670	27.38	1.078	BZ
LP 148ZG 05													101.60	4.000	1.907	10.890	30.02	1.182	CB
LP 148ZG 06													127.00	5.000	1.489	8.500	35.31	1.390	CC
LP 187ZG 01	60.33	2.375	63.50	2.500	48.41	1.906	4.75	0.187	69	10	272.91	61.353	50.80	2.000	10.788	61.600	25.50	1.004	BX
LP 187ZG 02													63.50	2.500	8.007	45.720	29.41	1.158	BZ
LP 187ZG 03													76.20	3.000	6.366	36.350	33.32	1.312	CB
LP 187ZG 04													88.90	3.500	5.282	30.160	37.24	1.466	CC
LP 187ZG 05													101.60	4.000	4.515	25.780	41.15	1.620	CD
LP 187ZG 06													127.00	5.000	3.497	19.970	48.97	1.928	CF
LP 218ZG 01	60.33	2.375	63.50	2.500	46.84	1.844	5.54	0.218	103	15	409.45	92.047	50.80	2.000	19.955	113.940	30.28	1.192	CB
LP 218ZG 02													63.50	2.500	14.550	83.080	35.36	1.392	CC
LP 218ZG 03													76.20	3.000	11.448	65.370	40.44	1.592	CD
LP 218ZG 04													88.90	3.500	9.438	53.890	45.52	1.792	CF
LP 218ZG 05													101.60	4.000	8.028	45.840	50.60	1.992	CG
LP 218ZG 06													127.00	5.000	6.180	35.290	60.76	2.392	CH
LP 125ZK 01	73.03	2.875	76.20	3.000	63.50	2.500	3.18	0.125	7	1	39.31	8.838	50.80	2.000	1.151	6.570	16.61	0.654	BR
LP 125ZK 02													63.50	2.500	0.879	5.020	18.80	0.740	BS
LP 125ZK 03													76.20	3.000	0.711	4.060	20.98	0.826	BU
LP 125ZK 04													101.60	4.000	0.515	2.940	25.35	0.998	BV
LP 125ZK 05													127.00	5.000	0.405	2.310	29.72	1.170	BX
LP 125ZK 06													152.40	6.000	0.333	1.900	34.09	1.342	BZ
LP 148ZK 01	73.03	2.875	76.20	3.000	61.93	2.438	3.76	0.148	14	2	78.62	17.674	50.80	2.000	2.482	14.170	19.13	0.753	BU
LP 148ZK 02													63.50	2.500	1.877	10.720	21.64	0.852	BV
LP 148ZK 03													76.20	3.000	1.511	8.630	24.16	0.951	BX
LP 148ZK 04													101.60	4.000	1.086	6.200	29.21	1.150	BZ
LP 148ZK 05													127.00	5.000	0.848	4.840	34.24	1.348	CB
LP 148ZK 06													152.40	6.000	0.695	3.970	39.29	1.547	CC
LP 170ZK 01	73.03	2.875	76.20	3.000	61.11	2.406	4.32	0.170	21	3	117.92	26.510	50.80	2.000	4.170	23.810	22.53	0.887	BV
LP 170ZK 02													63.50	2.500	3.123	17.830	25.73	1.013	BX
LP 170ZK 03													76.20	3.000	2.496	14.250	28.93	1.139	BZ
LP 170ZK 04													101.60	4.000	1.781	10.170	35.36	1.392	CB
LP 170ZK 05													127.00	5.000	1.384	7.900	41.78	1.645	CC
LP 170ZK 06													152.40	6.000	1.131	6.460	48.21	1.898	CE
LP 177ZK 01	73.03	2.875	76.20	3.000	60.33	2.375	4.50	0.177	28	4	157.21	35.343	50.80	2.000	5.532	31.590	22.38	0.881	BX
LP 177ZK 02													63.50	2.500	4.128	23.570	25.40	1.000	BZ
LP 177ZK 03													76.20	3.000	3.291	18.790	28.42	1.119	CB
LP 177ZK 04													101.60	4.000	2.343	13.380	34.49	1.358	CC
LP 177ZK 05													127.00	5.000	1.818	10.380	40.54	1.596	CE
LP 177ZK 06													152.40	6.000	1.485	8.480	46.58	1.834	CF



COMPRESSION SPRINGS: LITE PRESSURE

● End Coils Closed

● Stainless Steel (Passivated. Ultrasonically Cleaned)

LEE STOCK NUMBER	OUTSIDE DIAMETER		TO WORK IN HOLE DIA. MIN		TO WORK OVER ROD DIA. MAX.		WIRE DIAMETER		PRESSURE @ 80% DEFLECTION		LOAD AT SOLID HEIGHT		FREE LENGTH		SPRING RATE		SOLID HEIGHT		PRICE GROUP
	MM	IN	MM	IN	MM	IN	MM	IN	KPA	PSI	N	LB	MM	IN	N/MM	LB/IN	MM	IN	S316 Stainless
LP 187ZK 01	73.03	2.875	76.20	3.000	60.33	2.375	4.75	0.187	35	5	196.51	44.177	50.80	2.000	7.168	40.930	23.39	0.921	BZ
LP 187ZK 02													63.50	2.500	5.319	30.370	26.57	1.046	CB
LP 187ZK 03													76.20	3.000	4.229	24.150	29.72	1.170	CC
LP 187ZK 04													101.60	4.000	2.998	17.120	36.07	1.420	CD
LP 187ZK 05													127.00	5.000	2.324	13.270	42.42	1.670	CF
LP 187ZK 06													152.40	6.000	1.897	10.830	48.77	1.920	CG
LP 218ZK 01	73.03	2.875	76.20	3.000	58.75	2.313	5.54	0.218	69	10	392.97	88.343	50.80	2.000	15.764	90.010	25.88	1.019	CC
LP 218ZK 02					63.50	2.500	11.496	65.640	29.31	1.154	CD								
LP 218ZK 03					76.20	3.000	9.046	51.650	32.74	1.289	CF								
LP 218ZK 04					101.60	4.000	6.342	36.210	39.62	1.560	CG								
LP 218ZK 05					127.00	5.000	4.883	27.880	46.51	1.831	CH								
LP 218ZK 06					152.40	6.000	3.969	22.660	53.39	2.102	CJ								
LP 250ZK 01	73.03	2.875	76.20	3.000	57.15	2.250	6.35	0.250	103	15	589.55	132.535	50.80	2.000	28.025	160.020	29.77	1.172	CF
LP 250ZK 02					63.50	2.500	20.016	114.290	34.04	1.340	CG								
LP 250ZK 03					76.20	3.000	15.569	88.900	38.33	1.509	CH								
LP 250ZK 04					101.60	4.000	10.779	61.550	46.91	1.847	CJ								
LP 250ZK 05					127.00	5.000	8.242	47.060	55.47	2.184	CK								
LP 250ZK 06					152.40	6.000	6.673	38.100	64.03	2.521	CL								

COMPRESSION SPRINGS: INSTRUMENT SERIES

Guide to using tables

Wire Diameter
in ascending order of size, within each group of outside diameters.

Maximum Rod Diameter
over which the spring will effectively operate, allowing for working conditions and manufacturing tolerances.

Load at Solid Height
the load or force required to bring all coils into contact (See note 5).

Lee Stock Number
Please add suffix **M** for Music Wire, **S** for Stainless Steel or **S316** for Type 316 Stainless, when ordering.

Outside Diameter
arranged through the pages in ascending order of size.

Minimum Hole Diameter
required for the effective operation of the spring, allowing for manufacturing tolerances and normal working conditions.

Lee Stock Number	OUTSIDE DIAMETER		TO WORK IN HOLE DIA.		NOMINAL WIRE DIAMETER		TO WORK OVER ROD DIA. MAX		APPROXIMATE LOAD AT SOLID HEIGHT		NOMINAL FREE LENGTH		SPRING RATE		APPROXIMATE SOLID HEIGHT		PRICE GROUP		
	MM	IN	MM	IN	MM	IN	MM	IN	N	LB	MM	IN	N/MM	LB/IN	MM	IN	M	S	S316
CIM102A 01†	0.60	0.024	0.60	0.031	0.10	0.004	0.30	0.012	0.83	0.19	1.00	0.039	2.37	13.50	0.66	0.026	SPECIAL	D	SPECIAL
CIM102A 02†	1.40	0.055	1.40	0.055	0.10	0.004	0.30	0.012	0.83	0.19	1.40	0.055	1.50	8.590	0.84	0.033	SPECIAL	D	SPECIAL
CIM102A 03†	2.00	0.079	2.00	0.079	0.10	0.004	0.30	0.012	0.83	0.19	2.00	0.079	0.97	5.560	1.14	0.045	SPECIAL	D	SPECIAL
CIM102B 04†	2.70	0.106	2.70	0.106	0.10	0.004	0.40	0.016	0.65	0.15	2.70	0.106	0.66	3.780	1.55	0.061	SPECIAL	D	SPECIAL
CIM102B 05†	3.90	0.154	3.90	0.154	0.10	0.004	0.40	0.016	0.65	0.15	3.90	0.154	0.45	2.550	2.16	0.085	SPECIAL	D	SPECIAL
CIM102B 01†	0.73	0.029	0.90	0.035	0.10	0.004	0.40	0.016	0.65	0.15	1.20	0.047	1.18	6.750	0.65	0.026	SPECIAL	D	SPECIAL
CIM102B 02†	1.70	0.067	1.70	0.067	0.10	0.004	0.40	0.016	0.65	0.15	1.70	0.067	0.75	4.300	0.84	0.033	SPECIAL	D	SPECIAL
CIM102B 03†	2.40	0.094	2.40	0.094	0.10	0.004	0.40	0.016	0.65	0.15	2.40	0.094	0.49	2.780	1.14	0.045	SPECIAL	D	SPECIAL
CIM102B 04†	3.40	0.134	3.40	0.134	0.10	0.004	0.40	0.016	0.65	0.15	3.40	0.134	0.33	1.890	1.55	0.061	SPECIAL	D	SPECIAL
CIM102B 05†	4.90	0.193	4.90	0.193	0.10	0.004	0.40	0.016	0.65	0.15	4.90	0.193	0.22	1.290	2.16	0.085	SPECIAL	D	SPECIAL
CIM102C 01†	0.75	0.030	0.90	0.035	0.12	0.005	0.40	0.016	1.06	0.24	1.20	0.047	2.45	14.000	0.79	0.031	SPECIAL	D	SPECIAL
CIM102C 02†	1.70	0.067	1.70	0.067	0.12	0.005	0.40	0.016	1.06	0.24	1.70	0.067	1.56	8.910	1.02	0.040	SPECIAL	D	SPECIAL
CIM102C 03†	2.40	0.094	2.40	0.094	0.12	0.005	0.40	0.016	1.06	0.24	2.40	0.094	1.01	5.760	1.37	0.054	SPECIAL	D	SPECIAL
CIM102C 04†	3.40	0.134	3.40	0.134	0.12	0.005	0.40	0.016	1.06	0.24	3.40	0.134	0.69	3.920	1.85	0.073	SPECIAL	D	SPECIAL
CIM102C 05†	4.90	0.193	4.90	0.193	0.12	0.005	0.40	0.016	1.06	0.24	4.90	0.193	0.46	2.650	2.59	0.102	SPECIAL	D	SPECIAL
CIM102D 01†	0.90	0.035	1.10	0.043	0.10	0.004	0.50	0.020	0.50	0.11	1.50	0.059	0.58	3.300	0.66	0.026	SPECIAL	D	SPECIAL
CIM102D 02†	2.20	0.087	2.20	0.087	0.10	0.004	0.50	0.020	0.50	0.11	2.20	0.087	0.37	2.100	0.84	0.033	SPECIAL	D	SPECIAL
CIM102D 03†	3.20	0.126	3.20	0.126	0.10	0.004	0.50	0.020	0.50	0.11	3.20	0.126	0.24	1.360	1.14	0.045	SPECIAL	D	SPECIAL
CIM102D 04†	4.60	0.181	4.60	0.181	0.10	0.004	0.50	0.020	0.50	0.11	4.60	0.181	0.16	0.920	1.55	0.061	SPECIAL	D	SPECIAL
CIM102D 05†	6.60	0.260	6.60	0.260	0.10	0.004	0.50	0.020	0.50	0.11	6.60	0.260	0.11	0.620	2.16	0.085	SPECIAL	D	SPECIAL
CIM102E 01†	0.92	0.036	1.10	0.043	0.12	0.005	0.50	0.020	0.85	0.19	1.50	0.059	1.20	6.840	0.79	0.031	SPECIAL	D	SPECIAL
CIM102E 02†	2.10	0.083	2.10	0.083	0.12	0.005	0.50	0.020	0.85	0.19	2.10	0.083	0.76	4.350	1.02	0.040	SPECIAL	D	SPECIAL
CIM102E 03†	3.10	0.122	3.10	0.122	0.12	0.005	0.50	0.020	0.85	0.19	3.10	0.122	0.49	2.820	1.37	0.054	SPECIAL	D	SPECIAL
CIM102E 04†	4.40	0.173	4.40	0.173	0.12	0.005	0.50	0.020	0.85	0.19	4.40	0.173	0.34	1.910	1.85	0.073	SPECIAL	D	SPECIAL
CIM102E 05†	6.30	0.248	6.30	0.248	0.12	0.005	0.50	0.020	0.85	0.19	6.30	0.248	0.23	1.290	2.59	0.102	SPECIAL	D	SPECIAL
CIM102F 01†	0.96	0.038	1.20	0.047	0.16	0.006	0.40	0.016	2.02	0.45	1.60	0.063	3.78	21.610	1.04	0.041	SPECIAL	D	SPECIAL
CIM102F 02†	2.20	0.087	2.20	0.087	0.16	0.006	0.40	0.016	2.02	0.45	2.20	0.087	2.41	13.750	1.37	0.054	SPECIAL	D	SPECIAL
CIM102F 03†	3.20	0.126	3.20	0.126	0.16	0.006	0.40	0.016	2.02	0.45	3.20	0.126	1.56	8.900	1.83	0.072	SPECIAL	D	SPECIAL
CIM102F 04†	4.40	0.173	4.40	0.173	0.16	0.006	0.40	0.016	2.02	0.45	4.40	0.173	1.06	6.050	2.49	0.098	SPECIAL	D	SPECIAL
CIM102F 05†	6.20	0.244	6.20	0.244	0.16	0.006	0.40	0.016	2.02	0.45	6.20	0.244	0.72	4.090	3.43	0.135	SPECIAL	D	SPECIAL
CI 006AA 01	1.02	0.040	1.19	0.047	0.15	0.006	0.53	0.021	1.93	0.43	2.54	0.100	1.58	8.920	1.30	0.051	C	D	H
CI 006AA 02	3.81	0.150	3.81	0.150	0.15	0.006	0.53	0.021	1.93	0.43	3.81	0.150	0.97	5.540	1.83	0.072	C	D	H
CI 006AA 03	5.08	0.200	5.08	0.200	0.15	0.006	0.53	0.021	1.93	0.43	5.08	0.200	0.70	4.020	2.34	0.092	C	D	H
CI 006AA 04	6.35	0.250	6.35	0.250	0.15	0.006	0.53	0.021	1.93	0.43	6.35	0.250	0.55	3.150	2.84	0.112	C	D	H
CI 006AA 05	7.62	0.300	7.62	0.300	0.15	0.006	0.53	0.021	1.93	0.43	7.62	0.300	0.45	2.590	3.35	0.132	C	D	H
CI 006AA 06	8.89	0.350	8.89	0.350	0.15	0.006	0.53	0.021	1.93	0.43	8.89	0.350	0.39	2.200	3.89	0.153	C	D	H
CI 006AA 07	10.16	0.400	10.16	0.400	0.15	0.006	0.53	0.021	1.93	0.43	10.16	0.400	0.34	1.910	4.39	0.173	C	D	H
CI 006AA 08	11.43	0.450	11.43	0.450	0.15	0.006	0.53	0.021	1.93	0.43	11.43	0.450	0.30	1.690	4.90	0.193	C	D	H
CI 006AA 09	12.70	0.500	12.70	0.500	0.15	0.006	0.53	0.021	1.93	0.43	12.70	0.500	0.27	1.520	5.44	0.214	C	D	H
CI 007AA 01	0.18	0.007	0.48	0.019	0.316	0.0125	0.316	0.0125	3.16	0.71	2.54	0.100	3.13	17.880	1.52	0.060	C	D	H
CI 007AA 02	3.81	0.150	3.81	0.150	0.316	0.0125	0.316	0.0125	3.16	0.71	3.81	0.150	1.92	10.950	2.16	0.085	C	D	H
CI 007AA 03	5.08	0.200	5.08	0.200	0.316	0.0125	0.316	0.0125	3.16	0.71	5.08	0.200	1.38	7.890	2.79	0.110	C	D	H
CI 007AA 04	6.35	0.250	6.35	0.250	0.316	0.0125	0.316	0.0125	3.16	0.71	6.35	0.250	1.08	6.170	3.43	0.135	C	D	H
CI 007AA 05	7.62	0.300	7.62	0.300	0.316	0.0125	0.316	0.0125	3.16	0.71	7.62	0.300	0.89	5.060	4.06	0.160	C	D	H
CI 007AA 06	8.89	0.350	8.89	0.350	0.316	0.0125	0.316	0.0125	3.16	0.71	8.89	0.350	0.75	4.290	4.67	0.184	C	D	H
CI 007AA 07	10.16	0.400	10.16	0.400	0.316	0.0125	0.316	0.0125	3.16	0.71	10.16	0.400	0.65	3.730	5.31	0.209	C	D	H
CI 007AA 08	11.43	0.450	11.43	0.450	0.316	0.0125	0.316	0.0125	3.16	0.71	11.43	0.450	0.58	3.290	5.94	0.234	C	D	H
CI 007AA 09	12.70	0.500	12.70	0.500	0.316	0.0125	0.316	0.0125	3.16	0.71	12.70	0.500	0.52	2.950	6.58	0.259	C	D	H
CIM102G 01†	1.10	0.043	1.40	0.055	0.10	0.004	0.70	0.028	0.40	0.09	2.00	0.079	0.30	1.690	0.66	0.026	SPECIAL	D	SPECIAL
CIM102G 02†	2.90	0.114	2.90	0.114	0.10	0.004	0.70	0.028	0.40	0.09	2.90	0.114	0.19	1.070	0.84	0.033	SPECIAL	D	SPECIAL
CIM102G 03†	4.40	0.173	4.40	0.173	0.10	0.004	0.70	0.028	0.40	0.09	4.40	0.173	0.12	0.700	1.14	0.045	SPECIAL	D	SPECIAL
CIM102G 04†	6.30	0.248	6.30	0.248	0.10	0.004	0.70	0.028	0.40	0.09	6.30	0.248	0.08	0.470	1.55	0.061	SPECIAL	D	SPECIAL
CIM102G 05†	9.20	0.362	9.20	0.362	0.10	0.004	0.70	0.028	0.40	0.09	9.20	0.362	0.06	0.320	2.16	0.085	SPECIAL	D	SPECIAL
CIM102H 01†	1.90	0.075	2.40	0.094	0.12	0.005	0.60	0.024	0.67	0.15	1.90	0.075	0.61	3.500	0.79	0.031	SPECIAL	D	SPECIAL
CIM102H 02†	2.70	0.106	2.70	0.106	0.12	0.005	0.60	0.024	0.67	0.15	2.70	0.106	0.39	2.230	1.02	0.040	SPECIAL	D	SPECIAL
CIM102H 03†	4.00	0.157	4.00	0.157	0.12	0.005	0.60	0.024	0										



COMPRESSION SPRINGS: INSTRUMENT SERIES

● End Coils Closed

● Music Wire (Plated*) or Stainless Steel (Passivated)

LEE STOCK NUMBER	OUTSIDE DIAMETER		TO WORK IN HOLE DIA. MIN		NOMINAL WIRE DIAMETER		TO WORK OVER ROD DIA. MAX		APPROXIMATE LOAD AT SOLID HEIGHT		NOMINAL FREE LENGTH		SPRING RATE		APPROXIMATE SOLID HEIGHT		PRICE GROUP		
	MM	IN	MM	IN	MM	IN	MM	IN	N	LB	MM	IN	N/MM	LB/IN	MM	IN	Music Wire	302 Stainless	316 Stainless
																	M	S	S316
CIM010ZA 01†	0.60	0.024	0.80	0.031	0.10	0.004	0.30	0.012	0.83	0.19	1.00	0.039	2.37	13.500	0.66	0.026	SPECIAL	D	SPECIAL
CIM010ZA 02†											1.40	0.055	1.50	8.590	0.84	0.033	SPECIAL	D	SPECIAL
CIM010ZA 03†											2.00	0.079	0.97	5.560	1.14	0.045	SPECIAL	D	SPECIAL
CIM010ZA 04†											2.70	0.106	0.66	3.780	1.55	0.061	SPECIAL	D	SPECIAL
CIM010ZA 05†											3.90	0.154	0.45	2.550	2.16	0.085	SPECIAL	D	SPECIAL
CIM010ZB 01†	0.73	0.029	0.90	0.035	0.10	0.004	0.40	0.016	0.65	0.15	1.20	0.047	1.18	6.750	0.66	0.026	SPECIAL	D	SPECIAL
CIM010ZB 02†											1.70	0.067	0.75	4.300	0.84	0.033	SPECIAL	D	SPECIAL
CIM010ZB 03†											2.40	0.094	0.49	2.780	1.14	0.045	SPECIAL	D	SPECIAL
CIM010ZB 04†											3.40	0.134	0.33	1.890	1.55	0.061	SPECIAL	D	SPECIAL
CIM010ZB 05†											4.90	0.193	0.22	1.280	2.16	0.085	SPECIAL	D	SPECIAL
CIM012ZC 01†	0.75	0.030	0.90	0.035	0.12	0.005	0.40	0.016	1.06	0.24	1.20	0.047	2.45	14.000	0.79	0.031	SPECIAL	D	SPECIAL
CIM012ZC 02†											1.70	0.067	1.56	8.910	1.02	0.040	SPECIAL	D	SPECIAL
CIM012ZC 03†											2.40	0.094	1.01	5.760	1.37	0.054	SPECIAL	D	SPECIAL
CIM012ZC 04†											3.40	0.134	0.69	3.920	1.85	0.073	SPECIAL	D	SPECIAL
CIM012ZC 05†											4.90	0.193	0.46	2.650	2.59	0.102	SPECIAL	D	SPECIAL
CIM010ZD 01†	0.90	0.035	1.10	0.043	0.10	0.004	0.50	0.020	0.50	0.11	1.50	0.059	0.58	3.300	0.66	0.026	SPECIAL	D	SPECIAL
CIM010ZD 02†											2.20	0.087	0.37	2.100	0.84	0.033	SPECIAL	D	SPECIAL
CIM010ZD 03†											3.20	0.126	0.24	1.360	1.14	0.045	SPECIAL	D	SPECIAL
CIM010ZD 04†											4.60	0.181	0.16	0.920	1.55	0.061	SPECIAL	D	SPECIAL
CIM010ZD 05†											6.60	0.260	0.11	0.620	2.16	0.085	SPECIAL	D	SPECIAL
CIM012ZE 01†	0.92	0.036	1.10	0.043	0.12	0.005	0.50	0.020	0.85	0.19	1.50	0.059	1.20	6.840	0.79	0.031	SPECIAL	D	SPECIAL
CIM012ZE 02†											2.10	0.083	0.76	4.350	1.02	0.040	SPECIAL	D	SPECIAL
CIM012ZE 03†											3.10	0.122	0.49	2.820	1.37	0.054	SPECIAL	D	SPECIAL
CIM012ZE 04†											4.40	0.173	0.34	1.910	1.85	0.073	SPECIAL	D	SPECIAL
CIM012ZE 05†											6.30	0.248	0.23	1.290	2.59	0.102	SPECIAL	D	SPECIAL
CIM016ZF 01†	0.96	0.038	1.20	0.047	0.16	0.006	0.40	0.016	2.02	0.45	1.60	0.063	3.78	21.610	1.04	0.041	SPECIAL	D	SPECIAL
CIM016ZF 02†											2.20	0.087	2.41	13.750	1.37	0.054	SPECIAL	D	SPECIAL
CIM016ZF 03†											3.10	0.122	1.56	8.900	1.83	0.072	SPECIAL	D	SPECIAL
CIM016ZF 04†											4.40	0.173	1.06	6.050	2.49	0.098	SPECIAL	D	SPECIAL
CIM016ZF 05†											6.20	0.244	0.72	4.090	3.43	0.135	SPECIAL	D	SPECIAL
CI 006AA 01	1.02	0.040	1.19	0.047	0.15	0.006	0.53	0.021	1.93	0.43	2.54	0.100	1.56	8.920	1.30	0.051	C	D	H
CI 006AA 02											3.81	0.150	0.97	5.540	1.83	0.072	C	D	H
CI 006AA 03											5.08	0.200	0.70	4.020	2.34	0.092	C	D	H
CI 006AA 04											6.35	0.250	0.55	3.150	2.84	0.112	C	D	H
CI 006AA 05											7.62	0.300	0.45	2.590	3.35	0.132	C	D	H
CI 006AA 06					8.89	0.350	0.39	2.200	3.89	0.153	C	D	H						
CI 006AA 07					10.16	0.400	0.34	1.910	4.39	0.173	C	D	H						
CI 006AA 08					11.43	0.450	0.30	1.690	4.90	0.193	C	D	H						
CI 006AA 09					12.70	0.500	0.27	1.520	5.44	0.214	C	D	H						
CI 007AA 01					0.18	0.007	0.48	0.019	3.16	0.71	2.54	0.100	3.13	17.880	1.52	0.060	C	D	H
CI 007AA 02											3.81	0.150	1.92	10.950	2.16	0.085	C	D	H
CI 007AA 03											5.08	0.200	1.38	7.890	2.79	0.110	C	D	H
CI 007AA 04											6.35	0.250	1.08	6.170	3.43	0.135	C	D	H
CI 007AA 05											7.62	0.300	0.89	5.060	4.06	0.160	C	D	H
CI 007AA 06					8.89	0.350	0.75	4.290	4.67	0.184	C	D	H						
CI 007AA 07					10.16	0.400	0.65	3.730	5.31	0.209	C	D	H						
CI 007AA 08					11.43	0.450	0.58	3.290	5.94	0.234	C	D	H						
CI 007AA 09					12.70	0.500	0.52	2.950	6.58	0.259	C	D	H						
CIM010ZG 01†	1.10	0.043	1.40	0.055	0.10	0.004	0.70	0.028	0.40	0.09	2.00	0.079	0.30	1.690	0.66	0.026	SPECIAL	D	SPECIAL
CIM010ZG 02†											2.90	0.114	0.19	1.070	0.84	0.033	SPECIAL	D	SPECIAL
CIM010ZG 03†											4.40	0.173	0.12	0.700	1.14	0.045	SPECIAL	D	SPECIAL
CIM010ZG 04†											6.30	0.248	0.08	0.470	1.55	0.061	SPECIAL	D	SPECIAL
CIM010ZG 05†											9.20	0.362	0.06	0.320	2.16	0.085	SPECIAL	D	SPECIAL
CIM012ZH 01†	1.12	0.044	1.40	0.055	0.12	0.005	0.60	0.024	0.67	0.15	1.90	0.075	0.61	3.500	0.79	0.031	SPECIAL	D	SPECIAL
CIM012ZH 02†											2.70	0.106	0.39	2.230	1.02	0.040	SPECIAL	D	SPECIAL
CIM012ZH 03†											4.00	0.157	0.25	1.440	1.37	0.054	SPECIAL	D	SPECIAL
CIM012ZH 04†											5.80	0.228	0.17	0.980	1.85	0.073	SPECIAL	D	SPECIAL
CIM012ZH 05†											8.40	0.331	0.12	0.660	2.59	0.102	SPECIAL	D	SPECIAL

* Finish may be based on Pre-coated Tin wire, or Pre-coated Zinc wire, at Lee Spring's discretion.
 † Indicates DIN Compression Springs meeting the design parameters outlined in Standard DIN 2098

Spring rates and maximum loads relate only to music wire.
 When using stainless steel multiply by 0.833

COMPRESSION SPRINGS: INSTRUMENT SERIES



● End Coils Closed

● Music Wire (Plated*) or Stainless Steel (Passivated)

LEE STOCK NUMBER	OUTSIDE DIAMETER		TO WORK IN HOLE DIA. MIN		NOMINAL WIRE DIAMETER		TO WORK OVER ROD DIA. MAX		APPROXIMATE LOAD AT SOLID HEIGHT		NOMINAL FREE LENGTH		SPRING RATE		APPROXIMATE SOLID HEIGHT		PRICE GROUP		
	MM	IN	MM	IN	MM	IN	MM	IN	N	LB	MM	IN	N/MM	LB/IN	MM	IN	Music Wire	302 Stainless	316 Stainless
																	M	S	S316
CIM016ZJ 01†	1.16	0.046	1.40	0.055	0.16	0.006	0.60	0.024	1.60	0.36	1.90	0.075	1.94	11.060	1.04	0.041	SPECIAL	D	SPECIAL
CIM016ZJ 02†											2.70	0.106	1.23	7.040	1.37	0.054	SPECIAL	D	SPECIAL
CIM016ZJ 03†											3.80	0.150	0.80	4.550	1.83	0.072	SPECIAL	D	SPECIAL
CIM016ZJ 04†											5.40	0.213	0.54	3.100	2.49	0.098	SPECIAL	D	SPECIAL
CIM016ZJ 05†											7.80	0.307	0.37	2.090	3.43	0.135	SPECIAL	D	SPECIAL
CIM020ZK 01†	1.20	0.047	1.40	0.055	0.20	0.008	0.60	0.024	3.11	0.70	2.00	0.079	4.73	27.010	1.30	0.051	SPECIAL	D	SPECIAL
CIM020ZK 02†											2.70	0.106	3.01	17.190	1.70	0.067	SPECIAL	D	SPECIAL
CIM020ZK 03†											3.90	0.154	1.95	11.120	2.31	0.091	SPECIAL	D	SPECIAL
CIM020ZK 04†											5.50	0.217	1.32	7.560	3.10	0.122	SPECIAL	D	SPECIAL
CIM020ZK 05†											7.80	0.307	0.89	5.110	4.29	0.169	SPECIAL	D	SPECIAL
CIM010ZL 01†	1.30	0.051	1.60	0.063	0.10	0.004	0.80	0.031	0.33	0.07	2.60	0.102	0.17	0.980	0.66	0.026	SPECIAL	D	SPECIAL
CIM010ZL 02†											3.80	0.150	0.11	0.620	0.84	0.033	SPECIAL	D	SPECIAL
CIM010ZL 03†											5.80	0.228	0.07	0.400	1.14	0.045	SPECIAL	D	SPECIAL
CIM010ZL 04†											8.40	0.331	0.05	0.270	1.55	0.061	SPECIAL	D	SPECIAL
CIM010ZL 05†											12.20	0.480	0.03	0.180	2.16	0.085	SPECIAL	D	SPECIAL
CIM012ZM 01†	1.32	0.052	1.60	0.063	0.12	0.005	0.80	0.031	0.56	0.13	2.40	0.094	0.35	2.030	0.79	0.031	SPECIAL	D	SPECIAL
CIM012ZM 02†											3.50	0.138	0.23	1.290	1.02	0.040	SPECIAL	D	SPECIAL
CIM012ZM 03†											5.20	0.205	0.15	0.830	1.37	0.054	SPECIAL	D	SPECIAL
CIM012ZM 04†											7.50	0.295	0.10	0.570	1.85	0.073	SPECIAL	D	SPECIAL
CIM012ZM 05†											10.90	0.429	0.07	0.380	2.59	0.102	SPECIAL	D	SPECIAL
CIM016ZN 01†	1.36	0.054	1.60	0.063	0.16	0.006	0.80	0.031	1.30	0.29	2.20	0.087	1.12	6.400	1.04	0.041	SPECIAL	D	SPECIAL
CIM016ZN 02†											3.20	0.126	0.71	4.070	1.37	0.054	SPECIAL	D	SPECIAL
CIM016ZN 03†											4.70	0.185	0.46	2.640	1.83	0.072	SPECIAL	D	SPECIAL
CIM016ZN 04†											6.70	0.264	0.31	1.790	2.49	0.098	SPECIAL	D	SPECIAL
CIM016ZN 05†											9.70	0.382	0.21	1.210	3.43	0.135	SPECIAL	D	SPECIAL
CIM020ZA 01†	1.40	0.055	1.70	0.067	0.20	0.008	0.80	0.031	2.72	0.61	2.30	0.091	2.74	15.630	1.30	0.051	SPECIAL	D	SPECIAL
CIM020ZA 02†											3.20	0.126	1.81	10.350	1.70	0.067	SPECIAL	D	SPECIAL
CIM020ZA 03†											4.60	0.181	1.17	6.660	2.31	0.091	SPECIAL	D	SPECIAL
CIM020ZA 04†											6.50	0.256	0.80	4.570	3.10	0.122	SPECIAL	D	SPECIAL
CIM020ZA 05†											9.30	0.366	0.54	3.090	4.29	0.169	SPECIAL	D	SPECIAL
CIM020A 01	1.50	0.059	1.50	0.059	0.20	0.008	0.86	0.034	2.56	0.58	3.50	0.138	1.62	9.230	1.91	0.075	C	D	SPECIAL
CIM020A 02											5.00	0.197	1.06	6.070	2.59	0.102	C	D	SPECIAL
CIM020A 03											7.50	0.295	0.68	3.870	3.71	0.146	C	D	SPECIAL
CIM020A 04											10.00	0.394	0.50	2.840	4.85	0.191	C	D	SPECIAL
CIM020A 05											12.50	0.492	0.39	2.240	5.97	0.235	C	D	SPECIAL
CIM020A 06											15.00	0.591	0.32	1.850	7.09	0.279	C	D	SPECIAL
CIM020A 07											17.50	0.689	0.28	1.580	8.23	0.324	C	D	SPECIAL
CIM025A 01	0.25	0.010	0.76	0.030	5.16	1.16	3.50	0.138	4.56	26.040	2.36	0.093	C	D	SPECIAL				
CIM025A 02							5.00	0.197	2.95	16.820	3.25	0.128	C	D	SPECIAL				
CIM025A 03							7.50	0.295	1.85	10.580	4.72	0.186	C	D	SPECIAL				
CIM025A 04							10.00	0.394	1.35	7.720	6.17	0.243	C	D	SPECIAL				
CIM025A 05							12.50	0.492	1.06	6.070	7.65	0.301	C	D	SPECIAL				
CIM025A 06							15.00	0.591	0.88	5.010	9.12	0.359	C	D	SPECIAL				
CIM025A 07							17.50	0.689	0.75	4.260	10.57	0.416	C	D	SPECIAL				
CIM030A 01	0.30	0.012	0.66	0.026	9.21	2.07	3.50	0.138	11.64	66.460	2.72	0.107	D	E	SPECIAL				
CIM030A 02							5.00	0.197	7.37	42.060	3.76	0.148	D	E	SPECIAL				
CIM030A 03							7.50	0.295	4.57	26.090	5.49	0.216	D	E	SPECIAL				
CIM030A 04							10.00	0.394	3.31	18.910	7.21	0.284	D	E	SPECIAL				
CIM030A 05							12.50	0.492	2.60	14.830	8.94	0.352	D	E	SPECIAL				
CIM030A 06							15.00	0.591	2.14	12.200	10.69	0.421	D	E	SPECIAL				
CIM030A 07							17.50	0.689	1.81	10.360	12.42	0.489	D	E	SPECIAL				
CI 006A 01	1.45	0.057	1.60	0.063	0.15	0.006	1.02	0.040	1.33	0.30	3.18	0.125	0.67	3.800	1.04	0.041	C	D	H
CI 006A 02											4.78	0.188	0.42	2.400	1.37	0.054	C	D	H
CI 006A 03											6.35	0.250	0.32	1.800	1.68	0.066	C	D	H
CI 006A 04											7.95	0.313	0.25	1.400	2.06	0.081	C	D	H
CI 006A 05											9.53	0.375	0.19	1.100	2.44	0.096	C	D	H
CI 006A 06											11.13	0.438	0.18	1.000	2.74	0.108	C	D	H
CI 006A 07											12.70	0.500	0.16	0.900	3.05	0.120	C	D	H
CI 006A 08											14.30	0.563	0.12	0.700	3.91	0.154	C	D	H
CI 006A 09											15.88	0.625	0.11	0.600	4.42	0.174	C	D	H

* Finish may be based on Pre-coated Tin wire, or Pre-coated Zinc wire, at Lee Spring's discretion.
 † Indicates DIN Compression Springs meeting the design parameters outlined in Standard DIN 2098



COMPRESSION SPRINGS: INSTRUMENT SERIES

● End Coils Closed

● Music Wire (Plated*) or Stainless Steel (Passivated)

LEE STOCK NUMBER	OUTSIDE DIAMETER		TO WORK IN HOLE DIA. MIN		NOMINAL WIRE DIAMETER		TO WORK OVER ROD DIA. MAX		APPROXIMATE LOAD AT SOLID HEIGHT		NOMINAL FREE LENGTH		SPRING RATE		APPROXIMATE SOLID HEIGHT		PRICE GROUP		
	MM	IN	MM	IN	MM	IN	MM	IN	N	LB	MM	IN	N/MM	LB/IN	MM	IN	Music Wire	302 Stainless	316 Stainless
																	M	S	S316
CI 007A 01	1.45	0.057	1.60	0.063	0.18	0.007	0.97	0.038	2.22	0.50	3.18	0.125	1.21	6.900	1.30	0.051	C	D	H
CI 007A 02											4.78	0.188	0.72	4.100	1.78	0.070	C	D	H
CI 007A 03											6.35	0.250	0.53	3.000	2.29	0.090	C	D	H
CI 007A 04											7.95	0.313	0.42	2.400	2.67	0.105	C	D	H
CI 007A 05											9.53	0.375	0.37	2.100	3.02	0.119	C	D	H
CI 007A 06											11.13	0.438	0.30	1.700	3.56	0.140	C	D	H
CI 007A 07											12.70	0.500	0.26	1.500	4.01	0.158	C	D	H
CI 007A 08											14.30	0.563	0.23	1.300	4.39	0.173	C	D	H
CI 007A 09											15.88	0.625	0.19	1.100	5.05	0.199	C	D	H
CI 008A 01	1.60	0.063	1.98	0.078	0.20	0.008	0.91	0.036	3.56	0.80	3.18	0.125	2.03	11.600	1.52	0.060	C	D	H
CI 008A 02											4.78	0.188	1.33	7.600	2.03	0.080	C	D	H
CI 008A 03											6.35	0.250	0.91	5.200	2.64	0.104	C	D	H
CI 008A 04											7.95	0.313	0.70	4.000	3.25	0.128	C	D	H
CI 008A 05											9.53	0.375	0.60	3.400	3.76	0.148	C	D	H
CI 008A 06											11.13	0.438	0.49	2.800	4.37	0.172	C	D	H
CI 008A 07											12.70	0.500	0.42	2.400	4.98	0.196	C	D	H
CI 008A 08											14.30	0.563	0.39	2.200	5.33	0.210	C	D	H
CI 008A 09											15.88	0.625	0.35	2.000	6.17	0.243	C	D	H
CIM025ZP 01†	1.70	0.067	0.25	0.010	0.70	0.028	5.09	1.15	2.40	0.094	6.68	38.160	1.63	0.064	SPECIAL	E	SPECIAL		
CIM025ZP 02†											3.30	0.130	4.25	24.280	2.13	0.084	SPECIAL	E	SPECIAL
CIM025ZP 03†											4.70	0.185	2.75	15.710	2.87	0.113	SPECIAL	E	SPECIAL
CIM025ZP 04†											6.60	0.260	1.87	10.680	3.89	0.153	SPECIAL	E	SPECIAL
CIM025ZP 05†											9.40	0.370	1.26	7.220	5.38	0.212	SPECIAL	E	SPECIAL
CI 007AB 01	1.60	0.063	1.98	0.078	0.18	0.007	1.12	0.044	1.89	0.43	3.18	0.125	0.96	5.480	1.19	0.047	C	D	H
CI 007AB 02											4.78	0.188	0.60	3.410	1.60	0.063	C	D	H
CI 007AB 03											6.35	0.250	0.44	2.490	2.01	0.079	C	D	H
CI 007AB 04											7.95	0.313	0.34	1.950	2.41	0.095	C	D	H
CI 007AB 05											9.53	0.375	0.28	1.610	2.79	0.110	C	D	H
CI 007AB 06											11.13	0.438	0.24	1.370	3.20	0.126	C	D	H
CI 007AB 07											12.70	0.500	0.21	1.190	3.61	0.142	C	D	H
CI 007AB 08											14.30	0.563	0.18	1.050	4.01	0.158	C	D	H
CI 007AB 09											15.88	0.625	0.17	0.940	4.39	0.173	C	D	H
CI 008AB 01	1.60	0.063	1.98	0.078	0.20	0.008	1.07	0.042	3.80	0.85	3.18	0.125	2.02	11.550	1.30	0.051	C	D	H
CI 008AB 02											4.78	0.188	1.25	7.110	1.71	0.068	C	D	H
CI 008AB 03											6.35	0.250	0.90	5.160	2.12	0.084	C	D	H
CI 008AB 04											7.95	0.313	0.71	4.040	2.54	0.100	C	D	H
CI 008AB 05											9.53	0.375	0.58	3.320	2.95	0.116	C	D	H
CI 008AB 06											11.13	0.438	0.49	2.820	3.37	0.133	C	D	H
CI 008AB 07											12.70	0.500	0.43	2.450	3.78	0.149	C	D	H
CI 008AB 08											14.30	0.563	0.38	2.160	4.20	0.165	C	D	H
CI 008AB 09											15.88	0.625	0.34	1.940	4.61	0.182	C	D	H
CI 009AB 01	1.60	0.063	1.98	0.078	0.23	0.009	1.02	0.040	4.18	0.94	3.18	0.125	2.68	15.320	1.63	0.064	C	D	H
CI 009AB 02											4.78	0.188	1.63	9.330	2.21	0.087	C	D	H
CI 009AB 03											6.35	0.250	1.18	6.730	2.82	0.111	C	D	H
CI 009AB 04											7.95	0.313	0.92	5.250	3.40	0.134	C	D	H
CI 009AB 05											9.53	0.375	0.76	4.310	3.99	0.157	C	D	H
CI 009AB 06											11.13	0.438	0.64	3.650	4.60	0.181	C	D	H
CI 009AB 07											12.70	0.500	0.56	3.170	5.18	0.204	C	D	H
CI 009AB 08											14.30	0.563	0.49	2.800	5.79	0.228	C	D	H
CI 009AB 09											15.88	0.625	0.44	2.510	6.38	0.251	C	D	H
CI 010AB 01	1.60	0.063	1.98	0.078	0.25	0.010	0.97	0.038	5.84	1.31	3.18	0.125	4.28	24.420	1.80	0.071	D	E	J
CI 010AB 02											4.78	0.188	2.57	14.680	2.51	0.099	D	E	J
CI 010AB 03											6.35	0.250	1.85	10.540	3.20	0.126	D	E	J
CI 010AB 04											7.95	0.313	1.44	8.200	3.89	0.153	D	E	J
CI 010AB 05											9.53	0.375	1.18	6.720	4.57	0.180	D	E	J
CI 010AB 06											11.13	0.438	1.00	5.690	5.26	0.207	D	E	J
CI 010AB 07											12.70	0.500	0.86	4.940	5.94	0.234	D	E	J
CI 010AB 08											14.30	0.563	0.76	4.350	6.63	0.261	D	E	J
CI 010AB 09											15.88	0.625	0.68	3.900	7.32	0.288	D	E	J

* Finish may be based on Pre-coated Tin wire, or Pre-coated Zinc wire, at Lee Spring's discretion.
 † Indicates DIN Compression Springs meeting the design parameters outlined in Standard DIN 2098

Spring rates and maximum loads relate only to music wire.
 When using stainless steel multiply by 0.833

COMPRESSION SPRINGS: INSTRUMENT SERIES



● End Coils Closed

● Music Wire (Plated*) or Stainless Steel (Passivated)

LEE STOCK NUMBER	OUTSIDE DIAMETER		TO WORK IN HOLE DIA. MIN		NOMINAL WIRE DIAMETER		TO WORK OVER ROD DIA. MAX		APPROXIMATE LOAD AT SOLID HEIGHT		NOMINAL FREE LENGTH		SPRING RATE		APPROXIMATE SOLID HEIGHT		PRICE GROUP		
	MM	IN	MM	IN	MM	IN	MM	IN	N	LB	MM	IN	N/MM	LB/IN	MM	IN	Music Wire	302 Stainless	316 Stainless
																	M	S	S316
CIM012ZQ 01†	1.72	0.068	2.10	0.083	0.12	0.005	1.20	0.047	0.42	0.09	3.60	0.142	0.15	0.850	0.79	0.031	SPECIAL	E	SPECIAL
CIM012ZQ 02†											5.40	0.213	0.10	0.540	1.02	0.040	SPECIAL	E	SPECIAL
CIM012ZQ 03†											8.20	0.323	0.06	0.350	1.37	0.054	SPECIAL	E	SPECIAL
CIM012ZQ 04†											11.80	0.465	0.04	0.240	1.85	0.073	SPECIAL	E	SPECIAL
CIM012ZQ 05†											17.40	0.685	0.03	0.160	2.59	0.102	SPECIAL	E	SPECIAL
CIM016ZR 01†	1.76	0.069	2.10	0.083	0.16	0.006	1.10	0.043	1.00	0.23	3.10	0.122	0.47	2.700	1.04	0.041	SPECIAL	E	SPECIAL
CIM016ZR 02†											4.70	0.185	0.30	1.720	1.37	0.054	SPECIAL	E	SPECIAL
CIM016ZR 03†											7.00	0.276	0.19	1.110	1.83	0.072	SPECIAL	E	SPECIAL
CIM016ZR 04†											10.00	0.394	0.13	0.760	2.49	0.098	SPECIAL	E	SPECIAL
CIM016ZR 05†											14.60	0.575	0.09	0.510	3.43	0.135	SPECIAL	E	SPECIAL
CIM020ZS 01†	1.80	0.071	2.10	0.083	0.20	0.008	1.10	0.043	1.98	0.45	3.00	0.118	1.15	6.590	1.30	0.051	SPECIAL	E	SPECIAL
CIM020ZS 02†											4.40	0.173	0.73	4.200	1.70	0.067	SPECIAL	E	SPECIAL
CIM020ZS 03†											6.40	0.252	0.48	2.720	2.31	0.091	SPECIAL	E	SPECIAL
CIM020ZS 04†											9.20	0.362	0.32	1.850	3.10	0.122	SPECIAL	E	SPECIAL
CIM020ZS 05†											13.30	0.524	0.22	1.250	4.29	0.169	SPECIAL	E	SPECIAL
CIM025ZT 01†	1.85	0.073	2.10	0.083	0.25	0.010	1.10	0.043	3.86	0.87	3.00	0.118	2.82	16.100	1.63	0.064	SPECIAL	E	SPECIAL
CIM025ZT 02†											4.30	0.169	1.79	10.240	2.13	0.084	SPECIAL	E	SPECIAL
CIM025ZT 03†											6.20	0.244	1.16	6.630	2.87	0.113	SPECIAL	E	SPECIAL
CIM025ZT 04†											8.70	0.343	0.79	4.510	3.89	0.153	SPECIAL	E	SPECIAL
CIM025ZT 05†											12.50	0.492	0.53	3.050	5.38	0.212	SPECIAL	E	SPECIAL
CIM032ZU 01†	1.92	0.076	2.20	0.087	0.32	0.013	1.00	0.039	8.04	1.81	3.10	0.122	7.57	43.210	2.08	0.082	SPECIAL	E	SPECIAL
CIM032ZU 02†											4.40	0.173	4.82	27.500	2.72	0.107	SPECIAL	E	SPECIAL
CIM032ZU 03†											6.30	0.248	3.12	17.790	3.68	0.145	SPECIAL	E	SPECIAL
CIM032ZU 04†											8.70	0.343	2.12	12.100	4.95	0.195	SPECIAL	E	SPECIAL
CIM032ZU 05†											12.50	0.492	1.43	8.180	6.88	0.271	SPECIAL	E	SPECIAL
CIM020AA 01	2.00	0.079	2.13	0.084	0.20	0.008	1.47	0.058	1.70	0.38	3.50	0.138	0.80	4.560	1.37	0.054	C	D	SPECIAL
CIM020AA 02											5.00	0.197	0.53	3.000	1.78	0.070	C	D	SPECIAL
CIM020AA 03											7.50	0.295	0.33	1.910	2.44	0.096	C	D	SPECIAL
CIM020AA 04											10.00	0.394	0.25	1.400	3.10	0.122	C	D	SPECIAL
CIM020AA 05											12.50	0.492	0.19	1.110	3.76	0.148	C	D	SPECIAL
CIM020AA 06											15.00	0.591	0.16	0.920	4.42	0.174	C	D	SPECIAL
CIM020AA 07											17.50	0.689	0.14	0.780	5.08	0.200	C	D	SPECIAL
CIM025AA 01					0.25	0.010	1.37	0.054	3.37	0.76	3.50	0.138	1.97	11.260	1.80	0.071	C	D	SPECIAL
CIM025AA 02					5.00	0.197	1.27	7.270	2.36	0.093	C	D	SPECIAL						
CIM025AA 03					7.50	0.295	0.80	4.570	3.30	0.130	C	D	SPECIAL						
CIM025AA 04					10.00	0.394	0.58	3.340	4.24	0.167	C	D	SPECIAL						
CIM025AA 05					12.50	0.492	0.46	2.630	5.18	0.204	C	D	SPECIAL						
CIM025AA 06					15.00	0.591	0.38	2.160	6.12	0.241	C	D	SPECIAL						
CIM025AA 07					17.50	0.689	0.32	1.840	7.06	0.278	C	D	SPECIAL						
CIM025AA 08	20.00	0.787	0.28	1.600	8.00	0.315	C	D	SPECIAL										
CIM030AA 01	0.30	0.012	1.27	0.050	5.91	1.33	3.50	0.138	4.42	25.250	2.16	0.085	D	E	SPECIAL				
CIM030AA 02							5.00	0.197	2.80	15.980	2.90	0.114	D	E	SPECIAL				
CIM030AA 03							7.50	0.295	1.74	9.910	4.09	0.161	D	E	SPECIAL				
CIM030AA 04							10.00	0.394	1.26	7.190	5.31	0.209	D	E	SPECIAL				
CIM030AA 05							12.50	0.492	0.99	5.640	6.50	0.256	D	E	SPECIAL				
CIM030AA 06							15.00	0.591	0.81	4.630	7.72	0.304	D	E	SPECIAL				
CIM030AA 07							17.50	0.689	0.69	3.940	8.92	0.351	D	E	SPECIAL				
CIM030AA 08							20.00	0.787	0.60	3.420	10.13	0.399	D	E	SPECIAL				
CIM016AB 01†	2.16	0.085	2.50	0.098	0.16	0.006	1.50	0.059	0.80	0.18	4.30	0.169	0.24	1.380	1.04	0.041	SPECIAL	E	SPECIAL
CIM016AB 02†											6.50	0.256	0.15	0.880	1.37	0.054	SPECIAL	E	SPECIAL
CIM016AB 03†											9.80	0.386	0.10	0.570	1.83	0.072	SPECIAL	E	SPECIAL
CIM016AB 04†											14.20	0.559	0.07	0.390	2.49	0.098	SPECIAL	E	SPECIAL
CIM016AB 05†											20.90	0.823	0.05	0.260	3.43	0.135	SPECIAL	E	SPECIAL
CIM020AC 01†	2.20	0.087	2.60	0.102	0.20	0.008	1.50	0.059	1.56	0.35	4.00	0.157	0.59	3.380	1.30	0.051	SPECIAL	E	SPECIAL
CIM020AC 02†											5.90	0.232	0.38	2.150	1.70	0.067	SPECIAL	E	SPECIAL
CIM020AC 03†											8.70	0.343	0.24	1.390	2.31	0.091	SPECIAL	E	SPECIAL
CIM020AC 04†											12.60	0.496	0.17	0.940	3.10	0.122	SPECIAL	E	SPECIAL
CIM020AC 05†											18.30	0.720	0.11	0.640	4.29	0.169	SPECIAL	E	SPECIAL

* Finish may be based on Pre-coated Tin wire, or Pre-coated Zinc wire, at Lee Spring's discretion.
 † Indicates DIN Compression Springs meeting the design parameters outlined in Standard DIN 2098



COMPRESSION SPRINGS: INSTRUMENT SERIES

● End Coils Closed

● Music Wire (Plated*) or Stainless Steel (Passivated)

LEE STOCK NUMBER	OUTSIDE DIAMETER		TO WORK IN HOLE DIA. MIN		NOMINAL WIRE DIAMETER		TO WORK OVER ROD DIA. MAX		APPROXIMATE LOAD AT SOLID HEIGHT		NOMINAL FREE LENGTH		SPRING RATE		APPROXIMATE SOLID HEIGHT		PRICE GROUP		
	MM	IN	MM	IN	MM	IN	MM	IN	N	LB	MM	IN	N/MM	LB/IN	MM	IN	Music Wire	302 Stainless	316 Stainless
																	M	S	S316
CI 008B 01	2.24	0.088	2.39	0.094	0.20	0.008	1.68	0.066	2.00	0.45	3.18	0.125	0.96	5.500	1.07	0.042	C	D	H
CI 008B 02											4.78	0.188	0.61	3.500	1.32	0.052	C	D	H
CI 008B 03											6.35	0.250	0.42	2.400	1.63	0.064	C	D	H
CI 008B 04											7.95	0.313	0.35	2.000	1.83	0.072	C	D	H
CI 008B 05											9.53	0.375	0.25	1.400	2.34	0.092	C	D	H
CI 008B 06											11.13	0.438	0.23	1.300	2.44	0.096	C	D	H
CI 008B 07											12.70	0.500	0.19	1.100	2.79	0.110	C	D	H
CI 008B 08											14.30	0.563	0.18	1.000	3.05	0.120	C	D	H
CI 008B 09											15.88	0.625	0.16	0.900	3.56	0.140	C	D	H
CI 008B 10											17.48	0.688	0.15	0.840	3.63	0.143	C	D	H
CI 008B 11											19.05	0.750	0.13	0.770	3.91	0.154	C	D	H
CI 010B 01	2.25	0.089	2.40	0.094	0.25	0.010	1.60	0.063	3.56	0.80	3.18	0.125	2.22	12.700	1.40	0.055	D	E	J
CI 010B 02											4.78	0.188	1.23	7.000	1.91	0.075	D	E	J
CI 010B 03											6.35	0.250	0.91	5.200	2.29	0.090	D	E	J
CI 010B 04											7.95	0.313	0.70	4.000	2.74	0.108	D	E	J
CI 010B 05											9.53	0.375	0.58	3.300	3.18	0.125	D	E	J
CI 010B 06											11.13	0.438	0.51	2.900	3.51	0.138	D	E	J
CI 010B 07											12.70	0.500	0.44	2.500	3.94	0.155	D	E	J
CI 010B 08											14.30	0.563	0.39	2.200	4.37	0.172	D	E	J
CI 010B 09											15.88	0.625	0.32	1.800	5.21	0.205	D	E	J
CI 010B 10											17.48	0.688	0.30	1.700	5.74	0.226	D	E	J
CI 010B 11											19.05	0.750	0.28	1.600	6.05	0.238	D	E	J
CI 010B 12											22.23	0.875	0.26	1.500	6.50	0.256	D	E	J
CI 010B 13											25.40	1.000	0.23	1.300	7.14	0.281	D	E	J
CI 012B 01	2.25	0.089	2.40	0.094	0.30	0.012	1.50	0.059	6.23	1.40	3.18	0.125	4.55	26.000	1.75	0.069	D	E	J
CI 012B 02											4.78	0.188	2.63	15.000	2.36	0.093	D	E	J
CI 012B 03											6.35	0.250	1.93	11.000	2.90	0.114	D	E	J
CI 012B 04											7.95	0.313	1.49	8.500	3.51	0.138	D	E	J
CI 012B 05											9.53	0.375	1.17	6.700	4.11	0.162	D	E	J
CI 012B 06											11.13	0.438	1.02	5.800	4.65	0.183	D	E	J
CI 012B 07											12.70	0.500	0.88	5.000	5.18	0.204	D	E	J
CI 012B 08											14.30	0.563	0.79	4.500	5.74	0.226	D	E	J
CI 012B 09											15.88	0.625	0.68	3.900	6.35	0.250	D	E	J
CI 012B 10											19.05	0.750	0.53	3.000	8.00	0.315	D	E	J
CI 012B 11											22.23	0.875	0.49	2.800	9.02	0.355	D	E	J
CI 012B 12											25.40	1.000	0.42	2.400	10.24	0.403	D	E	J
CIM025B 01	2.25	0.089	2.40	0.094	0.25	0.010	1.63	0.064	3.56	0.80	3.50	0.138	1.75	10.000	1.60	0.063	C	D	SPECIAL
CIM025B 02											5.00	0.197	1.12	6.400	2.01	0.079	C	D	SPECIAL
CIM025B 03											6.50	0.256	0.84	4.800	2.39	0.094	C	D	SPECIAL
CIM025B 04											8.00	0.315	0.67	3.800	2.79	0.110	C	D	SPECIAL
CIM025B 05											9.50	0.374	0.54	3.100	3.20	0.126	C	D	SPECIAL
CIM025B 06											11.00	0.433	0.47	2.700	3.61	0.142	C	D	SPECIAL
CIM025B 07											12.50	0.492	0.40	2.300	3.99	0.157	C	D	SPECIAL
CIM025B 08											14.00	0.551	0.37	2.100	4.45	0.175	C	D	SPECIAL
CIM025B 09											15.50	0.610	0.33	1.900	4.85	0.191	C	D	SPECIAL
CIM025B 10											17.00	0.669	0.30	1.700	5.26	0.207	C	D	SPECIAL
CIM025B 11											19.00	0.748	0.26	1.500	5.84	0.230	C	D	SPECIAL
CIM025BA 01†	2.32	0.091	2.60	0.102	0.25	0.010	1.50	0.059	3.04	0.68	3.70	0.146	1.44	8.240	1.63	0.064	SPECIAL	E	SPECIAL
CIM025BA 02†											5.50	0.217	0.92	5.240	2.13	0.084	SPECIAL	E	SPECIAL
CIM025BA 03†											8.00	0.315	0.59	3.390	2.87	0.113	SPECIAL	E	SPECIAL
CIM025BA 04†											11.40	0.449	0.40	2.310	3.89	0.153	SPECIAL	E	SPECIAL
CIM025BA 05†											16.60	0.654	0.27	1.560	5.38	0.212	SPECIAL	E	SPECIAL
CIM032BB 01†	2.32	0.091	2.60	0.102	0.32	0.013	1.40	0.055	6.36	1.43	3.70	0.146	3.87	22.120	2.08	0.082	SPECIAL	E	SPECIAL
CIM032BB 02†											5.30	0.209	2.47	14.080	2.72	0.107	SPECIAL	E	SPECIAL
CIM032BB 03†											7.70	0.303	1.60	9.110	3.68	0.145	SPECIAL	E	SPECIAL
CIM032BB 04†											10.90	0.429	1.08	6.190	4.95	0.195	SPECIAL	E	SPECIAL
CIM032BB 05†											15.60	0.614	0.73	4.190	6.88	0.271	SPECIAL	E	SPECIAL

* Finish may be based on Pre-coated Tin wire, or Pre-coated Zinc wire, at Lee Spring's discretion.
 † Indicates DIN Compression Springs meeting the design parameters outlined in Standard DIN 2098

Spring rates and maximum loads relate only to music wire.
 When using stainless steel multiply by 0.833

COMPRESSION SPRINGS: INSTRUMENT SERIES



● End Coils Closed

● Music Wire (Plated*) or Stainless Steel (Passivated)

LEE STOCK NUMBER	OUTSIDE DIAMETER		TO WORK IN HOLE DIA. MIN		NOMINAL WIRE DIAMETER		TO WORK OVER ROD DIA. MAX		APPROXIMATE LOAD AT SOLID HEIGHT		NOMINAL FREE LENGTH		SPRING RATE		APPROXIMATE SOLID HEIGHT		PRICE GROUP		
	MM	IN	MM	IN	MM	IN	MM	IN	N	LB	MM	IN	N/MM	LB/IN	MM	IN	Music Wire	302 Stainless	316 Stainless
																	M	S	S316
CI 008BC 01	2.39	0.094	2.77	0.109	0.20	0.008	1.78	0.070	1.81	0.41	3.18	0.125	0.84	4.800	1.02	0.040	C	D	H
CI 008BC 02											4.78	0.188	0.52	2.950	1.27	0.050	C	D	H
CI 008BC 03											6.35	0.250	0.38	2.140	1.52	0.060	C	D	H
CI 008BC 04											7.95	0.313	0.29	1.680	1.78	0.070	C	D	H
CI 008BC 05											9.53	0.375	0.24	1.380	2.03	0.080	C	D	H
CI 008BC 06											11.13	0.438	0.21	1.170	2.29	0.090	C	D	H
CI 008BC 07											12.70	0.500	0.18	1.020	2.54	0.100	C	D	H
CI 008BC 08											14.30	0.563	0.16	0.900	2.79	0.110	C	D	H
CI 008BC 09											15.88	0.625	0.14	0.810	3.05	0.120	C	D	H
CI 010BC 01	2.40	0.094	2.80	0.110	0.25	0.010	1.73	0.068	3.84	0.86	3.18	0.125	2.09	11.950	1.34	0.053	D	E	J
CI 010BC 02											4.78	0.188	1.26	7.190	1.70	0.067	D	E	J
CI 010BC 03											6.35	0.250	0.90	5.160	2.07	0.081	D	E	J
CI 010BC 04											7.95	0.313	0.71	4.050	2.42	0.095	D	E	J
CI 010BC 05											9.53	0.375	0.59	3.350	2.76	0.109	D	E	J
CI 010BC 06											11.13	0.438	0.50	2.860	3.10	0.122	D	E	J
CI 010BC 07											12.70	0.500	0.44	2.510	3.42	0.135	D	E	J
CI 010BC 08											14.30	0.563	0.39	2.210	3.78	0.149	D	E	J
CI 010BC 09											15.88	0.625	0.35	1.980	4.13	0.163	D	E	J
CI 012BC 01	2.40	0.094	2.80	0.110	0.30	0.012	1.63	0.064	6.79	1.53	3.18	0.125	4.43	25.280	1.64	0.065	D	E	J
CI 012BC 02											4.78	0.188	2.59	14.800	2.14	0.084	D	E	J
CI 012BC 03											6.35	0.250	1.86	10.610	2.62	0.103	D	E	J
CI 012BC 04											7.95	0.313	1.44	8.200	3.12	0.123	D	E	J
CI 012BC 05											9.53	0.375	1.17	6.700	3.61	0.142	D	E	J
CI 012BC 06											11.13	0.438	0.99	5.650	4.10	0.162	D	E	J
CI 012BC 07											12.70	0.500	0.86	4.890	4.59	0.181	D	E	J
CI 012BC 08											14.30	0.563	0.75	4.310	5.09	0.200	D	E	J
CI 012BC 09											15.88	0.625	0.68	3.860	5.58	0.220	D	E	J
CI 012BC 10											17.48	0.688	0.61	3.480	6.07	0.239	D	E	J
CI 012BC 11											19.05	0.750	0.55	3.140	6.63	0.261	D	E	J
CI 012BC 12											22.23	0.875	0.47	2.670	7.63	0.300	D	E	J
CI 012BC 13											25.40	1.000	0.41	2.330	8.62	0.339	D	E	J
CIM040BC 01†	2.50	0.098	2.62	0.103	0.41	0.016	1.30	0.051	9.63	2.16	3.50	0.138	9.46	53.990	2.59	0.102	D	E	SPECIAL
CIM040BC 02†											5.00	0.197	6.02	34.360	3.40	0.134	D	E	SPECIAL
CIM040BC 03†											7.00	0.276	3.89	22.230	4.60	0.181	D	E	SPECIAL
CIM040BC 04†											10.00	0.394	2.65	15.120	6.20	0.244	D	E	SPECIAL
CIM040BC 05†											14.00	0.551	1.79	10.220	8.61	0.339	D	E	SPECIAL
CIM025C 01	2.50	0.098	2.62	0.103	0.25	0.010	1.85	0.073	2.64	0.59	3.50	0.138	1.32	7.550	1.50	0.059	C	D	SPECIAL
CIM025C 02											5.00	0.197	0.85	4.880	1.91	0.075	C	D	SPECIAL
CIM025C 03											7.50	0.295	0.54	3.070	2.59	0.102	C	D	SPECIAL
CIM025C 04											10.00	0.394	0.39	2.240	3.25	0.128	C	D	SPECIAL
CIM025C 05											12.50	0.492	0.31	1.760	3.94	0.155	C	D	SPECIAL
CIM025C 06											15.00	0.591	0.25	1.450	4.62	0.182	C	D	SPECIAL
CIM025C 07											17.50	0.689	0.22	1.230	5.28	0.208	C	D	SPECIAL
CIM025C 08											20.00	0.787	0.19	1.070	5.97	0.235	C	D	SPECIAL
CIM025C 09											22.50	0.886	0.17	0.950	6.65	0.262	C	D	SPECIAL
CIM025C 10											25.00	0.984	0.15	0.850	7.32	0.288	C	D	SPECIAL
CIM030C 01	2.50	0.098	2.62	0.103	0.30	0.012	1.75	0.069	4.61	1.04	5.00	0.197	1.77	10.090	2.39	0.094	D	E	SPECIAL
CIM030C 02											7.50	0.295	1.10	6.260	3.30	0.130	D	E	SPECIAL
CIM030C 03											10.00	0.394	0.79	4.540	4.19	0.165	D	E	SPECIAL
CIM030C 04											12.50	0.492	0.62	3.560	5.11	0.201	D	E	SPECIAL
CIM030C 05											15.00	0.591	0.51	2.930	6.02	0.237	D	E	SPECIAL
CIM030C 06											17.50	0.689	0.44	2.480	6.91	0.272	D	E	SPECIAL
CIM030C 07											20.00	0.787	0.38	2.160	7.82	0.308	D	E	SPECIAL
CIM030C 08											22.50	0.886	0.33	1.910	8.71	0.343	D	E	SPECIAL
CIM030C 09											25.00	0.984	0.30	1.710	9.63	0.379	D	E	SPECIAL

* Finish may be based on Pre-coated Tin wire, or Pre-coated Zinc wire, at Lee Spring's discretion.
 † Indicates DIN Compression Springs meeting the design parameters outlined in Standard DIN 2098



COMPRESSION SPRINGS: INSTRUMENT SERIES

● End Coils Closed

● Music Wire (Plated*) or Stainless Steel (Passivated)

LEE STOCK NUMBER	OUTSIDE DIAMETER		TO WORK IN HOLE DIA. MIN		NOMINAL WIRE DIAMETER		TO WORK OVER ROD DIA. MAX		APPROXIMATE LOAD AT SOLID HEIGHT		NOMINAL FREE LENGTH		SPRING RATE		APPROXIMATE SOLID HEIGHT		PRICE GROUP		
	MM	IN	MM	IN	MM	IN	MM	IN	N	LB	MM	IN	N/MM	LB/IN	MM	IN	Music Wire	302 Stainless	316 Stainless
																	M	S	S316
CI 008C 01	2.59	0.102	2.77	0.109	0.20	0.008	1.98	0.078	1.65	0.37	6.35	0.250	0.33	1.910	1.40	0.055	C	D	H
CI 008C 02											7.95	0.313	0.26	1.490	1.63	0.064	C	D	H
CI 008C 03											9.53	0.375	0.22	1.230	1.83	0.072	C	D	H
CI 008C 04											11.13	0.438	0.18	1.040	2.06	0.081	C	D	H
CI 008C 05											12.70	0.500	0.16	0.910	2.26	0.089	C	D	H
CI 008C 06											14.30	0.563	0.14	0.800	2.49	0.098	C	D	H
CI 008C 07											15.88	0.625	0.13	0.720	2.69	0.106	C	D	H
CI 008C 08											19.05	0.750	0.10	0.600	3.15	0.124	C	D	H
CI 008C 09											22.23	0.875	0.09	0.510	3.58	0.141	C	D	H
CI 008C 10											25.40	1.000	0.08	0.440	4.01	0.158	C	D	H
CI 010C 01					0.25	0.010	1.93	0.076	3.11	0.70	6.35	0.250	0.72	4.100	2.03	0.080	D	E	J
CI 010C 02											7.95	0.313	0.56	3.200	2.39	0.094	D	E	J
CI 010C 03											9.53	0.375	0.46	2.600	2.72	0.107	D	E	J
CI 010C 04											11.13	0.438	0.39	2.200	3.07	0.121	D	E	J
CI 010C 05											12.70	0.500	0.33	1.900	3.43	0.135	D	E	J
CI 010C 06											14.30	0.563	0.30	1.700	3.78	0.149	D	E	J
CI 010C 07											15.88	0.625	0.26	1.500	4.14	0.163	D	E	J
CI 010C 08											19.05	0.750	0.21	1.200	4.83	0.190	D	E	J
CI 010C 09											22.23	0.875	0.19	1.100	5.54	0.218	D	E	J
CI 010C 10											25.40	1.000	0.16	0.900	6.25	0.246	D	E	J
CI 011C 01					0.28	0.011	1.88	0.074	4.45	1.00	6.35	0.250	1.07	6.100	2.24	0.088	D	E	J
CI 011C 02											7.95	0.313	0.82	4.700	2.64	0.104	D	E	J
CI 011C 03											9.53	0.375	0.68	3.900	3.02	0.119	D	E	J
CI 011C 04											11.13	0.438	0.58	3.300	3.43	0.135	D	E	J
CI 011C 05											12.70	0.500	0.49	2.800	3.81	0.150	D	E	J
CI 011C 06											14.30	0.563	0.44	2.500	4.22	0.166	D	E	J
CI 011C 07											15.88	0.625	0.39	2.200	4.62	0.182	D	E	J
CI 011C 08											19.05	0.750	0.32	1.800	5.41	0.213	D	E	J
CI 011C 09											22.23	0.875	0.28	1.600	6.20	0.244	D	E	J
CI 011C 10											25.40	1.000	0.25	1.400	6.99	0.275	D	E	J
CI 012C 01					0.30	0.012	1.85	0.073	5.56	1.25	6.35	0.250	1.49	8.500	2.57	0.101	D	E	J
CI 012C 02											7.95	0.313	1.10	6.300	3.05	0.120	D	E	J
CI 012C 03											9.53	0.375	0.91	5.200	3.53	0.139	D	E	J
CI 012C 04											11.13	0.438	0.77	4.400	4.01	0.158	D	E	J
CI 012C 05											12.70	0.500	0.67	3.800	4.47	0.176	D	E	J
CI 012C 06											14.30	0.563	0.58	3.300	4.95	0.195	D	E	J
CI 012C 07											15.88	0.625	0.53	3.000	5.44	0.214	D	E	J
CI 012C 08											19.05	0.750	0.44	2.500	6.38	0.251	D	E	J
CI 012C 09											22.23	0.875	0.37	2.100	7.34	0.289	D	E	J
CI 012C 10											25.40	1.000	0.32	1.800	8.28	0.326	D	E	J
CIM020CA 01†	2.70	0.106	3.10	0.122	0.20	0.008	2.00	0.079	1.25	0.28	5.40	0.213	0.30	1.730	1.30	0.051	SPECIAL	E	SPECIAL
CIM020CA 02†											8.20	0.323	0.19	1.100	1.70	0.067	SPECIAL	E	SPECIAL
CIM020CA 03†											12.40	0.488	0.12	0.710	2.31	0.091	SPECIAL	E	SPECIAL
CIM020CA 04†											17.90	0.705	0.08	0.480	3.10	0.122	SPECIAL	E	SPECIAL
CIM020CA 05†											26.20	1.031	0.06	0.330	4.29	0.169	SPECIAL	E	SPECIAL
CIM025CB 01†	2.75	0.108	3.10	0.122	0.25	0.010	1.90	0.075	2.45	0.55	4.90	0.193	0.74	4.220	1.63	0.064	SPECIAL	E	SPECIAL
CIM025CB 02†											7.30	0.287	0.47	2.690	2.13	0.084	SPECIAL	E	SPECIAL
CIM025CB 03†											10.90	0.429	0.30	1.740	2.87	0.113	SPECIAL	E	SPECIAL
CIM025CB 04†											15.70	0.618	0.21	1.180	3.89	0.153	SPECIAL	E	SPECIAL
CIM025CB 05†											22.90	0.902	0.14	0.800	5.38	0.212	SPECIAL	E	SPECIAL
CIM032CC 01†	2.82	0.111	3.10	0.122	0.32	0.013	1.90	0.075	5.15	1.16	4.70	0.185	1.98	11.330	2.08	0.082	SPECIAL	E	SPECIAL
CIM032CC 02†											6.80	0.268	1.26	7.210	2.72	0.107	SPECIAL	E	SPECIAL
CIM032CC 03†											10.00	0.394	0.82	4.660	3.68	0.145	SPECIAL	E	SPECIAL
CIM032CC 04†											14.20	0.559	0.56	3.170	4.95	0.195	SPECIAL	E	SPECIAL
CIM032CC 05†											20.60	0.811	0.38	2.140	6.88	0.271	SPECIAL	E	SPECIAL
CIM040CD 01†	2.90	0.114	3.30	0.130	0.41	0.016	1.80	0.071	9.07	2.04	4.30	0.169	4.84	27.650	2.59	0.102	D	E	SPECIAL
CIM040CD 02†											6.30	0.248	3.08	17.590	3.40	0.134	D	E	SPECIAL
CIM040CD 03†											9.10	0.358	1.99	11.380	4.60	0.181	D	E	SPECIAL
CIM040CD 04†											13.00	0.512	1.36	7.740	6.20	0.244	D	E	SPECIAL
CIM040CD 05†											18.50	0.728	0.92	5.230	8.61	0.339	D	E	SPECIAL

* Finish may be based on Pre-coated Tin wire, or Pre-coated Zinc wire, at Lee Spring's discretion.
 † Indicates DIN Compression Springs meeting the design parameters outlined in Standard DIN 2098

Spring rates and maximum loads relate only to music wire.
 When using stainless steel multiply by 0.833

COMPRESSION SPRINGS: INSTRUMENT SERIES



● End Coils Closed

● Music Wire (Plated*) or Stainless Steel (Passivated)

LEE STOCK NUMBER	OUTSIDE DIAMETER		TO WORK IN HOLE DIA. MIN		NOMINAL WIRE DIAMETER		TO WORK OVER ROD DIA. MAX		APPROXIMATE LOAD AT SOLID HEIGHT		NOMINAL FREE LENGTH		SPRING RATE		APPROXIMATE SOLID HEIGHT		PRICE GROUP		
	MM	IN	MM	IN	MM	IN	MM	IN	N	LB	MM	IN	N/MM	LB/IN	MM	IN	Music Wire	302 Stainless	316 Stainless
																	M	S	S316
CIM025D 01	3.00	0.118	3.12	0.123	0.25	0.010	2.29	0.090	2.15	0.48	7.50	0.295	0.40	2.270	2.08	0.082	C	D	SPECIAL
CIM025D 02											10.00	0.394	0.29	1.660	2.59	0.102	C	D	SPECIAL
CIM025D 03											12.50	0.492	0.23	1.300	3.07	0.121	C	D	SPECIAL
CIM025D 04											15.00	0.591	0.19	1.080	3.58	0.141	C	D	SPECIAL
CIM025D 05											17.50	0.689	0.16	0.910	4.06	0.160	C	D	SPECIAL
CIM025D 06											20.00	0.787	0.14	0.800	4.57	0.180	C	D	SPECIAL
CIM025D 07											22.50	0.886	0.12	0.700	5.05	0.199	C	D	SPECIAL
CIM025D 08											25.00	0.984	0.11	0.630	5.56	0.219	C	D	SPECIAL
CIM025D 09											27.50	1.083	0.10	0.570	6.05	0.238	C	D	SPECIAL
CIM025D 10											30.00	1.181	0.09	0.520	6.55	0.258	C	D	SPECIAL
CIM030D 01	3.05	0.120	3.18	0.125	0.30	0.012	2.21	0.087	3.74	0.84	7.50	0.295	0.78	4.450	2.69	0.106	D	E	SPECIAL
CIM030D 02											10.00	0.394	0.56	3.230	3.38	0.133	D	E	SPECIAL
CIM030D 03											12.50	0.492	0.44	2.530	4.06	0.160	D	E	SPECIAL
CIM030D 04											15.00	0.591	0.36	2.080	4.75	0.187	D	E	SPECIAL
CIM030D 05											17.50	0.689	0.31	1.770	5.41	0.213	D	E	SPECIAL
CIM030D 06											20.00	0.787	0.27	1.540	6.10	0.240	D	E	SPECIAL
CIM030D 07											22.50	0.886	0.24	1.360	6.78	0.267	D	E	SPECIAL
CIM030D 08											25.00	0.984	0.21	1.220	7.47	0.294	D	E	SPECIAL
CIM030D 09											27.50	1.083	0.19	1.100	8.13	0.320	D	E	SPECIAL
CIM030D 10											30.00	1.181	0.18	1.010	8.81	0.347	D	E	SPECIAL
CI 010D 01	3.05	0.120	3.18	0.125	0.25	0.010	2.34	0.092	2.67	0.60	6.35	0.250	0.56	3.200	1.70	0.067	D	E	J
CI 010D 02											7.95	0.313	0.44	2.500	1.96	0.077	D	E	J
CI 010D 03											9.53	0.375	0.37	2.100	2.21	0.087	D	E	J
CI 010D 04											11.13	0.438	0.30	1.700	2.49	0.098	D	E	J
CI 010D 05											12.70	0.500	0.26	1.500	2.74	0.108	D	E	J
CI 010D 06											14.30	0.563	0.23	1.300	3.00	0.118	D	E	J
CI 010D 07											15.88	0.625	0.21	1.200	3.25	0.128	D	E	J
CI 010D 08											19.05	0.750	0.18	1.000	3.78	0.149	D	E	J
CI 010D 09											22.23	0.875	0.14	0.800	4.29	0.169	D	E	J
CI 010D 10											25.40	1.000	0.12	0.700	4.80	0.189	D	E	J
CI 010D 11											28.58	1.125	0.11	0.650	5.31	0.209	D	E	J
CI 010D 12											31.75	1.250	0.10	0.580	5.87	0.231	D	E	J
CI 010D 13											38.10	1.500	0.08	0.480	6.93	0.273	D	E	J
CI 011D 01	3.05	0.120	3.18	0.125	0.28	0.011	2.29	0.090	3.78	0.85	6.35	0.250	0.84	4.800	1.88	0.074	D	E	J
CI 011D 02											7.95	0.313	0.65	3.700	2.18	0.086	D	E	J
CI 011D 03											9.53	0.375	0.53	3.000	2.46	0.097	D	E	J
CI 011D 04											11.13	0.438	0.46	2.600	2.77	0.109	D	E	J
CI 011D 05											12.70	0.500	0.39	2.200	3.05	0.120	D	E	J
CI 011D 06											14.30	0.563	0.35	2.000	3.35	0.132	D	E	J
CI 011D 07											15.88	0.625	0.32	1.800	3.63	0.143	D	E	J
CI 011D 08											19.05	0.750	0.25	1.400	4.24	0.167	D	E	J
CI 011D 09											22.23	0.875	0.21	1.200	4.83	0.190	D	E	J
CI 011D 10											25.40	1.000	0.19	1.100	5.41	0.213	D	E	J
CI 012D 01	3.05	0.120	3.18	0.125	0.30	0.012	2.24	0.088	4.89	1.10	6.35	0.250	1.14	6.500	2.13	0.084	D	E	J
CI 012D 02											7.95	0.313	0.89	5.100	2.46	0.097	D	E	J
CI 012D 03											9.53	0.375	0.72	4.100	2.82	0.111	D	E	J
CI 012D 04											11.13	0.438	0.61	3.500	3.18	0.125	D	E	J
CI 012D 05											12.70	0.500	0.53	3.000	3.51	0.138	D	E	J
CI 012D 06											14.30	0.563	0.47	2.700	3.86	0.152	D	E	J
CI 012D 07											15.88	0.625	0.42	2.400	4.19	0.165	D	E	J
CI 012D 7A											17.48	0.688	0.37	2.100	4.62	0.182	D	E	J
CI 012D 08											19.05	0.750	0.35	2.000	4.90	0.193	D	E	J
CI 012D 8A											20.65	0.813	0.32	1.800	5.26	0.207	D	E	J
CI 012D 09											22.23	0.875	0.30	1.700	5.59	0.220	D	E	J
CI 012D 9A											23.83	0.938	0.26	1.500	6.12	0.241	D	E	J
CI 012D 10											25.40	1.000	0.26	1.500	6.27	0.247	D	E	J
CI 012D 11	28.58	1.125	0.23	1.300	6.91	0.272	D	E	J										
CI 012D 12	31.75	1.250	0.21	1.200	7.39	0.291	D	E	J										
CI 012D 13	38.10	1.500	0.18	1.000	8.69	0.342	D	E	J										

* Finish may be based on Pre-coated Tin wire, or Pre-coated Zinc wire, at Lee Spring's discretion.
 † Indicates DIN Compression Springs meeting the design parameters outlined in Standard DIN 2098



COMPRESSION SPRINGS: INSTRUMENT SERIES

● End Coils Closed

● Music Wire (Plated*) or Stainless Steel (Passivated)

LEE STOCK NUMBER	OUTSIDE DIAMETER		TO WORK IN HOLE DIA. MIN		NOMINAL WIRE DIAMETER		TO WORK OVER ROD DIA. MAX		APPROXIMATE LOAD AT SOLID HEIGHT		NOMINAL FREE LENGTH		SPRING RATE		APPROXIMATE SOLID HEIGHT		PRICE GROUP		
	MM	IN	MM	IN	MM	IN	MM	IN	N	LB	MM	IN	N/MM	LB/IN	MM	IN	Music Wire	302 Stainless	316 Stainless
																	M	S	S316
CIM025DA 01†	3.45	0.136	4.00	0.157	0.25	0.010	2.50	0.098	1.92	0.43	7.10	0.280	0.35	2.010	1.63	0.064	SPECIAL	E	SPECIAL
CIM025DA 02†											10.70	0.421	0.22	1.280	2.13	0.084	SPECIAL	E	SPECIAL
CIM025DA 03†											16.10	0.634	0.15	0.830	2.87	0.113	SPECIAL	E	SPECIAL
CIM025DA 04†											23.30	0.917	0.10	0.560	3.89	0.153	SPECIAL	E	SPECIAL
CIM025DA 05†											34.10	1.343	0.07	0.380	5.38	0.212	SPECIAL	E	SPECIAL
CIM032DB 01†	3.52	0.139	4.00	0.157	0.32	0.013	2.40	0.094	4.00	0.90	6.30	0.248	0.95	5.400	2.08	0.082	SPECIAL	E	SPECIAL
CIM032DB 02†											9.40	0.370	0.60	3.440	2.72	0.107	SPECIAL	E	SPECIAL
CIM032DB 03†											14.00	0.551	0.39	2.220	3.68	0.145	SPECIAL	E	SPECIAL
CIM032DB 04†											20.10	0.791	0.26	1.510	4.95	0.195	SPECIAL	E	SPECIAL
CIM032DB 05†											29.30	1.154	0.18	1.020	6.88	0.271	SPECIAL	E	SPECIAL
CIM040DC 01†	3.60	0.142	4.00	0.157	0.41	0.016	2.50	0.098	7.20	1.62	5.60	0.220	2.31	13.180	2.59	0.102	D	E	SPECIAL
CIM040DC 02†											8.30	0.327	1.47	8.390	3.40	0.134	D	E	SPECIAL
CIM040DC 03†											12.00	0.472	0.95	5.430	4.60	0.181	D	E	SPECIAL
CIM040DC 04†											17.50	0.689	0.65	3.690	6.20	0.244	D	E	SPECIAL
CIM040DC 05†											25.50	1.004	0.44	2.490	8.61	0.339	D	E	SPECIAL
CI 010DE 01	3.96	0.156	4.37	0.172	0.25	0.010	3.20	0.126	1.94	0.44	6.35	0.250	0.39	2.200	1.32	0.052	D	E	J
CI 010DE 02											7.95	0.313	0.30	1.710	1.47	0.058	D	E	J
CI 010DE 03											9.53	0.375	0.25	1.400	1.63	0.064	D	E	J
CI 010DE 04											11.13	0.438	0.21	1.190	1.80	0.071	D	E	J
CI 010DE 05											12.70	0.500	0.18	1.030	1.96	0.077	D	E	J
CI 010DE 06											14.30	0.563	0.16	0.910	2.11	0.083	D	E	J
CI 010DE 07											15.88	0.625	0.14	0.810	2.26	0.089	D	E	J
CI 010DE 08											19.05	0.750	0.12	0.670	2.59	0.102	D	E	J
CI 010DE 09											22.23	0.875	0.10	0.570	2.90	0.114	D	E	J
CI 010DE 10											25.40	1.000	0.09	0.500	3.23	0.127	D	E	J
CI 011DE 01					0.28	0.011	3.18	0.125	2.60	0.58	6.35	0.250	0.54	3.080	1.54	0.061	D	E	J
CI 011DE 02											7.95	0.313	0.42	2.390	1.73	0.068	D	E	J
CI 011DE 03											9.53	0.375	0.34	1.950	1.92	0.076	D	E	J
CI 011DE 04											11.13	0.438	0.29	1.650	2.12	0.083	D	E	J
CI 011DE 05											12.70	0.500	0.25	1.430	2.31	0.091	D	E	J
CI 011DE 06											14.30	0.563	0.22	1.260	2.51	0.099	D	E	J
CI 011DE 07											15.88	0.625	0.20	1.130	2.70	0.106	D	E	J
CI 011DE 08											19.05	0.750	0.16	0.930	3.09	0.122	D	E	J
CI 011DE 09											22.23	0.875	0.14	0.790	3.47	0.137	D	E	J
CI 011DE 10											25.40	1.000	0.12	0.690	3.86	0.152	D	E	J
CI 012DE 01	0.30	0.012	3.12	0.123	3.40	0.76	6.35	0.250	0.73	4.150	1.68	0.066	D	E	J				
CI 012DE 02							7.95	0.313	0.56	3.210	1.91	0.075	D	E	J				
CI 012DE 03							9.53	0.375	0.46	2.620	2.13	0.084	D	E	J				
CI 012DE 04							11.13	0.438	0.39	2.210	2.36	0.093	D	E	J				
CI 012DE 05							12.70	0.500	0.34	1.920	2.57	0.101	D	E	J				
CI 012DE 06							14.30	0.563	0.30	1.690	2.79	0.110	D	E	J				
CI 012DE 07							15.88	0.625	0.26	1.510	3.02	0.119	D	E	J				
CI 012DE 08							19.05	0.750	0.22	1.250	3.45	0.136	D	E	J				
CI 012DE 09							22.23	0.875	0.19	1.060	3.91	0.154	D	E	J				
CI 012DE 10							25.40	1.000	0.16	0.920	4.37	0.172	D	E	J				
CI 013DE 01	0.33	0.013	3.07	0.121	4.31	0.97	6.35	0.250	0.96	5.490	1.88	0.074	D	E	J				
CI 013DE 02							9.53	0.375	0.60	3.450	2.39	0.094	D	E	J				
CI 013DE 03							12.70	0.500	0.44	2.510	2.92	0.115	D	E	J				
CI 013DE 04							15.88	0.625	0.35	1.980	3.43	0.135	D	E	J				
CI 013DE 05							19.05	0.750	0.29	1.630	3.96	0.156	D	E	J				
CI 013DE 06							25.40	1.000	0.21	1.210	5.00	0.197	D	E	J				
CIM032DF 01†	4.32	0.170	4.80	0.189	0.32	0.013	3.20	0.126	3.20	0.72	8.70	0.343	0.48	2.770	2.08	0.082	SPECIAL	E	SPECIAL
CIM032DF 02†											13.10	0.516	0.31	1.760	2.72	0.107	SPECIAL	E	SPECIAL
CIM032DF 03†											19.80	0.780	0.20	1.140	3.68	0.145	SPECIAL	E	SPECIAL
CIM032DF 04†											28.60	1.126	0.14	0.770	4.95	0.195	SPECIAL	E	SPECIAL
CIM032DF 05†											41.90	1.650	0.09	0.520	6.88	0.271	SPECIAL	E	SPECIAL
CIM040DG 01†	4.40	0.173	5.00	0.197	0.40	0.016	3.20	0.126	5.72	1.29	7.50	0.295	1.18	6.750	2.59	0.102	D	E	SPECIAL
CIM040DG 02†											11.00	0.433	0.75	4.300	3.40	0.134	D	E	SPECIAL
CIM040DG 03†											16.50	0.650	0.49	2.780	4.60	0.181	D	E	SPECIAL
CIM040DG 04†											24.00	0.945	0.33	1.890	6.20	0.244	D	E	SPECIAL
CIM040DG 05†											35.50	1.398	0.22	1.280	8.61	0.339	D	E	SPECIAL

* Finish may be based on Pre-coated Tin wire, or Pre-coated Zinc wire, at Lee Spring's discretion.
 † Indicates DIN Compression Springs meeting the design parameters outlined in Standard DIN 2098

Spring rates and maximum loads relate only to music wire.
 When using stainless steel multiply by 0.833

COMPRESSION SPRINGS: INSTRUMENT SERIES



● End Coils Closed

● Music Wire (Plated*) or Stainless Steel (Passivated)

LEE STOCK NUMBER	OUTSIDE DIAMETER		TO WORK IN HOLE DIA. MIN		NOMINAL WIRE DIAMETER		TO WORK OVER ROD DIA. MAX		APPROXIMATE LOAD AT SOLID HEIGHT		NOMINAL FREE LENGTH		SPRING RATE		APPROXIMATE SOLID HEIGHT		PRICE GROUP		
	MM	IN	MM	IN	MM	IN	MM	IN	N	LB	MM	IN	N/MM	LB/IN	MM	IN	Music Wire	302 Stainless	316 Stainless
																	M	S	S316
CI 010E 01	4.57	0.180	4.78	0.188	0.25	0.010	3.76	0.148	1.79	0.40	6.35	0.250	0.34	1.970	1.17	0.046	D	E	J
CI 010E 02											7.95	0.313	0.27	1.530	1.27	0.050	D	E	J
CI 010E 03											9.53	0.375	0.22	1.260	1.37	0.054	D	E	J
CI 010E 04											11.13	0.438	0.19	1.060	1.50	0.059	D	E	J
CI 010E 05											12.70	0.500	0.16	0.920	1.60	0.063	D	E	J
CI 010E 06											14.30	0.563	0.14	0.810	1.73	0.068	D	E	J
CI 010E 07											15.88	0.625	0.13	0.730	1.83	0.072	D	E	J
CI 010E 08											19.05	0.750	0.11	0.600	2.06	0.081	D	E	J
CI 010E 09											22.23	0.875	0.09	0.510	2.29	0.090	D	E	J
CI 010E 10											25.40	1.000	0.08	0.450	2.49	0.098	D	E	J
CI 010E 11											31.75	1.250	0.06	0.360	2.95	0.116	D	E	J
CI 010E 12											38.10	1.500	0.05	0.290	3.40	0.134	D	E	J
CI 012E 01					0.30	0.012	3.68	0.145	3.07	0.69	6.35	0.250	0.67	3.800	1.52	0.060	D	E	J
CI 012E 02											7.95	0.313	0.49	2.800	1.68	0.066	D	E	J
CI 012E 03											9.53	0.375	0.40	2.300	1.85	0.073	D	E	J
CI 012E 04											11.13	0.438	0.33	1.900	2.01	0.079	D	E	J
CI 012E 05											12.70	0.500	0.30	1.700	2.18	0.086	D	E	J
CI 012E 06											14.30	0.563	0.26	1.500	2.34	0.092	D	E	J
CI 012E 07											15.88	0.625	0.23	1.300	2.51	0.099	D	E	J
CI 012E 08											19.05	0.750	0.19	1.100	2.84	0.112	D	E	J
CI 012E 09											22.23	0.875	0.16	0.900	3.18	0.125	D	E	J
CI 012E 10											25.40	1.000	0.14	0.800	3.53	0.139	D	E	J
CI 012E 11											31.75	1.250	0.11	0.600	4.19	0.165	D	E	J
CI 012E 12											38.10	1.500	0.09	0.500	4.85	0.191	D	E	J
CI 013E 01					0.33	0.013	3.66	0.144	3.78	0.85	6.35	0.250	0.81	4.600	1.70	0.067	D	E	J
CI 013E 02											7.95	0.313	0.61	3.500	1.91	0.075	D	E	J
CI 013E 03											9.53	0.375	0.51	2.900	2.11	0.083	D	E	J
CI 013E 04											11.13	0.438	0.42	2.400	2.31	0.091	D	E	J
CI 013E 05											12.70	0.500	0.37	2.100	2.51	0.099	D	E	J
CI 013E 06											14.30	0.563	0.33	1.900	2.72	0.107	D	E	J
CI 013E 07											15.88	0.625	0.30	1.700	2.92	0.115	D	E	J
CI 013E 08											19.05	0.750	0.25	1.400	3.30	0.130	D	E	J
CI 013E 09											22.23	0.875	0.21	1.200	3.71	0.146	D	E	J
CI 013E 10											25.40	1.000	0.18	1.000	4.11	0.162	D	E	J
CI 013E 11											31.75	1.250	0.14	0.800	4.93	0.194	D	E	J
CI 013E 12											38.10	1.500	0.12	0.700	5.74	0.226	D	E	J
CI 010EF 01	4.78	0.188	5.16	0.203	0.25	0.010	3.96	0.156	1.47	0.33	6.35	0.250	0.28	1.620	1.17	0.046	D	E	J
CI 010EF 02											7.95	0.313	0.22	1.260	1.30	0.051	D	E	J
CI 010EF 03											9.53	0.375	0.18	1.040	1.42	0.056	D	E	J
CI 010EF 04											11.13	0.438	0.15	0.880	1.52	0.060	D	E	J
CI 010EF 05											12.70	0.500	0.13	0.760	1.65	0.065	D	E	J
CI 010EF 06											14.30	0.563	0.12	0.670	1.78	0.070	D	E	J
CI 010EF 07											15.88	0.625	0.11	0.600	1.88	0.074	D	E	J
CI 010EF 08											19.05	0.750	0.09	0.500	2.13	0.084	D	E	J
CI 010EF 09											22.23	0.875	0.07	0.420	2.36	0.093	D	E	J
CI 010EF 10											25.40	1.000	0.06	0.370	2.59	0.102	D	E	J
CI 010EF 11											31.75	1.250	0.05	0.290	3.07	0.121	D	E	J
CI 010EF 12											34.93	1.375	0.05	0.270	3.30	0.130	D	E	J
CI 010EF 13											38.10	1.500	0.04	0.240	3.53	0.139	D	E	J
CI 010EF 14											44.45	1.750	0.04	0.210	4.01	0.158	D	E	J
CI 011EF 01					0.28	0.011	3.99	0.157	1.61	0.36	6.35	0.250	0.33	1.870	1.42	0.056	D	E	J
CI 011EF 02											7.95	0.313	0.25	1.450	1.60	0.063	D	E	J
CI 011EF 03											9.53	0.375	0.21	1.190	1.78	0.070	D	E	J
CI 011EF 04											11.13	0.438	0.18	1.010	1.93	0.076	D	E	J
CI 011EF 05											12.70	0.500	0.15	0.880	2.11	0.083	D	E	J
CI 011EF 06											14.30	0.563	0.14	0.770	2.29	0.090	D	E	J
CI 011EF 07											15.88	0.625	0.12	0.690	2.44	0.096	D	E	J
CI 011EF 08											19.05	0.750	0.10	0.570	2.77	0.109	D	E	J
CI 011EF 09											22.23	0.875	0.09	0.490	3.12	0.123	D	E	J
CI 011EF 10											25.40	1.000	0.07	0.420	3.45	0.136	D	E	J
CI 011EF 11											31.75	1.250	0.06	0.340	4.11	0.162	D	E	J

* Finish may be based on Pre-coated Tin wire, or Pre-coated Zinc wire, at Lee Spring's discretion.
 † Indicates DIN Compression Springs meeting the design parameters outlined in Standard DIN 2098



COMPRESSION SPRINGS: INSTRUMENT SERIES

● End Coils Closed

● Music Wire (Plated*) or Stainless Steel (Passivated)

LEE STOCK NUMBER	OUTSIDE DIAMETER		TO WORK IN HOLE DIA. MIN		NOMINAL WIRE DIAMETER		TO WORK OVER ROD DIA. MAX		APPROXIMATE LOAD AT SOLID HEIGHT		NOMINAL FREE LENGTH		SPRING RATE		APPROXIMATE SOLID HEIGHT		PRICE GROUP								
	MM	IN	MM	IN	MM	IN	MM	IN	N	LB	MM	IN	N/MM	LB/IN	MM	IN	Music Wire	302 Stainless	316 Stainless						
																	M	S	S316						
CI 011EF 12	4.78	0.188	5.16	0.203	0.28	0.011	3.99	0.157	1.61	0.36	34.93	1.375	0.05	0.310	4.47	0.176	D	E	J						
CI 011EF 13											38.10	1.500	0.05	0.280	4.80	0.189	D	E	J						
CI 011EF 14											44.45	1.750	0.04	0.240	5.46	0.215	D	E	J						
CI 012EF 01											0.30	0.012	3.94	0.155	1.55	0.35	6.35	0.250	0.35	1.970	1.86	0.073	D	E	J
CI 012EF 02											7.95	0.313	0.28	1.610	2.06	0.081	D	E	J						
CI 012EF 03											9.53	0.375	0.23	1.310	2.31	0.091	D	E	J						
CI 012EF 04											11.13	0.438	0.19	1.110	2.57	0.101	D	E	J						
CI 012EF 05											12.70	0.500	0.17	0.960	2.82	0.111	D	E	J						
CI 012EF 06											14.30	0.563	0.15	0.850	3.08	0.121	D	E	J						
CI 012EF 07											15.88	0.625	0.13	0.760	3.33	0.131	D	E	J						
CI 012EF 08											19.05	0.750	0.11	0.620	3.84	0.151	D	E	J						
CI 012EF 09											22.23	0.875	0.09	0.530	4.34	0.171	D	E	J						
CI 012EF 10											25.40	1.000	0.08	0.460	4.85	0.191	D	E	J						
CI 012EF 11											31.75	1.250	0.06	0.370	5.86	0.231	D	E	J						
CI 012EF 12	34.93	1.375	0.06	0.330	6.37	0.251	D	E	J																
CI 012EF 13	38.10	1.500	0.05	0.300	6.88	0.271	D	E	J																
CI 012EF 14	44.45	1.750	0.05	0.260	7.89	0.311	D	E	J																
CI 013EF 01	0.33	0.013	3.84	0.151	4.07	0.92	6.35	0.250	0.85	4.870	1.58	0.062	D	E	J										
CI 013EF 02							7.95	0.313	0.66	3.750	1.74	0.069	D	E	J										
CI 013EF 03							9.53	0.375	0.54	3.060	1.91	0.075	D	E	J										
CI 013EF 04							11.13	0.438	0.45	2.580	2.08	0.082	D	E	J										
CI 013EF 05							12.70	0.500	0.39	2.230	2.24	0.088	D	E	J										
CI 013EF 06							14.30	0.563	0.34	1.960	2.41	0.095	D	E	J										
CI 013EF 07							15.88	0.625	0.31	1.750	2.57	0.101	D	E	J										
CI 013EF 08							19.05	0.750	0.25	1.450	2.90	0.114	D	E	J										
CI 013EF 09							22.23	0.875	0.22	1.230	3.23	0.127	D	E	J										
CI 013EF 10							25.40	1.000	0.19	1.070	3.56	0.140	D	E	J										
CI 013EF 11							31.75	1.250	0.15	0.850	4.22	0.166	D	E	J										
CI 013EF 12							34.93	1.375	0.13	0.770	4.55	0.179	D	E	J										
CIM040EG 01†	5.40	0.213	6.00	0.236	0.40	0.016	4.10	0.161	4.85	1.09	10.50	0.413	0.61	3.460	2.59	0.102	D	E	SPECIAL						
CIM040EG 02†											16.00	0.630	0.39	2.200	3.40	0.134	D	E	SPECIAL						
CIM040EG 03†											24.00	0.945	0.25	1.420	4.60	0.181	D	E	SPECIAL						
CIM040EG 04†											35.00	1.378	0.17	0.970	6.20	0.244	D	E	SPECIAL						
CIM040EG 05†											53.00	2.087	0.11	0.650	8.61	0.339	D	E	SPECIAL						
CI 010EG 01	5.54	0.218	5.94	0.234	0.25	0.010	4.72	0.186	1.09	0.25	6.35	0.250	0.21	1.190	1.12	0.044	D	E	J						
CI 010EG 02											7.95	0.313	0.16	0.920	1.22	0.048	D	E	J						
CI 010EG 03											9.53	0.375	0.13	0.760	1.32	0.052	D	E	J						
CI 010EG 04											11.13	0.438	0.11	0.640	1.42	0.056	D	E	J						
CI 010EG 05											12.70	0.500	0.10	0.560	1.52	0.060	D	E	J						
CI 010EG 06											14.30	0.563	0.09	0.490	1.63	0.064	D	E	J						
CI 010EG 07											15.88	0.625	0.08	0.440	1.73	0.068	D	E	J						
CI 010EG 08											19.05	0.750	0.06	0.360	1.93	0.076	D	E	J						
CI 010EG 09											22.23	0.875	0.05	0.310	2.13	0.084	D	E	J						
CI 010EG 10											25.40	1.000	0.05	0.270	2.34	0.092	D	E	J						
CI 010EG 11											31.75	1.250	0.04	0.210	2.74	0.108	D	E	J						
CI 010EG 12											38.10	1.500	0.03	0.180	3.15	0.124	D	E	J						
CI 010EG 13											44.45	1.750	0.03	0.150	3.56	0.140	D	E	J						
CI 011EG 01	0.28	0.011	4.70	0.185	1.40	0.31	6.35	0.250	0.28	1.570	1.27	0.050	D	E	J										
CI 011EG 02							7.95	0.313	0.21	1.220	1.40	0.055	D	E	J										
CI 011EG 03							9.53	0.375	0.18	1.000	1.52	0.060	D	E	J										
CI 011EG 04							11.13	0.438	0.15	0.850	1.65	0.065	D	E	J										
CI 011EG 05							12.70	0.500	0.13	0.730	1.78	0.070	D	E	J										
CI 011EG 06							14.30	0.563	0.11	0.650	1.91	0.075	D	E	J										
CI 011EG 07							15.88	0.625	0.10	0.580	2.03	0.080	D	E	J										
CI 011EG 08							19.05	0.750	0.08	0.480	2.29	0.090	D	E	J										
CI 011EG 09							22.23	0.875	0.07	0.410	2.54	0.100	D	E	J										
CI 011EG 10							25.40	1.000	0.06	0.360	2.77	0.109	D	E	J										
CI 011EG 11							31.75	1.250	0.05	0.280	3.28	0.129	D	E	J										
CI 011EG 12							38.10	1.500	0.04	0.240	3.78	0.149	D	E	J										
CI 011EG 13							44.45	1.750	0.04	0.200	4.29	0.169	D	E	J										

* Finish may be based on Pre-coated Tin wire, or Pre-coated Zinc wire, at Lee Spring's discretion.
 † Indicates DIN Compression Springs meeting the design parameters outlined in Standard DIN 2098

Spring rates and maximum loads relate only to music wire.
 When using stainless steel multiply by 0.833

COMPRESSION SPRINGS: INSTRUMENT SERIES



● End Coils Closed

● Music Wire (Plated*) or Stainless Steel (Passivated)

LEE STOCK NUMBER	OUTSIDE DIAMETER		TO WORK IN HOLE DIA. MIN		NOMINAL WIRE DIAMETER		TO WORK OVER ROD DIA. MAX		APPROXIMATE LOAD AT SOLID HEIGHT		NOMINAL FREE LENGTH		SPRING RATE		APPROXIMATE SOLID HEIGHT		PRICE GROUP		
																	Music Wire	302 Stainless	316 Stainless
	MM	IN	MM	IN	MM	IN	MM	IN	N	LB	MM	IN	N/MM	LB/IN	MM	IN	M	S	S316
CI 012EG 01	5.54	0.218	5.94	0.234	0.30	0.012	4.60	0.181	2.49	0.56	6.35	0.250	0.49	2.810	1.30	0.051	D	E	J
CI 012EG 02											7.95	0.313	0.38	2.170	1.42	0.056	D	E	J
CI 012EG 03											9.53	0.375	0.31	1.770	1.52	0.060	D	E	J
CI 012EG 04											11.13	0.438	0.26	1.500	1.65	0.065	D	E	J
CI 012EG 05											12.70	0.500	0.23	1.300	1.75	0.069	D	E	J
CI 012EG 06											14.30	0.563	0.20	1.140	1.85	0.073	D	E	J
CI 012EG 07											15.88	0.625	0.18	1.020	1.98	0.078	D	E	J
CI 012EG 08											19.05	0.750	0.15	0.840	2.21	0.087	D	E	J
CI 012EG 09											22.23	0.875	0.13	0.720	2.44	0.096	D	E	J
CI 012EG 10											25.40	1.000	0.11	0.620	2.64	0.104	D	E	J
CI 012EG 11											31.75	1.250	0.09	0.500	3.10	0.122	D	E	J
CI 012EG 12											38.10	1.500	0.07	0.410	3.56	0.140	D	E	J
CI 012EG 13											44.45	1.750	0.06	0.350	4.01	0.158	D	E	J
CI 013EG 01					0.33	0.013	4.65	0.183	1.90	0.43	6.35	0.250	0.41	2.350	1.74	0.068	D	E	J
CI 013EG 02					7.95	0.313					0.32	1.810	1.95	0.077	D	E	J		
CI 013EG 03					9.53	0.375					0.26	1.480	2.16	0.085	D	E	J		
CI 013EG 04					11.13	0.438					0.22	1.240	2.38	0.094	D	E	J		
CI 013EG 05					12.70	0.500					0.19	1.080	2.59	0.102	D	E	J		
CI 013EG 06					14.30	0.563					0.17	0.950	2.80	0.110	D	E	J		
CI 013EG 07					15.88	0.625					0.15	0.850	3.02	0.119	D	E	J		
CI 013EG 08					19.05	0.750					0.12	0.700	3.44	0.136	D	E	J		
CI 013EG 09					22.23	0.875					0.10	0.590	3.87	0.152	D	E	J		
CI 013EG 10					25.40	1.000					0.09	0.520	4.30	0.169	D	E	J		
CI 013EG 11					31.75	1.250					0.07	0.410	5.15	0.203	D	E	J		
CI 013EG 12					38.10	1.500					0.06	0.340	6.00	0.236	D	E	J		
CI 013EG 13					44.45	1.750					0.05	0.290	6.85	0.270	D	E	J		

* Finish may be based on Pre-coated Tin wire, or Pre-coated Zinc wire, at Lee Spring's discretion.
 † Indicates DIN Compression Springs meeting the design parameters outlined in Standard DIN 2098

CUSTOM SPRINGS TO YOUR SPECIFICATIONS



- Engineering Support From Design Through Production
- Extensive Material and Finish Options
- Global Manufacturing and Distribution
- CAD Assisted Product Design
- Governmental & Industrial Regulatory Expertise
- Prototypes Through Large Production Runs

ISO 9001
Registered

ROHS
COMPLIANT

Lee Spring offers design and manufacturing of custom springs to meet your detailed specifications or physical requirements. Work with a Lee Spring Engineer to help resolve design issues, selection of materials and finishes and ensuring the spring design is optimized for your application.

From prototypes through large scale production runs, Lee Spring provides the engineering and manufacturing support you deserve.



COMPRESSION SPRINGS: STANDARD SERIES

Guide to using tables

Wire Diameter
in ascending order of size, within each group of outside diameters.

Maximum Rod Diameter
over which the spring will effectively operate, allowing for working conditions and manufacturing tolerances.

Load at Solid Height
the load or force required to bring all coils into contact (See note 5).

Lee Stock Number
Please add suffix **M** for Music Wire, **S** for Stainless Steel or **S316** for Type 316 Stainless, when ordering.

Outside Diameter
arranged through the pages in ascending order of size.

Minimum Hole Diameter
required for the effective operation of the spring, allowing for manufacturing tolerances and normal working conditions.

COMPRESSION SPRINGS: STANDARD SERIES

● End Coils Closed and Ground Square ● Music Wire (Plated) or Stainless Steel (Passivated)

PART NUMBER	OUTSIDE DIAMETER		TO WORK IN HOLE DIA.		NOMINAL WIRE DIAMETER		TO WORK OVER ROD DIA. MAX		APPROXIMATE LOAD AT SOLID HEIGHT		NOMINAL FREE LENGTH		SPRING RATE		APPROXIMATE SOLID HEIGHT		PRICE GROUP		
	MM	IN	MM	IN	MM	IN	MM	IN	N	LB	MM	IN	N/MM	LB/IN	MM	IN	M	S	S316
LCM305A 01	3.00	0.118	3.40	0.126	0.35	0.014	2.10	0.083	8.14	1.83	6.50	0.256	1.91	10.88	2.39	0.09	C	E	SPECIAL
LCM305A 02											8.00	0.315	1.51	8.65	2.79	0.110	C	E	SPECIAL
LCM305A 03											9.50	0.374	1.26	7.17	3.20	0.126	C	E	SPECIAL
LCM305A 04											11.00	0.433	1.07	6.13	3.61	0.142	C	E	SPECIAL
LCM305A 05											12.50	0.492	0.94	5.35	3.99	0.157	C	E	SPECIAL
LCM305A 06											14.00	0.551	0.83	4.75	4.39	0.173	D	F	SPECIAL
LCM305A 07											15.50	0.610	0.75	4.27	4.79	0.189	D	F	SPECIAL
LCM305A 08											17.00	0.669	0.68	3.87	5.20	0.207	D	F	SPECIAL
LCM305A 09											19.00	0.748	0.60	3.45	5.73	0.228	G	H	SPECIAL
LCM305A 10											25.00	0.984	0.46	2.60	7.30	0.291	E	G	SPECIAL
LCM305A 11											27.50	1.083	0.41	2.36	8.15	0.321	F	H	SPECIAL
LCM305A 12											30.00	1.181	0.38	2.15	8.84	0.348	F	H	SPECIAL
LCM305A 13											40.00	1.575	0.28	1.61	11.61	0.457	F	H	SPECIAL
LCM305A 01					0.50	0.020	1.80	0.071	20.51	4.61	6.50	0.256	7.50	42.81	3.76	0.48	C	E	SPECIAL
LCM305A 02											8.00	0.315	5.89	33.64	4.52	0.78	C	E	SPECIAL
LCM305A 03											9.50	0.374	4.85	27.70	5.26	0.27	C	E	SPECIAL
LCM305A 04											11.00	0.433	4.12	23.54	6.02	0.23	C	E	SPECIAL
LCM305A 05											12.50	0.492	3.58	20.47	6.76	0.266	C	E	SPECIAL
LCM305A 06											14.00	0.551	3.17	18.11	7.52	0.296	D	F	SPECIAL
LCM305A 07											15.50	0.610	2.84	16.24	8.28	0.326	D	F	SPECIAL
LCM305A 08											17.00	0.669	2.58	14.72	9.02	0.355	D	F	SPECIAL
LCM305A 09											19.00	0.748	2.29	13.08	10.03	0.395	E	G	SPECIAL
LCM305A 10											25.00	0.984	1.72	9.81	13.03	0.513	E	G	SPECIAL
LCM305A 11											27.50	1.083	1.55	8.88	14.30	0.563	F	H	SPECIAL
LCM305A 12											30.00	1.181	1.42	8.12	15.54	0.612	F	H	SPECIAL
LCM305A 13											40.00	1.575	1.06	6.04	20.55	0.809	F	H	SPECIAL
LCM305AA 011			3.40	0.134	0.50	0.020	1.70	0.067	16.79	3.78	4.40	0.173	11.82	67.49	2.74	0.108	F	H	SPECIAL
LCM305AA 021											6.10	0.240	7.52	42.95	3.76	0.148	F	H	SPECIAL
LCM305AA 031											8.70	0.343	4.87	27.79	5.26	0.207	F	H	SPECIAL
LCM305AA 041											12.00	0.472	3.31	18.90	7.24	0.285	F	H	SPECIAL
LCM305AA 051											17.50	0.689	2.24	12.77	10.26	0.404	F	H	SPECIAL
LC 014A 01	3.05	0.120	3.18	0.125	0.36	0.014	2.13	0.084	8.90	2.00	6.35	0.250	1.98	11.30	2.24	0.088	C	E	J
LC 014A 02											7.95	0.313	1.56	8.90	2.67	0.105	C	E	J
LC 014A 03											9.53	0.375	1.24	7.10	3.10	0.122	C	E	J
LC 014A 04											11.13	0.438	1.05	6.00	3.53	0.139	C	E	J
LC 014A 05											12.70	0.500	0.91	5.20	3.96	0.156	D	F	K
LC 014A 06											14.30	0.563	0.81	4.60	4.37	0.172	D	F	K
LC 014A 07											15.88	0.625	0.72	4.10	4.80	0.189	D	F	K
LC 014A 08											17.48	0.688	0.67	3.80	5.23	0.206	D	F	K
LC 014A 09											19.05	0.750	0.60	3.40	5.66	0.223	E	G	L
LC 014A 9A											20.65	0.813	0.54	3.10	6.45	0.254	E	G	L
LC 014A 9B											22.23	0.875	0.51	2.90	6.83	0.269	E	G	L
LC 014A 9C											23.83	0.938	0.47	2.70	7.29	0.287	E	G	L
LC 014A 10											25.40	1.000	0.44	2.50	7.37	0.290	E	G	L
LC 014A 11											28.58	1.125	0.40	2.30	8.23	0.324	F	H	M
LC 014A 12											31.75	1.250	0.35	2.00	9.07	0.357	F	H	M
LC 014A 13											38.10	1.500	0.32	1.80	10.72	0.422	F	H	M
LC 016A 0					0.41	0.016	2.06	0.081	11.12	2.50	4.78	0.188	4.48	25.60	2.21	0.087	C	E	J
LC 016A 01											6.35	0.250	3.06	17.50	2.90	0.114	C	E	J
LC 016A 02											7.95	0.313	2.45	14.00	3.38	0.133	C	E	J
LC 016A 03											9.53	0.375	1.93	11.00	4.06	0.160	C	E	J
LC 016A 04											11.13	0.438	1.66	9.50	4.70	0.185	C	E	J
LC 016A 05											12.70	0.500	1.49	8.50	5.21	0.205	D	F	K
LC 016A 06											14.30	0.563	1.31	7.50	5.72	0.225	D	F	K
LC 016A 07											15.88	0.625	1.14	6.50	6.32	0.249	D	F	K
LC 016A 08											17.48	0.688	1.05	6.00	6.93	0.273	D	F	K
LC 016A 09											19.05	0.750	0.88	5.00	7.75	0.305	E	G	L
LC 016A 10											25.40	1.000	0.70	4.00	9.53	0.375	E	G	L
LC 016A 11											28.58	1.125	0.61	3.50	11.23	0.442	F	H	M
LC 016A 12											31.75	1.250	0.56	3.20	12.14	0.478	F	H	M
LC 016A 13											38.10	1.500	0.47	2.70	14.22	0.560	F	H	M

1 Indicates DIN Compression Springs meeting the design parameters outlined in Standard DIN 2098

Spring rates and maximum loads relate only to music wire. When using stainless steel multiply by 0.833

Free Length
the overall length of the spring in the unloaded position.

Price Group
reference to the price list

Special
in the price group column means that springs are available but as special orders only.

Solid Height
Length when fully compressed.

Spring Rate
change in load or force per unit of deflection (See note 5).

ADDITIONAL INFORMATION

- Load at Solid Height, Solid Height and Number of Coils are all given as approximate figures because during the manufacturing process all material and engineering tolerances may result in the number of coils being adjusted, to maintain the correct spring rate.
- To find the load at any working length, when free length and spring rate are given, use the formula $F = S \times \Delta L$ (where F is the load; S is the spring rate; ΔL is the deflection from free length).
- It is general practice to avoid compressing springs to their solid height in order to achieve longer life **Therefore we recommend that compression springs should not be compressed greater than 80% of their deflective capability - except on an occasional basis.**
- Material specifications, finishes and tolerances are detailed on page 251.
- Please note the spring rates, load at solid height and maximum load listed in the compression spring tables relate only to music wire. **When choosing stainless steel multiply factors by 0.833.** (Use factor 0.870 for HEAVY DUTY SPRINGS with LHC prefix)



COMPRESSION SPRINGS: STANDARD SERIES

● End Coils Closed and Ground Square ● Music Wire (Plated) or Stainless Steel (Passivated)

LEE STOCK NUMBER	OUTSIDE DIAMETER		TO WORK IN HOLE DIA. MIN		NOMINAL WIRE DIAMETER		TO WORK OVER ROD DIA. MAX		APPROXIMATE LOAD AT SOLID HEIGHT		NOMINAL FREE LENGTH		SPRING RATE		APPROXIMATE SOLID HEIGHT		PRICE GROUP		
	MM	IN	MM	IN	MM	IN	MM	IN	N	LB	MM	IN	N/MM	LB/IN	MM	IN	Music Wire	302 Stainless	316 Stainless
																	M	S	S316
LCM035A 01	3.00	0.118	3.20	0.126	0.35	0.014	2.10	0.083	8.14	1.83	6.50	0.256	1.91	10.88	2.39	0.094	C	E	SPECIAL
LCM035A 02											8.00	0.315	1.51	8.65	2.79	0.110	C	E	SPECIAL
LCM035A 03											9.50	0.374	1.26	7.17	3.20	0.126	C	E	SPECIAL
LCM035A 04											11.00	0.433	1.07	6.13	3.61	0.142	C	E	SPECIAL
LCM035A 05											12.50	0.492	0.94	5.35	3.99	0.157	C	E	SPECIAL
LCM035A 06											14.00	0.551	0.83	4.75	4.39	0.173	D	F	SPECIAL
LCM035A 07											15.50	0.610	0.75	4.27	4.80	0.189	D	F	SPECIAL
LCM035A 08											17.00	0.669	0.68	3.87	5.26	0.207	D	F	SPECIAL
LCM035A 09											19.00	0.748	0.60	3.45	5.79	0.228	E	G	SPECIAL
LCM035A 10											25.00	0.984	0.46	2.60	7.39	0.291	E	G	SPECIAL
LCM035A 11											27.50	1.083	0.41	2.36	8.15	0.321	F	H	SPECIAL
LCM035A 12											30.00	1.181	0.38	2.15	8.84	0.348	F	H	SPECIAL
LCM035A 13											40.00	1.575	0.28	1.61	11.61	0.457	F	H	SPECIAL
LCM050A 01	3.05	0.120	3.18	0.125	0.50	0.020	1.80	0.071	20.51	4.61	6.50	0.256	7.50	42.81	3.76	0.148	C	E	SPECIAL
LCM050A 02					8.00	0.315	5.89	33.64	4.52	0.178	C	E	SPECIAL						
LCM050A 03					9.50	0.374	4.85	27.70	5.26	0.207	C	E	SPECIAL						
LCM050A 04					11.00	0.433	4.12	23.54	6.02	0.237	C	E	SPECIAL						
LCM050A 05					12.50	0.492	3.58	20.47	6.76	0.266	C	E	SPECIAL						
LCM050A 06					14.00	0.551	3.17	18.11	7.52	0.296	D	F	SPECIAL						
LCM050A 07					15.50	0.610	2.84	16.24	8.28	0.326	D	F	SPECIAL						
LCM050A 08					17.00	0.669	2.58	14.72	9.02	0.355	D	F	SPECIAL						
LCM050A 09					19.00	0.748	2.29	13.08	10.03	0.395	E	G	SPECIAL						
LCM050A 10					25.00	0.984	1.72	9.81	13.03	0.513	E	G	SPECIAL						
LCM050A 11					27.50	1.083	1.55	8.88	14.30	0.563	F	H	SPECIAL						
LCM050A 12					30.00	1.181	1.42	8.12	15.54	0.612	F	H	SPECIAL						
LCM050A 13					40.00	1.575	1.06	6.04	20.55	0.809	F	H	SPECIAL						
LCM050AA 01†	3.40	0.134	0.50	0.020	1.70	0.067	16.79	3.78	4.40	0.173	11.82	67.49	2.74	0.108	F	H	SPECIAL		
LCM050AA 02†									6.10	0.240	7.52	42.95	3.76	0.148	F	H	SPECIAL		
LCM050AA 03†									8.70	0.343	4.87	27.79	5.26	0.207	F	H	SPECIAL		
LCM050AA 04†									12.00	0.472	3.31	18.90	7.24	0.285	F	H	SPECIAL		
LCM050AA 05†									17.50	0.689	2.24	12.77	10.26	0.404	F	H	SPECIAL		
LC 014A 01	3.05	0.120	3.18	0.125	0.36	0.014	2.13	0.084	8.90	2.00	6.35	0.250	1.98	11.30	2.24	0.088	C	E	J
LC 014A 02											7.95	0.313	1.56	8.90	2.67	0.105	C	E	J
LC 014A 03											9.53	0.375	1.24	7.10	3.10	0.122	C	E	J
LC 014A 04											11.13	0.438	1.05	6.00	3.53	0.139	C	E	J
LC 014A 05											12.70	0.500	0.91	5.20	3.96	0.156	D	F	K
LC 014A 06											14.30	0.563	0.81	4.60	4.37	0.172	D	F	K
LC 014A 07											15.88	0.625	0.72	4.10	4.80	0.189	D	F	K
LC 014A 08											17.48	0.688	0.67	3.80	5.23	0.206	D	F	K
LC 014A 09											19.05	0.750	0.60	3.40	5.66	0.223	E	G	L
LC 014A 9A											20.65	0.813	0.54	3.10	6.45	0.254	E	G	L
LC 014A 9B											22.23	0.875	0.51	2.90	6.83	0.269	E	G	L
LC 014A 9C											23.83	0.938	0.47	2.70	7.29	0.287	E	G	L
LC 014A 10											25.40	1.000	0.44	2.50	7.37	0.290	E	G	L
LC 014A 11	28.58	1.125	0.40	2.30	8.23	0.324	F	H	M										
LC 014A 12	31.75	1.250	0.35	2.00	9.07	0.357	F	H	M										
LC 014A 13	38.10	1.500	0.32	1.80	10.72	0.422	F	H	M										
LC 016A 0	3.05	0.120	3.18	0.125	0.41	0.016	2.06	0.081	11.12	2.50	4.78	0.188	4.48	25.60	2.21	0.087	C	E	J
LC 016A 01					6.35	0.250	3.06	17.50	2.90	0.114	C	E	J						
LC 016A 02					7.95	0.313	2.45	14.00	3.38	0.133	C	E	J						
LC 016A 03					9.53	0.375	1.93	11.00	4.06	0.160	C	E	J						
LC 016A 04					11.13	0.438	1.66	9.50	4.70	0.185	C	E	J						
LC 016A 05					12.70	0.500	1.49	8.50	5.21	0.205	D	F	K						
LC 016A 06					14.30	0.563	1.31	7.50	5.72	0.225	D	F	K						
LC 016A 07					15.88	0.625	1.14	6.50	6.32	0.249	D	F	K						
LC 016A 08					17.48	0.688	1.05	6.00	6.93	0.273	D	F	K						
LC 016A 09					19.05	0.750	0.88	5.00	7.75	0.305	E	G	L						
LC 016A 10					25.40	1.000	0.70	4.00	9.53	0.375	E	G	L						
LC 016A 11					28.58	1.125	0.61	3.50	11.23	0.442	F	H	M						
LC 016A 12					31.75	1.250	0.56	3.20	12.14	0.478	F	H	M						
LC 016A 13	38.10	1.500	0.47	2.70	14.22	0.560	F	H	M										

† Indicates DIN Compression Springs meeting the design parameters outlined in Standard DIN 2098

Spring rates and maximum loads relate only to music wire. When using stainless steel multiply by 0.833

COMPRESSION SPRINGS: STANDARD SERIES



● End Coils Closed and Ground Square ● Music Wire (Plated) or Stainless Steel (Passivated)

LEE STOCK NUMBER	OUTSIDE DIAMETER		TO WORK IN HOLE DIA. MIN		NOMINAL WIRE DIAMETER		TO WORK OVER ROD DIA. MAX		APPROXIMATE LOAD AT SOLID HEIGHT		NOMINAL FREE LENGTH		SPRING RATE		APPROXIMATE SOLID HEIGHT		PRICE GROUP		
	MM	IN	MM	IN	MM	IN	MM	IN	N	LB	MM	IN	N/MM	LB/IN	MM	IN	Music Wire	302 Stainless	316 Stainless
																	M	S	S316
LC 018A 0	3.05	0.120	3.18	0.125	0.46	0.018	1.96	0.077	15.57	3.50	4.78	0.188	7.23	41.30	2.57	0.101	C	E	J
LC 018A 01											6.35	0.250	4.99	28.50	3.35	0.132	C	E	J
LC 018A 02											7.95	0.313	3.85	22.00	4.04	0.159	C	E	J
LC 018A 03											9.53	0.375	3.15	18.00	4.57	0.180	C	E	J
LC 018A 04											11.13	0.438	2.71	15.50	5.28	0.208	C	E	J
LC 018A 05											12.70	0.500	2.28	13.00	6.22	0.245	D	F	K
LC 018A 06											14.30	0.563	2.01	11.50	6.88	0.271	D	F	K
LC 018A 07											15.88	0.625	1.93	11.00	7.34	0.289	D	F	K
LC 018A 08											17.48	0.688	1.66	9.50	8.26	0.325	D	F	K
LC 018A 09											19.05	0.750	1.49	8.50	8.92	0.351	E	G	L
LC 018A 10											25.40	1.000	1.12	6.40	11.56	0.455	E	G	L
LC 018A 11											28.58	1.125	0.98	5.60	12.95	0.510	F	H	M
LC 018A 12											31.75	1.250	0.88	5.00	14.66	0.577	F	H	M
LC 018A 13	38.10	1.500	0.72	4.10	17.20	0.677	F	H	M										
LC 020A 01	3.05	0.120	3.18	0.125	0.51	0.020	1.85	0.073	21.35	4.80	6.35	0.250	8.32	47.50	3.81	0.150	C	E	J
LC 020A 02											7.95	0.313	6.30	36.00	4.70	0.185	C	E	J
LC 020A 03											9.53	0.375	5.08	29.00	5.46	0.215	C	E	J
LC 020A 04											11.13	0.438	4.29	24.50	6.35	0.250	C	E	J
LC 020A 05											12.70	0.500	3.76	21.50	7.11	0.280	D	F	K
LC 020A 06											14.30	0.563	3.24	18.50	7.87	0.310	D	F	K
LC 020A 07											15.88	0.625	2.89	16.50	8.76	0.345	D	F	K
LC 020A 08											17.48	0.688	2.63	15.00	9.53	0.375	D	F	K
LC 020A 09											19.05	0.750	2.36	13.50	10.41	0.410	E	G	L
LC 020A 10											20.65	0.813	2.19	12.50	10.92	0.430	E	G	L
LC 020A 11											23.83	0.938	1.89	10.80	12.95	0.510	E	G	L
LC 020A 12											25.40	1.000	1.75	10.00	13.72	0.540	E	G	L
LC 020A 13											28.58	1.125	1.58	9.00	15.24	0.600	F	H	M
LC 020A 14											31.75	1.250	1.40	8.00	16.76	0.660	F	H	M
LC 020A 15											38.10	1.500	1.14	6.50	20.07	0.790	F	H	M
LC 022A 01	3.05	0.120	3.18	0.125	0.56	0.022	1.75	0.069	26.69	6.00	6.35	0.250	12.26	70.00	4.22	0.166	C	E	J
LC 022A 02											7.95	0.313	9.46	54.00	5.05	0.199	C	E	J
LC 022A 03											9.53	0.375	7.35	42.00	6.17	0.243	C	E	J
LC 022A 04											11.13	0.438	6.30	36.00	7.01	0.276	C	E	J
LC 022A 05											12.70	0.500	5.43	31.00	7.85	0.309	D	F	J
LC 022A 06											14.30	0.563	4.90	28.00	8.69	0.342	D	F	K
LC 022A 07											15.88	0.625	4.38	25.00	9.50	0.374	D	F	K
LC 022A 08											17.48	0.688	3.85	22.00	10.64	0.419	D	F	K
LC 022A 09											19.05	0.750	3.50	20.00	11.46	0.451	E	G	L
LC 022A 10											20.65	0.813	3.15	18.00	12.57	0.495	E	G	L
LC 022A 11											23.83	0.938	2.80	16.00	14.10	0.555	E	G	L
LC 022A 12											25.40	1.000	2.63	15.00	15.24	0.600	E	G	L
LC 022A 13											28.58	1.125	2.28	13.00	16.89	0.665	F	H	M
LC 022A 14											31.75	1.250	2.06	11.75	19.25	0.758	F	H	M
LC 022A 15											38.10	1.500	1.70	9.70	22.91	0.902	F	H	M
LC 024A 01	3.05	0.120	3.18	0.125	0.61	0.024	1.65	0.065	36.47	8.20	6.35	0.250	18.81	107.40	4.55	0.179	C	E	J
LC 024A 02											7.95	0.313	14.39	82.20	5.56	0.219	C	E	J
LC 024A 03											9.53	0.375	11.63	66.40	6.58	0.259	C	E	J
LC 024A 04											11.13	0.438	9.74	55.60	7.59	0.299	C	E	J
LC 024A 05											12.70	0.500	8.40	48.00	8.61	0.339	D	F	K
LC 024A 06											14.30	0.563	7.39	42.20	9.63	0.379	D	F	K
LC 024A 07											15.88	0.625	6.58	37.60	10.64	0.419	D	F	K
LC 024A 08											17.48	0.688	5.94	33.90	11.66	0.459	D	F	K
LC 024A 09											19.05	0.750	5.41	30.90	12.67	0.499	E	G	L
LC 024A 10											20.65	0.813	4.97	28.40	13.69	0.539	E	G	L
LC 024A 11											22.23	0.875	4.59	26.20	14.73	0.580	E	G	L
LC 024A 12											23.83	0.938	4.27	24.40	15.72	0.619	E	G	L
LC 024A 13											25.40	1.000	3.99	22.80	16.74	0.659	E	G	L
LC 024A 14											28.58	1.125	3.54	20.20	18.80	0.740	F	H	M
LC 024A 15											31.75	1.250	3.15	18.00	20.83	0.820	F	H	M
LC 024A 16											38.10	1.500	2.61	14.90	24.89	0.980	F	H	M

† Indicates DIN Compression Springs meeting the design parameters outlined in Standard DIN 2098



COMPRESSION SPRINGS: STANDARD SERIES

● End Coils Closed and Ground Square ● Music Wire (Plated) or Stainless Steel (Passivated)

LEE STOCK NUMBER	OUTSIDE DIAMETER		TO WORK IN HOLE DIA. MIN		NOMINAL WIRE DIAMETER		TO WORK OVER ROD DIA. MAX		APPROXIMATE LOAD AT SOLID HEIGHT		NOMINAL FREE LENGTH		SPRING RATE		APPROXIMATE SOLID HEIGHT		PRICE GROUP		
	MM	IN	MM	IN	MM	IN	MM	IN	N	LB	MM	IN	N/MM	LB/IN	MM	IN	Music Wire	302 Stainless	316 Stainless
																	M	S	S316
LC 014AA 01	3.18	0.125	3.58	0.141	0.36	0.014	2.26	0.089	6.91	1.55	6.35	0.250	1.71	9.77	2.31	0.091	C	E	J
LC 014AA 02											7.95	0.313	1.33	7.61	2.76	0.109	C	E	J
LC 014AA 03											9.53	0.375	1.09	6.25	3.20	0.126	C	E	J
LC 014AA 04											11.13	0.438	0.93	5.29	3.65	0.144	C	E	J
LC 014AA 05											12.70	0.500	0.80	4.59	4.09	0.161	D	F	K
LC 014AA 06											14.30	0.563	0.71	4.05	4.54	0.179	D	F	K
LC 014AA 07											15.88	0.625	0.64	3.63	4.98	0.196	D	F	K
LC 014AA 08											17.48	0.688	0.58	3.29	5.43	0.214	D	F	K
LC 014AA 09											19.05	0.750	0.53	3.00	5.87	0.231	D	F	K
LC 014AA 10											20.65	0.813	0.48	2.76	6.32	0.249	E	G	L
LC 014AA 11											22.23	0.875	0.45	2.56	6.76	0.266	E	G	L
LC 014AA 12											23.83	0.938	0.42	2.38	7.21	0.284	E	G	L
LC 014AA 13											25.40	1.000	0.39	2.23	7.65	0.301	E	G	L
LC 014AA 14											28.58	1.125	0.35	1.98	8.54	0.336	F	H	M
LC 014AA 15											31.75	1.250	0.31	1.77	9.43	0.371	F	H	M
LC 014AA 16											34.93	1.375	0.28	1.61	10.32	0.406	F	H	M
LC 014AA 17											38.10	1.500	0.26	1.47	11.21	0.441	F	H	M
LC 016AA 01	3.18	0.125	3.58	0.141	0.41	0.016	2.16	0.085	12.09	2.72	6.35	0.250	3.20	18.29	2.57	0.101	C	E	J
LC 016AA 02											7.95	0.313	2.48	14.19	3.08	0.121	C	E	J
LC 016AA 03											9.53	0.375	2.04	11.62	3.57	0.141	C	E	J
LC 016AA 04											11.13	0.438	1.72	9.82	4.07	0.160	C	E	J
LC 016AA 05											12.70	0.500	1.49	8.52	4.56	0.180	D	F	K
LC 016AA 06											14.30	0.563	1.31	7.51	5.07	0.200	D	F	K
LC 016AA 07											15.88	0.625	1.18	6.72	5.56	0.219	D	F	K
LC 016AA 08											17.48	0.688	1.06	6.08	6.06	0.239	D	F	K
LC 016AA 09											19.05	0.750	0.97	5.55	6.56	0.258	D	F	K
LC 016AA 10											20.65	0.813	0.89	5.11	7.06	0.278	E	G	L
LC 016AA 11											23.83	0.938	0.77	4.40	8.06	0.317	E	G	L
LC 016AA 12											25.40	1.000	0.72	4.12	8.55	0.337	E	G	L
LC 016AA 13											31.75	1.250	0.57	3.27	10.54	0.415	F	H	M
LC 016AA 14											38.10	1.500	0.48	2.72	12.53	0.494	F	H	M
LC 018AA 01	3.18	0.125	3.58	0.141	0.46	0.018	2.08	0.082	16.36	3.68	6.35	0.250	4.99	28.47	3.07	0.121	C	E	J
LC 018AA 02											7.95	0.313	3.85	22.00	3.69	0.145	C	E	J
LC 018AA 03											9.53	0.375	3.15	18.00	4.31	0.170	C	E	J
LC 018AA 04											12.70	0.500	2.30	13.13	5.55	0.219	D	F	K
LC 018AA 05											14.30	0.563	2.02	11.56	6.18	0.243	D	F	K
LC 018AA 06											15.88	0.625	1.81	10.34	6.79	0.267	D	F	K
LC 018AA 07											17.48	0.688	1.64	9.34	7.42	0.292	D	F	K
LC 018AA 08											19.05	0.750	1.49	8.53	8.03	0.316	D	F	K
LC 018AA 09											20.65	0.813	1.37	7.84	8.66	0.341	E	G	L
LC 018AA 10											23.83	0.938	1.18	6.75	9.90	0.390	E	G	L
LC 018AA 11											25.40	1.000	1.11	6.32	10.52	0.414	E	G	L
LC 018AA 12											31.75	1.250	0.88	5.02	13.00	0.512	F	H	M
LC 018AA 13											38.10	1.500	0.73	4.16	15.49	0.610	F	H	M
LC 020AA 01	3.18	0.125	3.58	0.141	0.51	0.020	1.98	0.078	25.04	5.63	6.35	0.250	8.30	47.41	3.33	0.131	C	E	J
LC 020AA 02											7.95	0.313	6.39	36.47	4.02	0.158	C	E	J
LC 020AA 03											9.53	0.375	5.42	30.97	4.70	0.185	C	E	J
LC 020AA 04											12.70	0.500	3.76	21.46	6.10	0.240	D	F	K
LC 020AA 05											14.30	0.563	3.28	18.73	6.84	0.269	D	F	K
LC 020AA 06											15.88	0.625	2.91	16.61	7.57	0.298	D	F	K
LC 020AA 07											17.48	0.688	2.60	14.88	8.34	0.328	D	F	K
LC 020AA 08											19.05	0.750	2.36	13.47	9.10	0.358	D	F	K
LC 020AA 09											20.65	0.813	2.17	12.37	9.81	0.386	E	G	L
LC 020AA 10											23.83	0.938	1.86	10.65	11.23	0.442	E	G	L
LC 020AA 11											25.40	1.000	1.74	9.96	11.94	0.470	E	G	L
LC 020AA 12											31.75	1.250	1.38	7.90	14.77	0.582	F	H	M
LC 020AA 13											38.10	1.500	1.15	6.55	17.61	0.693	F	H	M
LC 022AA 01	3.18	0.125	3.58	0.141	0.56	0.022	1.88	0.074	30.47	6.85	6.35	0.250	12.09	69.07	3.83	0.151	C	E	J
LC 022AA 02											7.95	0.313	9.26	52.90	4.65	0.183	C	E	J
LC 022AA 03											9.53	0.375	7.53	42.99	5.46	0.215	C	E	J
LC 022AA 04											12.70	0.500	5.46	31.20	7.08	0.279	D	F	K

† Indicates DIN Compression Springs meeting the design parameters outlined in Standard DIN 2098

Spring rates and maximum loads relate only to music wire. When using stainless steel multiply by 0.833

COMPRESSION SPRINGS: STANDARD SERIES



● End Coils Closed and Ground Square ● Music Wire (Plated) or Stainless Steel (Passivated)

LEE STOCK NUMBER	OUTSIDE DIAMETER		TO WORK IN HOLE DIA. MIN		NOMINAL WIRE DIAMETER		TO WORK OVER ROD DIA. MAX		APPROXIMATE LOAD AT SOLID HEIGHT		NOMINAL FREE LENGTH		SPRING RATE		APPROXIMATE SOLID HEIGHT		PRICE GROUP												
																	Music Wire	302 Stainless	316 Stainless										
	MM	IN	MM	IN	MM	IN	MM	IN	N	LB	MM	IN	N/MM	LB/IN	MM	IN	M	S	S316										
LC 022AA 05	3.18	0.125	3.58	0.141	0.56	0.022	1.88	0.074	30.47	6.85	14.30	0.563	4.80	27.42	7.90	0.311	D	F	K										
LC 022AA 06											15.88	0.625	4.29	24.49	8.71	0.343	D	F	K										
LC 022AA 07											17.48	0.688	3.87	22.09	9.53	0.375	D	F	K										
LC 022AA 08											20.65	0.813	3.24	18.50	11.15	0.439	E	G	L										
LC 022AA 09											23.83	0.938	2.79	15.92	12.78	0.503	E	G	L										
LC 022AA 10											25.40	1.000	2.63	15.00	13.49	0.531	E	G	L										
LC 022AA 11											31.75	1.250	2.08	11.89	16.72	0.658	F	H	M										
LC 022AA 12											38.10	1.500	1.72	9.85	19.94	0.785	F	H	M										
LCM050AB 01†											3.70	0.146	4.10	0.161	0.50	0.020	2.40	0.094	14.50	3.26	5.50	0.217	5.64	32.18	2.74	0.108	F	H	SPECIAL
LCM050AB 02†																					7.90	0.311	3.59	20.48	3.76	0.148	F	H	SPECIAL
LCM050AB 03†																					11.50	0.453	2.32	13.25	5.26	0.207	F	H	SPECIAL
LCM050AB 04†																					16.00	0.630	1.58	9.01	7.24	0.285	F	H	SPECIAL
LCM050AB 05†	23.50	0.925	1.07	6.09	10.26	0.404	F	H	SPECIAL																				
LCM060AB 01	4.00	0.158	0.60	0.024	2.20	0.087	22.60	5.08	6.50	0.256											9.35	53.37	4.09	0.161	C	E	SPECIAL		
LCM060AB 02									8.00	0.315											7.28	41.58	4.90	0.193	C	E	SPECIAL		
LCM060AB 03									9.50	0.374											5.97	34.07	5.72	0.225	C	E	SPECIAL		
LCM060AB 04									11.00	0.433											5.05	28.85	6.55	0.258	C	E	SPECIAL		
LCM060AB 05									12.50	0.492											4.38	25.02	7.37	0.290	C	E	SPECIAL		
LCM060AB 06									14.00	0.551											3.87	22.09	8.18	0.322	D	F	SPECIAL		
LCM060AB 07									15.50	0.610											3.46	19.77	8.99	0.354	D	F	SPECIAL		
LCM060AB 08									17.00	0.669	3.13	17.90	9.80	0.386	D	F	SPECIAL												
LCM060AB 09									19.00	0.748	2.78	15.89	10.90	0.429	E	G	SPECIAL												
LCM060AB 10									25.00	0.984	2.08	11.88	14.17	0.558	E	G	SPECIAL												
LCM060AB 11									27.50	1.083	1.88	10.75	15.54	0.612	F	H	SPECIAL												
LCM060AB 12									30.00	1.181	1.72	9.82	16.89	0.665	F	H	SPECIAL												
LCM060AB 13	40.00	1.575	1.28	7.29	22.35	0.880	F	H	SPECIAL																				
LC 016AB 01	3.76	0.148	3.96	0.156	0.41	0.016	2.74	0.108	8.45	1.90	6.35	0.250	2.08	11.90	2.34	0.092	C	D	H										
LC 016AB 02											7.95	0.313	1.61	9.20	2.77	0.109	C	D	H										
LC 016AB 03											9.53	0.375	1.31	7.50	3.20	0.126	C	D	H										
LC 016AB 04											11.13	0.438	1.12	6.40	3.66	0.144	C	D	H										
LC 016AB 05											12.70	0.500	0.96	5.50	4.09	0.161	C	D	H										
LC 016AB 06											14.30	0.563	0.86	4.90	4.52	0.178	C	D	H										
LC 016AB 07											15.88	0.625	0.77	4.40	4.95	0.195	D	E	J										
LC 016AB 08											17.48	0.688	0.68	3.90	5.38	0.212	D	E	J										
LC 016AB 09											19.05	0.750	0.63	3.60	5.82	0.229	D	E	J										
LC 016AB 10											20.65	0.813	0.58	3.30	6.25	0.246	D	E	J										
LC 016AB 11											23.83	0.938	0.51	2.90	7.11	0.280	D	E	J										
LC 016AB 12											25.40	1.000	0.47	2.70	7.54	0.297	D	E	J										
LC 016AB 13											31.75	1.250	0.37	2.10	9.27	0.365	E	F	K										
LC 016AB 14											38.10	1.500	0.32	1.80	11.00	0.433	E	F	K										
LC 018AB 01	3.76	0.148	3.96	0.156	0.46	0.018	2.64	0.104	12.90	2.90	6.35	0.250	3.43	19.60	2.67	0.105	C	D	H										
LC 018AB 02					7.95	0.313	2.66	15.20	3.18	0.125	C	D	H																
LC 018AB 03					9.53	0.375	2.17	12.40	3.68	0.145	C	D	H																
LC 018AB 04					11.13	0.438	1.82	10.40	4.17	0.164	C	D	H																
LC 018AB 05					12.70	0.500	1.58	9.00	4.67	0.184	C	D	H																
LC 018AB 06					14.30	0.563	1.40	8.00	5.18	0.204	D	E	J																
LC 018AB 07					15.88	0.625	1.24	7.10	5.69	0.224	D	E	J																
LC 018AB 08					17.48	0.688	1.12	6.40	6.20	0.244	D	E	J																
LC 018AB 09					19.05	0.750	1.03	5.90	6.71	0.264	D	E	J																
LC 018AB 10					20.65	0.813	0.95	5.40	7.19	0.283	D	E	J																
LC 018AB 11					23.83	0.938	0.81	4.60	8.20	0.323	E	F	K																
LC 018AB 12					25.40	1.000	0.75	4.30	8.71	0.343	E	F	K																
LC 018AB 13					31.75	1.250	0.61	3.50	10.72	0.422	E	F	K																
LC 018AB 14					38.10	1.500	0.51	2.90	12.73	0.501	E	F	K																
LC 021AB 01	3.76	0.148	3.96	0.156	0.53	0.021	2.51	0.099	17.79	4.00	6.35	0.250	5.60	32.00	3.38	0.133	C	E	J										
LC 021AB 02					7.95	0.313	4.38	25.00	4.06	0.160	C	E	J																
LC 021AB 03					9.53	0.375	3.50	20.00	4.75	0.187	C	E	J																
LC 021AB 04					11.13	0.438	2.98	17.00	5.44	0.214	C	E	J																
LC 021AB 05					12.70	0.500	2.57	14.70	6.15	0.242	D	F	K																
LC 021AB 06					14.30	0.563	2.28	13.00	6.81	0.268	D	F	K																

† Indicates DIN Compression Springs meeting the design parameters outlined in Standard DIN 2098



COMPRESSION SPRINGS: STANDARD SERIES

● End Coils Closed and Ground Square ● Music Wire (Plated) or Stainless Steel (Passivated)

LEE STOCK NUMBER	OUTSIDE DIAMETER		TO WORK IN HOLE DIA. MIN		NOMINAL WIRE DIAMETER		TO WORK OVER ROD DIA. MAX		APPROXIMATE LOAD AT SOLID HEIGHT		NOMINAL FREE LENGTH		SPRING RATE		APPROXIMATE SOLID HEIGHT		PRICE GROUP								
	MM	IN	MM	IN	MM	IN	MM	IN	N	LB	MM	IN	N/MM	LB/IN	MM	IN	Music Wire	302 Stainless	316 Stainless						
																	M	S	S316						
LC 021AB 07	3.76	0.148	3.96	0.156	0.53	0.021	2.51	0.099	17.79	4.00	15.88	0.625	2.05	11.70	7.47	0.294	D	F	K						
LC 021AB 08											17.48	0.688	1.84	10.50	8.15	0.321	D	F	K						
LC 021AB 09											19.05	0.750	1.70	9.70	8.86	0.349	E	G	L						
LC 021AB 10											20.65	0.813	1.56	8.90	9.55	0.376	E	G	L						
LC 021AB 11											23.83	0.938	1.31	7.50	10.92	0.430	E	G	L						
LC 021AB 12											25.40	1.000	1.23	7.00	11.63	0.458	F	H	M						
LC 021AB 13											31.75	1.250	1.02	5.80	14.43	0.568	F	H	M						
LC 021AB 14											38.10	1.500	0.84	4.80	17.15	0.675	F	H	M						
LC 023AB 01											0.58	0.023	2.41	0.095	22.24	5.00	6.35	0.250	8.32	47.50	3.73	0.147	C	E	J
LC 023AB 02																	7.95	0.313	6.39	36.50	4.52	0.178	C	E	J
LC 023AB 03																	9.53	0.375	5.17	29.50	5.31	0.209	C	E	J
LC 023AB 04																	11.13	0.438	4.45	25.40	6.07	0.239	C	E	J
LC 023AB 05																	12.70	0.500	3.85	22.00	6.91	0.272	D	F	K
LC 023AB 06																	14.30	0.563	3.33	19.00	7.67	0.302	D	F	K
LC 023AB 07	15.88	0.625	2.98	17.00	8.48	0.334	D	F	K																
LC 023AB 08	17.48	0.688	2.71	15.50	9.25	0.364	D	F	K																
LC 023AB 09	19.05	0.750	2.45	14.00	10.06	0.396	E	G	L																
LC 023AB 10	20.65	0.813	2.24	12.80	10.80	0.425	E	G	L																
LC 023AB 11	23.83	0.938	1.93	11.00	12.83	0.505	E	G	L																
LC 023AB 12	25.40	1.000	1.80	10.30	13.16	0.518	F	H	M																
LC 023AB 13	31.75	1.250	1.45	8.30	16.56	0.652	F	H	M																
LC 023AB 14	38.10	1.500	1.21	6.90	19.63	0.773	F	H	M																
LCM063AC 01†	3.83	0.151	4.20	0.165	0.63	0.025	2.30	0.091	25.65	5.77	5.50	0.217	14.20	81.12	3.45	0.136	F	H	SPECIAL						
LCM063AC 02†											7.80	0.307	9.04	51.62	4.72	0.186	F	H	SPECIAL						
LCM063AC 03†											11.00	0.433	5.85	33.40	6.60	0.260	F	H	SPECIAL						
LCM063AC 04†											15.50	0.610	3.98	22.71	9.14	0.360	F	H	SPECIAL						
LCM063AC 05†											22.50	0.886	2.69	15.35	12.90	0.508	F	H	SPECIAL						
LC 016AC 01	3.96	0.156	4.37	0.172	0.41	0.016	2.95	0.116	7.83	1.76	6.35	0.250	1.89	10.82	2.21	0.087	C	E	J						
LC 016AC 02											7.95	0.313	1.47	8.39	2.61	0.103	C	E	J						
LC 016AC 03											9.53	0.375	1.20	6.88	3.00	0.118	C	E	J						
LC 016AC 04											11.13	0.438	1.02	5.81	3.40	0.134	D	F	K						
LC 016AC 05											12.70	0.500	0.88	5.04	3.79	0.149	D	F	K						
LC 016AC 06											14.30	0.563	0.78	4.44	4.19	0.165	D	F	K						
LC 016AC 07											15.88	0.625	0.70	3.98	4.58	0.181	D	F	K						
LC 016AC 08											17.48	0.688	0.63	3.60	4.98	0.196	D	F	K						
LC 016AC 09											19.05	0.750	0.58	3.29	5.38	0.212	E	G	L						
LC 016AC 10											25.40	1.000	0.43	2.45	6.96	0.274	E	G	L						
LC 016AC 11											28.58	1.125	0.38	2.16	7.75	0.305	E	G	L						
LC 016AC 12											31.75	1.250	0.34	1.94	8.54	0.336	F	H	M						
LC 016AC 13											38.10	1.500	0.28	1.61	10.12	0.398	F	H	M						
LC 023AD 01											0.58	0.023	2.62	0.103	24.57	5.52	6.35	0.250	8.43	48.13	3.43	0.135	C	E	J
LC 023AD 02	7.95	0.313	6.44	36.77	4.12	0.162	C	E	J																
LC 023AD 03	9.53	0.375	5.23	29.84	4.80	0.189	C	E	J																
LC 023AD 04	11.13	0.438	4.39	25.05	5.49	0.216	C	E	J																
LC 023AD 05	12.70	0.500	3.79	21.63	6.17	0.243	D	F	K																
LC 023AD 06	14.30	0.563	3.33	18.99	6.86	0.270	D	F	K																
LC 023AD 07	15.88	0.625	2.97	16.96	7.53	0.297	D	F	K																
LC 023AD 08	17.48	0.688	2.68	15.29	8.22	0.324	D	F	K																
LC 023AD 09	19.05	0.750	2.44	13.95	8.90	0.350	E	G	L																
LC 023AD 10	20.65	0.813	2.24	12.80	9.59	0.378	E	G	L																
LC 023AD 11	23.83	0.938	1.93	11.01	10.96	0.431	E	G	L																
LC 023AD 12	25.40	1.000	1.80	10.29	11.63	0.458	F	H	M																
LC 023AD 13	31.75	1.250	1.43	8.15	14.37	0.566	F	H	M																
LC 023AD 14	38.10	1.500	1.18	6.75	17.10	0.673	F	H	M																
LCM050AE 01†	4.50	0.177	5.00	0.197	0.50	0.020	3.10	0.122	11.51	2.59	7.00	0.276	2.83	16.18	2.74	0.108	F	H	SPECIAL						
LCM050AE 02†											10.00	0.394	1.81	10.36	3.76	0.148	F	H	SPECIAL						
LCM050AE 03†											15.00	0.591	1.19	6.79	5.26	0.207	F	H	SPECIAL						
LCM050AE 04†											21.50	0.846	0.81	4.61	7.24	0.285	F	H	SPECIAL						
LCM050AE 05†											31.00	1.220	0.55	3.12	10.26	0.404	F	H	SPECIAL						

† Indicates DIN Compression Springs meeting the design parameters outlined in Standard DIN 2098

Spring rates and maximum loads relate only to music wire. When using stainless steel multiply by 0.833

COMPRESSION SPRINGS: STANDARD SERIES



● End Coils Closed and Ground Square ● Music Wire (Plated) or Stainless Steel (Passivated)

LEE STOCK NUMBER	OUTSIDE DIAMETER		TO WORK IN HOLE DIA. MIN		NOMINAL WIRE DIAMETER		TO WORK OVER ROD DIA. MAX		APPROXIMATE LOAD AT SOLID HEIGHT		NOMINAL FREE LENGTH		SPRING RATE		APPROXIMATE SOLID HEIGHT		PRICE GROUP		
	MM	IN	MM	IN	MM	IN	MM	IN	N	LB	MM	IN	N/MM	LB/IN	MM	IN	Music Wire	302 Stainless	316 Stainless
																	M	S	S316
LC 014B 01	4.57	0.180	4.78	0.188	0.36	0.014	3.61	0.142	4.89	1.10	6.35	0.250	1.02	5.80	1.75	0.069	C	E	J
LC 014B 02											7.95	0.313	0.79	4.50	1.96	0.077	C	E	J
LC 014B 03											9.53	0.375	0.65	3.70	2.18	0.086	C	E	J
LC 014B 04											11.13	0.438	0.54	3.10	2.39	0.094	C	E	J
LC 014B 05											12.70	0.500	0.47	2.70	2.62	0.103	D	F	K
LC 014B 06											14.30	0.563	0.42	2.40	2.84	0.112	D	F	K
LC 014B 07											15.88	0.625	0.39	2.20	3.05	0.120	D	F	K
LC 014B 08											17.48	0.688	0.35	2.00	3.28	0.129	D	F	K
LC 014B 09											19.05	0.750	0.32	1.80	3.51	0.138	E	G	L
LC 014B 10											22.23	0.875	0.26	1.50	3.94	0.155	E	G	L
LC 014B 11											25.40	1.000	0.23	1.30	4.37	0.172	F	H	M
LC 014B 12											31.75	1.250	0.19	1.10	5.23	0.206	F	H	M
LC 014B 13											34.93	1.375	0.18	1.00	5.66	0.223	F	H	M
LC 014B 14											38.10	1.500	0.16	0.90	6.10	0.240	F	H	M
LC 016B 01	4.57	0.180	4.78	0.188	0.41	0.016	3.53	0.139	6.67	1.50	6.35	0.250	1.58	9.00	1.85	0.073	C	E	J
LC 016B 02											7.95	0.313	1.31	7.50	2.06	0.081	C	E	J
LC 016B 03											9.53	0.375	1.05	6.00	2.36	0.093	C	E	J
LC 016B 04											11.13	0.438	0.88	5.00	2.67	0.105	C	E	J
LC 016B 05											12.70	0.500	0.79	4.50	2.87	0.113	D	F	K
LC 016B 06											14.30	0.563	0.70	4.00	3.18	0.125	D	F	K
LC 016B 07											15.88	0.625	0.61	3.50	3.48	0.137	D	F	K
LC 016B 08											17.48	0.688	0.53	3.00	3.89	0.153	D	F	K
LC 016B 09											19.05	0.750	0.44	2.50	4.50	0.177	E	G	L
LC 016B 10											22.23	0.875	0.39	2.20	4.95	0.195	E	G	L
LC 016B 11											25.40	1.000	0.33	1.90	5.59	0.220	F	H	M
LC 016B 12											31.75	1.250	0.26	1.50	7.04	0.277	F	H	M
LC 016B 13											34.93	1.375	0.23	1.30	7.75	0.305	F	H	M
LC 016B 14											38.10	1.500	0.21	1.20	8.69	0.342	F	H	M
LC 016B 15											44.45	1.750	0.18	1.00	10.29	0.405	F	H	M
LC 018B 01	4.57	0.180	4.78	0.188	0.46	0.018	3.45	0.136	10.68	2.40	6.35	0.250	2.36	13.50	2.18	0.086	C	E	J
LC 018B 02											7.95	0.313	1.93	11.00	2.54	0.100	C	E	J
LC 018B 03											9.53	0.375	1.58	9.00	2.90	0.114	C	E	J
LC 018B 04											11.13	0.438	1.40	8.00	3.12	0.123	C	E	J
LC 018B 05											12.70	0.500	1.23	7.00	3.35	0.132	D	F	K
LC 018B 06											14.30	0.563	1.05	6.00	3.81	0.150	D	F	K
LC 018B 07											15.88	0.625	0.88	5.00	4.37	0.172	D	F	K
LC 018B 08											17.48	0.688	0.79	4.50	4.72	0.186	D	F	K
LC 018B 09											19.05	0.750	0.70	4.00	5.05	0.199	E	G	L
LC 018B 10											22.23	0.875	0.63	3.60	5.61	0.221	E	G	L
LC 018B 11											25.40	1.000	0.54	3.10	6.50	0.256	F	H	M
LC 018B 12											31.75	1.250	0.44	2.50	7.67	0.302	F	H	M
LC 018B 13											34.93	1.375	0.40	2.30	8.59	0.338	F	H	M
LC 018B 14											38.10	1.500	0.35	2.00	9.50	0.374	F	H	M
LC 018B 15											44.45	1.750	0.30	1.70	11.23	0.442	F	H	M
LC 020B 01	4.57	0.180	4.78	0.188	0.51	0.020	3.35	0.132	13.79	3.10	6.35	0.250	3.68	21.00	2.72	0.107	C	E	J
LC 020B 02											7.95	0.313	2.80	16.00	3.18	0.125	C	E	J
LC 020B 03											9.53	0.375	2.24	12.80	3.66	0.144	C	E	J
LC 020B 04											11.13	0.438	1.93	11.00	4.06	0.160	C	E	J
LC 020B 05											12.70	0.500	1.63	9.30	4.57	0.180	D	F	K
LC 020B 06											14.30	0.563	1.45	8.30	4.98	0.196	D	F	K
LC 020B 07											15.88	0.625	1.28	7.30	5.44	0.214	D	F	K
LC 020B 08											17.48	0.688	1.14	6.50	5.94	0.234	D	F	K
LC 020B 09											19.05	0.750	1.05	6.00	6.35	0.250	E	G	L
LC 020B 10											22.23	0.875	0.89	5.10	7.24	0.285	E	G	L
LC 020B 11											25.40	1.000	0.79	4.50	8.00	0.315	F	H	M
LC 020B 12											31.75	1.250	0.61	3.50	9.78	0.385	F	H	M
LC 020B 13											34.93	1.375	0.56	3.20	10.67	0.420	F	H	M
LC 020B 14											38.10	1.500	0.51	2.90	11.43	0.450	F	H	M
LC 020B 15											44.45	1.750	0.42	2.40	13.46	0.530	F	H	M

† Indicates DIN Compression Springs meeting the design parameters outlined in Standard DIN 2098



COMPRESSION SPRINGS: STANDARD SERIES

● End Coils Closed and Ground Square ● Music Wire (Plated) or Stainless Steel (Passivated)

LEE STOCK NUMBER	OUTSIDE DIAMETER		TO WORK IN HOLE DIA. MIN		NOMINAL WIRE DIAMETER		TO WORK OVER ROD DIA. MAX		APPROXIMATE LOAD AT SOLID HEIGHT		NOMINAL FREE LENGTH		SPRING RATE		APPROXIMATE SOLID HEIGHT		PRICE GROUP		
	MM	IN	MM	IN	MM	IN	MM	IN	N	LB	MM	IN	N/MM	LB/IN	MM	IN	Music Wire	302 Stainless	316 Stainless
																	M	S	S316
LC 022B 01	4.57	0.180	4.78	0.188	0.56	0.022	3.25	0.128	17.79	4.00	6.35	0.250	5.25	30.00	2.82	0.111	C	E	J
LC 022B 02											7.95	0.313	4.20	24.00	3.25	0.128	C	E	J
LC 022B 03											9.53	0.375	3.50	20.00	3.66	0.144	C	E	J
LC 022B 04											11.13	0.438	2.98	17.00	4.09	0.161	C	E	J
LC 022B 05											12.70	0.500	2.45	14.00	4.78	0.188	D	F	K
LC 022B 06											14.30	0.563	2.10	12.00	5.33	0.210	D	F	K
LC 022B 07											15.88	0.625	1.84	10.50	6.05	0.238	D	F	K
LC 022B 08											17.48	0.688	1.66	9.50	6.60	0.260	D	F	K
LC 022B 09											19.05	0.750	1.49	8.50	7.29	0.287	E	G	L
LC 022B 10											20.65	0.813	1.31	7.50	7.87	0.310	E	G	L
LC 022B 11											23.83	0.938	1.17	6.70	8.79	0.346	E	G	L
LC 022B 12											25.40	1.000	1.10	6.30	9.35	0.368	F	H	M
LC 022B 13											28.58	1.125	0.96	5.50	10.24	0.403	F	H	M
LC 022B 14											31.75	1.250	0.88	5.00	11.33	0.446	F	H	M
LC 022B 15											38.10	1.500	0.72	4.10	13.39	0.527	F	H	M
LC 022B 16											44.45	1.750	0.61	3.50	15.75	0.620	F	H	M
LC 024B 01	4.57	0.180	4.78	0.188	0.61	0.024	3.15	0.124	24.02	5.40	6.35	0.250	7.70	44.00	3.30	0.130	C	E	J
LC 024B 02											7.95	0.313	5.78	33.00	4.01	0.158	C	E	J
LC 024B 03											9.53	0.375	4.64	26.50	4.52	0.178	C	E	J
LC 024B 04											11.13	0.438	3.85	22.00	5.13	0.202	C	E	J
LC 024B 05											12.70	0.500	3.33	19.00	5.61	0.221	D	F	K
LC 024B 06											14.30	0.563	2.89	16.50	6.30	0.248	D	F	K
LC 024B 07											15.88	0.625	2.63	15.00	6.83	0.269	D	F	K
LC 024B 08											19.05	0.750	2.10	12.00	8.18	0.322	E	G	L
LC 024B 09											22.23	0.875	1.80	10.30	9.40	0.370	E	G	L
LC 024B 10											25.40	1.000	1.58	9.00	10.57	0.416	F	H	M
LC 024B 11											28.58	1.125	1.37	7.80	11.84	0.466	F	H	M
LC 024B 12											31.75	1.250	1.23	7.00	12.95	0.510	F	H	M
LC 024B 13											38.10	1.500	1.02	5.80	15.19	0.598	F	H	M
LC 024B 14											44.45	1.750	0.88	5.00	17.07	0.672	F	H	M
LC 024B 15											50.80	2.000	0.75	4.30	19.53	0.769	G	J	N
LC 026B 01	4.57	0.180	4.78	0.188	0.66	0.026	3.05	0.120	30.25	6.80	6.35	0.250	10.51	60.00	3.51	0.138	C	E	J
LC 026B 02											7.95	0.313	8.23	47.00	3.99	0.157	C	E	J
LC 026B 03											9.53	0.375	6.48	37.00	4.83	0.190	C	E	J
LC 026B 04											11.13	0.438	5.43	31.00	5.46	0.215	C	E	J
LC 026B 05											12.70	0.500	4.73	27.00	5.97	0.235	D	F	K
LC 026B 06											14.30	0.563	4.03	23.00	6.96	0.274	D	F	K
LC 026B 07											15.88	0.625	3.68	21.00	7.29	0.287	D	F	K
LC 026B 08											17.48	0.688	3.33	19.00	7.95	0.313	D	F	K
LC 026B 09											19.05	0.750	2.98	17.00	8.76	0.345	E	G	L
LC 026B 10											20.65	0.813	2.80	16.00	9.27	0.365	E	G	L
LC 026B 11											22.23	0.875	2.63	15.00	9.93	0.391	E	G	L
LC 026B 12											25.40	1.000	2.15	12.30	11.51	0.453	F	H	M
LC 026B 13											28.58	1.125	1.89	10.80	13.00	0.512	F	H	M
LC 026B 14											31.75	1.250	1.70	9.70	14.02	0.552	F	H	M
LC 026B 15											38.10	1.500	1.40	8.00	17.27	0.680	F	H	M
LC 026B 16											44.45	1.750	1.21	6.90	19.46	0.766	F	H	M
LC 026B 17											50.80	2.000	1.05	6.00	22.12	0.871	G	J	N
LC 029B 0	4.57	0.180	4.78	0.188	0.74	0.029	2.92	0.115	42.26	9.50	6.35	0.250	17.12	97.80	4.04	0.159	C	E	J
LC 029B 01											7.95	0.313	13.31	76.00	4.75	0.187	C	E	J
LC 029B 02											9.53	0.375	10.68	61.00	5.59	0.220	C	E	J
LC 029B 03											11.13	0.438	8.76	50.00	6.32	0.249	C	E	J
LC 029B 04											12.70	0.500	7.53	43.00	7.11	0.280	D	F	K
LC 029B 05											14.30	0.563	6.57	37.50	8.00	0.315	D	F	K
LC 029B 06											15.88	0.625	5.78	33.00	8.74	0.344	D	F	K
LC 029B 07											17.48	0.688	5.25	30.00	9.45	0.372	D	F	K
LC 029B 08											19.05	0.750	4.73	27.00	10.41	0.410	E	G	L
LC 029B 09											20.65	0.813	4.38	25.00	11.10	0.437	E	G	L
LC 029B 10											22.23	0.875	4.03	23.00	11.89	0.468	E	G	L
LC 029B 11											23.83	0.938	3.73	21.30	12.75	0.502	E	G	L
LC 029B 12	25.40	1.000	3.41	19.50	13.51	0.532	F	H	M										

† Indicates DIN Compression Springs meeting the design parameters outlined in Standard DIN 2098

Spring rates and maximum loads relate only to music wire. When using stainless steel multiply by 0.833

COMPRESSION SPRINGS: STANDARD SERIES



● End Coils Closed and Ground Square ● Music Wire (Plated) or Stainless Steel (Passivated)

LEE STOCK NUMBER	OUTSIDE DIAMETER		TO WORK IN HOLE DIA. MIN		NOMINAL WIRE DIAMETER		TO WORK OVER ROD DIA. MAX		APPROXIMATE LOAD AT SOLID HEIGHT		NOMINAL FREE LENGTH		SPRING RATE		APPROXIMATE SOLID HEIGHT		PRICE GROUP		
	MM	IN	MM	IN	MM	IN	MM	IN	N	LB	MM	IN	N/MM	LB/IN	MM	IN	Music Wire	302 Stainless	316 Stainless
																	M	S	S316
LC 029B 13	4.57	0.180	4.78	0.188	0.74	0.029	2.92	0.115	42.26	9.50	28.58	1.125	3.06	17.50	14.99	0.590	F	H	M
LC 029B 14											31.75	1.250	2.71	15.50	16.43	0.647	F	H	M
LC 029B 15											34.93	1.375	2.45	14.00	18.16	0.715	F	H	M
LC 029B 16											38.10	1.500	2.24	12.80	19.56	0.770	F	H	M
LC 029B 17											44.45	1.750	1.89	10.80	22.48	0.885	F	H	M
LC 029B 18											50.80	2.000	1.66	9.50	25.78	1.015	G	J	N
LC 032B 01					0.81	0.032	2.77	0.109	55.60	12.50	7.95	0.313	21.36	122.00	4.90	0.193	C	E	J
LC 032B 02											9.53	0.375	16.63	95.00	5.92	0.233	C	E	J
LC 032B 03											11.13	0.438	14.01	80.00	6.53	0.257	C	E	J
LC 032B 04											12.70	0.500	11.38	65.00	7.75	0.305	D	F	K
LC 032B 05											14.30	0.563	10.16	58.00	8.56	0.337	D	F	K
LC 032B 06											15.88	0.625	8.93	51.00	9.37	0.369	D	F	K
LC 032B 07									17.48	0.688	8.23	47.00	9.98	0.393	D	F	K		
LC 032B 08									19.05	0.750	7.18	41.00	11.43	0.450	E	G	L		
LC 032B 09									20.65	0.813	6.48	37.00	12.22	0.481	E	G	L		
LC 032B 10									22.23	0.875	5.95	34.00	13.46	0.530	E	G	L		
LC 032B 11									23.83	0.938	5.60	32.00	14.25	0.561	E	G	L		
LC 032B 12									25.40	1.000	5.08	29.00	15.27	0.601	F	H	M		
LC 032B 13	28.58	1.125	4.55	26.00					16.64	0.655	F	H	M						
LC 032B 14	31.75	1.250	4.11	23.50					18.01	0.709	F	H	M						
LC 032B 15	34.93	1.375	3.68	21.00					20.04	0.789	F	H	M						
LC 032B 16	38.10	1.500	3.41	19.50					21.26	0.837	F	H	M						
LC 032B 17	44.45	1.750	2.89	16.50					25.25	0.994	F	H	M						
LC 032B 18	50.80	2.000	2.49	14.20					29.46	1.160	G	J	N						
LC 035B 01	0.89	0.035	2.62	0.103	73.84	16.60	9.53	0.375	24.37	139.20	6.68	0.263	C	E	J				
LC 035B 02							11.13	0.438	20.19	115.30	7.70	0.303	C	E	J				
LC 035B 03							12.70	0.500	17.28	98.70	8.69	0.342	D	F	K				
LC 035B 04							14.30	0.563	15.08	86.10	9.68	0.381	D	F	K				
LC 035B 05							15.88	0.625	13.40	76.50	10.67	0.420	D	F	K				
LC 035B 06							17.48	0.688	12.03	68.70	11.68	0.460	D	F	K				
LC 035B 07					19.05	0.750	10.93	62.40	12.65	0.498	E	G	L						
LC 035B 08					20.65	0.813	10.00	57.10	13.67	0.538	E	G	L						
LC 035B 09					22.23	0.875	9.23	52.70	14.66	0.577	E	G	L						
LC 035B 10					23.83	0.938	8.56	48.90	15.65	0.616	E	G	L						
LC 035B 11					25.40	1.000	8.00	45.70	16.64	0.655	F	H	M						
LC 035B 12					28.58	1.125	7.04	40.20	18.64	0.734	F	H	M						
LC 035B 13					31.75	1.250	6.30	36.00	20.62	0.812	F	H	M						
LC 035B 14					34.93	1.375	5.69	32.50	22.61	0.890	F	H	M						
LC 035B 15					38.10	1.500	5.20	29.70	24.61	0.969	F	H	M						
LC 035B 16					44.45	1.750	4.43	25.30	28.58	1.125	F	H	M						
LC 035B 17					50.80	2.000	3.85	22.00	32.56	1.282	G	J	N						
LC 035B 18					57.15	2.250	3.41	19.50	36.55	1.439	G	J	N						
LCM035B 01	4.60	0.181	4.80	0.189	0.35	0.014	3.60	0.142	4.94	1.11	6.50	0.256	0.98	5.57	1.42	0.056	C	E	SPECIAL
LCM035B 02											8.00	0.315	0.78	4.43	1.60	0.063	C	E	SPECIAL
LCM035B 03											9.50	0.374	0.64	3.67	1.80	0.071	C	E	SPECIAL
LCM035B 04											11.00	0.433	0.55	3.14	1.98	0.078	C	E	SPECIAL
LCM035B 05											12.50	0.492	0.48	2.74	2.18	0.086	C	E	SPECIAL
LCM035B 06											14.00	0.551	0.43	2.43	2.36	0.093	D	F	SPECIAL
LCM035B 07					15.50	0.610	0.38	2.18	2.54	0.100	D	F	SPECIAL						
LCM035B 08					17.00	0.669	0.35	1.98	2.74	0.108	D	F	SPECIAL						
LCM035B 09					19.00	0.748	0.31	1.77	3.00	0.118	E	G	SPECIAL						
LCM035B 10					25.00	0.984	0.23	1.33	3.73	0.147	E	G	SPECIAL						
LCM035B 11					30.00	1.181	0.19	1.10	4.37	0.172	F	H	SPECIAL						
LCM035B 12					40.00	1.575	0.14	0.82	5.61	0.221	F	H	SPECIAL						
LCM045B 01	0.45	0.018	3.40	0.134	10.81	2.43	6.50	0.256	2.40	13.73	2.01	0.079	C	E	SPECIAL				
LCM045B 02							8.00	0.315	1.90	10.83	2.31	0.091	C	E	SPECIAL				
LCM045B 03							9.50	0.374	1.57	8.94	2.62	0.103	C	E	SPECIAL				
LCM045B 04							11.00	0.433	1.33	7.61	2.90	0.114	C	E	SPECIAL				
LCM045B 05							12.50	0.492	1.16	6.63	3.20	0.126	C	E	SPECIAL				
LCM045B 06							14.00	0.551	1.03	5.87	3.51	0.138	D	F	SPECIAL				
LCM045B 07							15.50	0.610	0.92	5.27	3.78	0.149	D	F	SPECIAL				

† Indicates DIN Compression Springs meeting the design parameters outlined in Standard DIN 2098



COMPRESSION SPRINGS: STANDARD SERIES

● End Coils Closed and Ground Square ● Music Wire (Plated) or Stainless Steel (Passivated)

LEE STOCK NUMBER	OUTSIDE DIAMETER		TO WORK IN HOLE DIA. MIN		NOMINAL WIRE DIAMETER		TO WORK OVER ROD DIA. MAX		APPROXIMATE LOAD AT SOLID HEIGHT		NOMINAL FREE LENGTH		SPRING RATE		APPROXIMATE SOLID HEIGHT		PRICE GROUP		
	MM	IN	MM	IN	MM	IN	MM	IN	N	LB	MM	IN	N/MM	LB/IN	MM	IN	Music Wire	302 Stainless	316 Stainless
																	M	S	S316
LCM045B 08	4.60	0.181	4.80	0.189	0.45	0.018	3.40	0.134	10.81	2.43	17.00	0.669	0.84	4.78	4.09	0.161	D	F	SPECIAL
LCM045B 09											19.00	0.748	0.74	4.25	4.50	0.177	E	G	SPECIAL
LCM045B 10											25.00	0.984	0.56	3.19	5.69	0.224	E	G	SPECIAL
LCM045B 11											30.00	1.181	0.46	2.64	6.68	0.263	F	H	SPECIAL
LCM045B 12											40.00	1.575	0.34	1.97	8.66	0.341	F	H	SPECIAL
LCM055B 01					0.55	0.022	3.27	0.129	17.66	3.97	6.50	0.256	4.72	26.96	2.77	0.109	C	E	SPECIAL
LCM055B 02											8.00	0.315	3.69	21.10	3.23	0.127	C	E	SPECIAL
LCM055B 03											9.50	0.374	3.03	17.33	3.68	0.145	C	E	SPECIAL
LCM055B 04											11.00	0.433	2.57	14.70	4.14	0.163	C	E	SPECIAL
LCM055B 05											12.50	0.492	2.24	12.77	4.60	0.181	C	E	SPECIAL
LCM055B 06											14.00	0.551	1.98	11.28	5.05	0.199	D	F	SPECIAL
LCM055B 07	15.50	0.610	1.77	10.11					5.54	0.218	D	F	SPECIAL						
LCM055B 08	17.00	0.669	1.60	9.16					5.99	0.236	D	F	SPECIAL						
LCM055B 09	19.00	0.748	1.42	8.13					6.60	0.260	E	G	SPECIAL						
LCM055B 10	25.00	0.984	1.07	6.09					8.43	0.332	E	G	SPECIAL						
LCM055B 11	27.50	1.083	0.96	5.51					9.22	0.363	F	H	SPECIAL						
LCM055B 12	30.00	1.181	0.88	5.04					9.98	0.393	F	H	SPECIAL						
LCM055B 13	40.00	1.575	0.65	3.74	13.06	0.514	F	H	SPECIAL										
LCM060B 01	0.60	0.024	3.10	0.122	23.57	5.30	6.50	0.256	6.81	38.91	3.05	0.120	C	E	SPECIAL				
LCM060B 02							8.00	0.315	5.31	30.33	3.56	0.140	C	E	SPECIAL				
LCM060B 03							9.50	0.374	4.35	24.85	4.09	0.161	C	E	SPECIAL				
LCM060B 04							11.00	0.433	3.68	21.04	4.60	0.181	C	E	SPECIAL				
LCM060B 05							12.50	0.492	3.20	18.25	5.13	0.202	C	E	SPECIAL				
LCM060B 06							14.00	0.551	2.82	16.11	5.66	0.223	D	F	SPECIAL				
LCM060B 07					15.50	0.610	2.52	14.42	6.17	0.243	D	F	SPECIAL						
LCM060B 08					17.00	0.669	2.29	13.05	6.71	0.264	D	F	SPECIAL						
LCM060B 09					19.00	0.748	2.03	11.59	7.39	0.291	E	G	SPECIAL						
LCM060B 10					25.00	0.984	1.52	8.67	9.47	0.373	E	G	SPECIAL						
LCM060B 11					27.50	1.083	1.37	7.84	10.34	0.407	F	H	SPECIAL						
LCM060B 12					30.00	1.181	1.25	7.16	11.23	0.442	F	H	SPECIAL						
LCM060B 13	40.00	1.575	0.93	5.32	16.08	0.633	F	H	SPECIAL										
LCM060B 14	50.00	1.969	0.74	4.23	18.19	0.716	F	H	SPECIAL										
LCM080B 01	0.80	0.032	2.70	0.106	55.91	12.57	6.50	0.256	24.00	137.07	4.17	0.164	C	E	SPECIAL				
LCM080B 02							8.00	0.315	18.37	104.94	4.95	0.195	C	E	SPECIAL				
LCM080B 03							9.50	0.374	14.89	85.02	5.74	0.226	C	E	SPECIAL				
LCM080B 04							11.00	0.433	12.51	71.45	6.53	0.257	C	E	SPECIAL				
LCM080B 05							12.50	0.492	10.79	61.62	7.32	0.288	C	E	SPECIAL				
LCM080B 06							14.00	0.551	9.48	54.13	8.10	0.319	D	F	SPECIAL				
LCM080B 07					15.50	0.610	8.46	48.32	8.89	0.350	D	F	SPECIAL						
LCM080B 08					17.00	0.669	7.64	43.61	9.68	0.381	D	F	SPECIAL						
LCM080B 09					19.00	0.748	6.76	38.60	10.74	0.423	E	G	SPECIAL						
LCM080B 10					25.00	0.984	5.03	28.70	13.89	0.547	E	G	SPECIAL						
LCM080B 11					27.50	1.083	4.54	25.93	15.19	0.598	F	H	SPECIAL						
LCM080B 12					30.00	1.181	4.14	23.65	16.51	0.650	F	H	SPECIAL						
LCM080B 13	40.00	1.575	3.06	17.49	21.77	0.857	F	H	SPECIAL										
LCM080B 14	50.00	1.969	2.43	13.88	27.00	1.063	F	H	SPECIAL										
LCM063BA 01†	4.63	0.182	5.00	0.197	0.63	0.025	3.00	0.118	22.56	5.07	6.70	0.264	7.27	41.53	3.45	0.136	F	H	SPECIAL
LCM063BA 02†											9.60	0.378	4.63	26.43	4.72	0.186	F	H	SPECIAL
LCM063BA 03†											14.00	0.551	2.99	17.10	6.60	0.260	F	H	SPECIAL
LCM063BA 04†											20.00	0.787	2.04	11.63	9.14	0.360	F	H	SPECIAL
LCM063BA 05†											29.00	1.142	1.38	7.86	12.90	0.508	F	H	SPECIAL
LC 014BB 01	4.78	0.188	5.16	0.203	0.36	0.014	3.86	0.152	2.64	0.59	6.35	0.250	0.59	3.40	1.91	0.075	C	E	J
LC 014BB 02											7.95	0.313	0.46	2.65	2.25	0.088	C	E	J
LC 014BB 03											9.53	0.375	0.38	2.17	2.57	0.101	C	E	J
LC 014BB 04											11.13	0.438	0.32	1.84	2.91	0.115	C	E	J
LC 014BB 05											12.70	0.500	0.28	1.60	3.24	0.128	D	F	K
LC 014BB 06											14.30	0.563	0.25	1.41	3.57	0.141	D	F	K
LC 014BB 07											15.88	0.625	0.22	1.26	3.90	0.154	D	F	K
LC 014BB 08											19.05	0.750	0.18	1.04	4.57	0.180	D	F	K
LC 014BB 09											22.23	0.875	0.16	0.89	5.23	0.206	D	F	K
LC 014BB 10											25.40	1.000	0.14	0.78	5.89	0.232	E	G	L

† Indicates DIN Compression Springs meeting the design parameters outlined in Standard DIN 2098

Spring rates and maximum loads relate only to music wire. When using stainless steel multiply by 0.833

COMPRESSION SPRINGS: STANDARD SERIES



● End Coils Closed and Ground Square ● Music Wire (Plated) or Stainless Steel (Passivated)

LEE STOCK NUMBER	OUTSIDE DIAMETER		TO WORK IN HOLE DIA. MIN		NOMINAL WIRE DIAMETER		TO WORK OVER ROD DIA. MAX		APPROXIMATE LOAD AT SOLID HEIGHT		NOMINAL FREE LENGTH		SPRING RATE		APPROXIMATE SOLID HEIGHT		PRICE GROUP								
	MM	IN	MM	IN	MM	IN	MM	IN	N	LB	MM	IN	N/MM	LB/IN	MM	IN	Music Wire	302 Stainless	316 Stainless						
																	M	S	S316						
LC 014BB 11	4.78	0.188	5.16	0.203	0.36	0.014	3.86	0.152	2.64	0.59	31.75	1.250	0.11	0.62	7.22	0.284	E	G	L						
LC 014BB 12											34.93	1.375	0.10	0.56	7.89	0.311	E	G	L						
LC 014BB 13											38.10	1.500	0.09	0.51	8.55	0.337	F	H	M						
LC 014BB 14											44.45	1.750	0.08	0.44	9.88	0.389	F	H	M						
LC 018BB 01											0.46	0.018	3.63	0.143	11.16	2.51	6.35	0.250	2.55	14.57	1.98	0.078	C	E	J
LC 018BB 02																	7.95	0.313	1.97	11.26	2.28	0.090	C	E	J
LC 018BB 03																	9.53	0.375	1.61	9.20	2.58	0.102	C	E	J
LC 018BB 04																	11.13	0.438	1.36	7.76	2.89	0.114	C	E	J
LC 018BB 05																	12.70	0.500	1.23	7.00	3.11	0.122	D	F	K
LC 018BB 06																	14.30	0.563	1.04	5.92	3.49	0.137	D	F	K
LC 018BB 07																	15.88	0.625	0.93	5.29	3.79	0.149	D	F	K
LC 018BB 08																	17.48	0.688	0.84	4.78	4.10	0.161	D	F	K
LC 018BB 09																	19.05	0.750	0.76	4.37	4.40	0.173	D	F	K
LC 018BB 10																	22.23	0.875	0.65	3.72	5.00	0.197	E	G	L
LC 018BB 11																	23.83	0.938	0.61	3.46	5.31	0.209	E	G	L
LC 018BB 12																	25.40	1.000	0.54	3.10	6.03	0.237	E	G	L
LC 018BB 13	28.58	1.125	0.50	2.86	6.21	0.245	E	G	L																
LC 018BB 14	31.75	1.250	0.45	2.57	6.81	0.268	E	G	L																
LC 018BB 15	38.10	1.500	0.37	2.13	8.03	0.316	F	H	M																
LC 018BB 16	44.45	1.750	0.32	1.82	9.24	0.364	F	H	M																
LC 020BB 01	0.51	0.020	3.53	0.139	14.28	3.21	6.35	0.250	3.58	20.42	2.35	0.093	C	E	J										
LC 020BB 02							7.95	0.313	2.75	15.71	2.75	0.108	C	E	J										
LC 020BB 03							9.53	0.375	2.24	12.80	3.13	0.123	C	E	J										
LC 020BB 04							11.13	0.438	1.89	10.77	3.53	0.139	C	E	J										
LC 020BB 05							12.70	0.500	1.63	9.32	3.91	0.154	D	F	K										
LC 020BB 06							14.30	0.563	1.44	8.20	4.31	0.170	D	F	K										
LC 020BB 07							15.88	0.625	1.28	7.33	4.69	0.185	D	F	K										
LC 020BB 08							17.48	0.688	1.16	6.62	5.08	0.200	D	F	K										
LC 020BB 09							19.05	0.750	1.06	6.04	5.47	0.215	D	F	K										
LC 020BB 10							22.23	0.875	0.90	5.14	6.25	0.246	E	G	L										
LC 020BB 11							23.83	0.938	0.84	4.78	6.64	0.262	E	G	L										
LC 020BB 12							25.40	1.000	0.78	4.47	7.03	0.277	E	G	L										
LC 020BB 13							28.58	1.125	0.69	3.95	7.81	0.307	E	G	L										
LC 020BB 14							31.75	1.250	0.62	3.54	8.59	0.338	E	G	L										
LC 020BB 15							38.10	1.500	0.51	2.94	10.14	0.399	F	H	M										
LC 020BB 16							44.45	1.750	0.44	2.51	11.70	0.461	F	H	M										
LC 023BB 01	0.58	0.023	3.38	0.133	17.79	4.00	6.35	0.250	5.39	30.77	3.05	0.120	C	E	J										
LC 023BB 02							7.95	0.313	4.12	23.51	3.62	0.142	C	E	J										
LC 023BB 03							9.53	0.375	3.34	19.08	4.18	0.164	C	E	J										
LC 023BB 04							11.13	0.438	2.80	16.01	4.75	0.187	C	E	J										
LC 023BB 05							12.70	0.500	2.42	13.82	5.31	0.209	D	F	K										
LC 023BB 06							14.30	0.563	2.13	12.14	5.88	0.231	D	F	K										
LC 023BB 07							15.88	0.625	1.90	10.84	6.44	0.253	D	F	K										
LC 023BB 08							19.05	0.750	1.56	8.92	7.57	0.298	D	F	K										
LC 023BB 09							22.23	0.875	1.33	7.57	8.70	0.342	E	G	L										
LC 023BB 10							25.40	1.000	1.15	6.58	9.83	0.387	E	G	L										
LC 023BB 11							31.75	1.250	0.91	5.21	12.09	0.476	E	G	L										
LC 023BB 12							34.93	1.375	0.83	4.72	13.22	0.520	E	G	L										
LC 023BB 13							38.10	1.500	0.76	4.32	14.35	0.565	F	H	M										
LC 023BB 14							44.45	1.750	0.64	3.65	16.61	0.654	F	H	M										
LC 023BB 15							50.80	2.000	0.56	3.18	18.87	0.743	F	H	M										
LC 026BB 01							0.66	0.026	3.25	0.128	34.17	7.68	6.35	0.250	10.70	61.09	3.15	0.124	C	E	J				
LC 026BB 02	7.95	0.313	8.12	46.35	3.73	0.147							C	E	J										
LC 026BB 03	9.53	0.375	6.56	37.45	4.29	0.169							C	E	J										
LC 026BB 04	11.13	0.438	5.49	31.34	4.86	0.191							C	E	J										
LC 026BB 05	12.70	0.500	4.73	27.00	5.42	0.213							D	F	K										
LC 026BB 06	14.30	0.563	4.14	23.67	5.99	0.236							D	F	K										
LC 026BB 07	15.88	0.625	3.70	21.11	6.55	0.258							D	F	K										
LC 026BB 08	17.48	0.688	3.33	19.02	7.12	0.281							D	F	K										
LC 026BB 09	19.05	0.750	3.03	17.33	7.69	0.303							D	F	K										
LC 026BB 10	22.23	0.875	2.57	14.70	8.82	0.347							E	G	L										

† Indicates DIN Compression Springs meeting the design parameters outlined in Standard DIN 2098



COMPRESSION SPRINGS: STANDARD SERIES

● End Coils Closed and Ground Square ● Music Wire (Plated) or Stainless Steel (Passivated)

LEE STOCK NUMBER	OUTSIDE DIAMETER		TO WORK IN HOLE DIA. MIN		NOMINAL WIRE DIAMETER		TO WORK OVER ROD DIA. MAX		APPROXIMATE LOAD AT SOLID HEIGHT		NOMINAL FREE LENGTH		SPRING RATE		APPROXIMATE SOLID HEIGHT		PRICE GROUP								
	MM	IN	MM	IN	MM	IN	MM	IN	N	LB	MM	IN	N/MM	LB/IN	MM	IN	Music Wire	302 Stainless	316 Stainless						
																	M	S	S316						
LC 026BB 11	4.78	0.188	5.16	0.203	0.66	0.026	3.25	0.128	34.17	7.68	23.83	0.938	2.39	13.65	9.39	0.370	E	G	L						
LC 026BB 12											25.40	1.000	2.14	12.20	10.11	0.398	E	G	L						
LC 026BB 13											28.58	1.125	1.96	11.19	11.16	0.439	E	G	L						
LC 026BB 14											31.75	1.250	1.76	10.03	12.30	0.484	E	G	L						
LC 026BB 15											38.10	1.500	1.45	8.30	14.58	0.574	F	H	M						
LC 026BB 16											44.45	1.750	1.24	7.07	16.86	0.664	F	H	M						
LC 029BB 01											0.74	0.029	3.10	0.122	47.29	10.63	6.35	0.250	17.04	97.31	3.57	0.141	C	E	J
LC 029BB 02																	7.95	0.313	12.83	73.27	4.25	0.167	C	E	J
LC 029BB 03																	9.53	0.375	10.32	58.94	4.91	0.193	C	E	J
LC 029BB 04																	11.13	0.438	8.61	49.17	5.59	0.220	C	E	J
LC 029BB 05																	12.70	0.500	7.40	42.27	6.25	0.246	D	F	K
LC 029BB 06																	14.30	0.563	6.48	37.00	6.93	0.273	D	F	K
LC 029BB 07																	15.88	0.625	5.77	32.95	7.59	0.299	D	F	K
LC 029BB 08																	17.48	0.688	5.19	29.66	8.27	0.326	D	F	K
LC 029BB 09																	19.05	0.750	4.73	27.00	8.93	0.352	D	F	K
LC 029BB 10																	20.65	0.813	4.33	24.75	9.61	0.378	E	G	L
LC 029BB 11	22.23	0.875	4.00	22.87	10.27	0.404	E	G	L																
LC 029BB 12	23.83	0.938	3.72	21.23	10.95	0.431	E	G	L																
LC 029BB 13	28.58	1.125	3.07	17.51	12.95	0.510	E	G	L																
LC 029BB 14	31.75	1.250	2.74	15.67	14.29	0.563	E	G	L																
LC 029BB 15	34.93	1.375	2.48	14.19	15.63	0.615	F	H	M																
LC 029BB 16	38.10	1.500	2.24	12.80	16.97	0.668	F	H	M																
LC 029BB 17	44.45	1.750	1.93	11.04	19.65	0.774	F	H	M																
LC 029BB 18	50.80	2.000	1.68	9.62	22.33	0.879	F	H	M																
LC 032BB 01	0.81	0.032	2.92	0.115	62.75	14.11	6.35	0.250	26.53	151.54	3.99	0.157	C	E	J										
LC 032BB 02							7.95	0.313	19.82	113.20	4.77	0.188	C	E	J										
LC 032BB 03							9.53	0.375	15.87	90.63	5.54	0.218	C	E	J										
LC 032BB 04							11.13	0.438	13.20	75.36	6.32	0.249	C	E	J										
LC 032BB 05							12.70	0.500	11.32	64.65	7.09	0.279	D	F	K										
LC 032BB 06							14.30	0.563	9.89	56.49	7.87	0.310	D	F	K										
LC 032BB 07							15.88	0.625	8.80	50.24	8.64	0.340	D	F	K										
LC 032BB 08							17.48	0.688	7.91	45.17	9.43	0.371	D	F	K										
LC 032BB 09							19.05	0.750	7.19	41.09	10.20	0.401	D	F	K										
LC 032BB 10							20.65	0.813	6.59	37.63	10.98	0.432	E	G	L										
LC 032BB 11							22.23	0.875	6.09	34.75	11.75	0.463	E	G	L										
LC 032BB 12							23.83	0.938	5.65	32.25	12.53	0.493	E	G	L										
LC 032BB 13							25.40	1.000	5.27	30.11	13.30	0.524	E	G	L										
LC 032BB 14							28.58	1.125	4.65	26.57	14.86	0.585	F	H	M										
LC 032BB 15							31.75	1.250	4.16	23.77	16.41	0.646	F	H	M										
LC 032BB 16							34.93	1.375	3.76	21.50	17.96	0.707	F	H	M										
LC 032BB 17							38.10	1.500	3.40	19.40	19.51	0.768	F	H	M										
LC 032BB 18							44.45	1.750	2.93	16.72	22.62	0.891	G	J	N										
LC 032BB 19							50.80	2.000	2.55	14.56	25.73	1.013	G	J	N										
LCM080BB 01†	4.80	0.189	5.30	0.209	0.80	0.032	2.80	0.110	43.60	9.80	6.90	0.272	18.91	107.99	4.39	0.173	F	H	SPECIAL						
LCM080BB 02†											9.70	0.382	12.03	68.72	5.99	0.236	F	H	SPECIAL						
LCM080BB 03†											14.00	0.551	7.79	44.47	8.41	0.331	F	H	SPECIAL						
LCM080BB 04†											19.50	0.768	5.29	30.24	11.61	0.457	F	H	SPECIAL						
LCM080BB 05†											28.00	1.102	3.58	20.43	16.41	0.646	F	H	SPECIAL						
LC 018BC 01	5.33	0.210	5.56	0.219	0.46	0.018	4.19	0.165	8.90	2.00	6.35	0.250	1.94	11.10	1.88	0.074	C	E	J						
LC 018BC 02											7.95	0.313	1.51	8.60	2.16	0.085	C	E	J						
LC 018BC 03											9.53	0.375	1.23	7.00	2.44	0.096	C	E	J						
LC 018BC 04											11.13	0.438	1.03	5.90	2.72	0.107	C	E	J						
LC 018BC 05											12.70	0.500	0.89	5.10	2.97	0.117	D	F	K						
LC 018BC 06											14.30	0.563	0.79	4.50	3.25	0.128	D	F	K						
LC 018BC 07											15.88	0.625	0.70	4.00	3.53	0.139	D	F	K						
LC 018BC 08											17.48	0.688	0.65	3.70	3.81	0.150	D	F	K						
LC 018BC 09											19.05	0.750	0.58	3.30	4.09	0.161	E	G	L						
LC 018BC 10											20.65	0.813	0.54	3.10	4.37	0.172	E	G	L						
LC 018BC 11											22.35	0.880	0.49	2.80	4.65	0.183	E	G	L						
LC 018BC 12											25.40	1.000	0.44	2.50	5.18	0.204	E	G	L						
LC 018BC 13											31.75	1.250	0.35	2.00	6.27	0.247	F	H	M						

† Indicates DIN Compression Springs meeting the design parameters outlined in Standard DIN 2098

Spring rates and maximum loads relate only to music wire. When using stainless steel multiply by 0.833

COMPRESSION SPRINGS: STANDARD SERIES



● End Coils Closed and Ground Square ● Music Wire (Plated) or Stainless Steel (Passivated)

LEE STOCK NUMBER	OUTSIDE DIAMETER		TO WORK IN HOLE DIA. MIN		NOMINAL WIRE DIAMETER		TO WORK OVER ROD DIA. MAX		APPROXIMATE LOAD AT SOLID HEIGHT		NOMINAL FREE LENGTH		SPRING RATE		APPROXIMATE SOLID HEIGHT		PRICE GROUP		
	MM	IN	MM	IN	MM	IN	MM	IN	N	LB	MM	IN	N/MM	LB/IN	MM	IN	Music Wire	302 Stainless	316 Stainless
																	M	S	S316
LC 018BC 14	5.33	0.210	5.56	0.219	0.46	0.018	4.19	0.165	8.90	2.00	38.10	1.500	0.28	1.60	7.39	0.291	F	H	M
LC 018BC 15											44.45	1.750	0.25	1.40	8.43	0.332	G	J	N
LC 018BC 16											50.80	2.000	0.21	1.20	9.68	0.381	G	J	N
LC 022BC 00	5.33	0.210	5.56	0.219	0.56	0.022	4.01	0.158	13.34	3.00	6.35	0.250	3.47	19.80	2.84	0.112	C	E	J
LC 022BC 0											7.95	0.313	2.66	15.20	3.30	0.130	C	E	J
LC 022BC 01											9.53	0.375	2.14	12.25	3.53	0.139	C	E	J
LC 022BC 02											11.13	0.438	1.84	10.50	3.96	0.156	C	E	J
LC 022BC 03											12.70	0.500	1.58	9.00	4.42	0.174	D	F	K
LC 022BC 04											14.30	0.563	1.38	7.90	4.90	0.193	D	F	K
LC 022BC 05											15.88	0.625	1.23	7.00	5.31	0.209	D	F	K
LC 022BC 06											17.48	0.688	1.10	6.30	5.82	0.229	D	F	K
LC 022BC 07											19.05	0.750	1.00	5.70	6.25	0.246	E	G	L
LC 022BC 08											20.65	0.813	0.93	5.30	6.71	0.264	E	G	L
LC 022BC 09											25.40	1.000	0.74	4.20	8.05	0.317	F	H	M
LC 022BC 10											31.75	1.250	0.60	3.40	9.88	0.389	F	H	M
LC 022BC 11											38.10	1.500	0.49	2.80	11.68	0.460	F	H	M
LC 022BC 12	44.45	1.750	0.42	2.39	13.89	0.547	G	J	N										
LC 022BC 13	50.80	2.000	0.36	2.08	15.77	0.621	G	J	N										
LC 026BC 00	5.33	0.210	5.56	0.219	0.66	0.026	3.81	0.150	22.24	5.00	6.35	0.250	6.72	38.40	3.48	0.137	C	E	J
LC 026BC 0											7.95	0.313	5.13	29.30	4.06	0.160	C	E	J
LC 026BC 01											9.53	0.375	4.11	23.50	4.47	0.176	C	E	J
LC 026BC 02											11.13	0.438	3.47	19.80	5.08	0.200	C	E	J
LC 026BC 03											12.70	0.500	2.98	17.00	5.69	0.224	D	F	K
LC 026BC 04											14.30	0.563	2.63	15.00	6.27	0.247	D	F	K
LC 026BC 05											15.88	0.625	2.28	13.00	6.88	0.271	D	F	K
LC 026BC 06											17.48	0.688	2.10	12.00	7.47	0.294	D	F	K
LC 026BC 07											19.05	0.750	1.93	11.00	8.10	0.319	E	G	L
LC 026BC 08											20.65	0.813	1.75	10.00	8.74	0.344	E	G	L
LC 026BC 09											25.40	1.000	1.40	8.00	10.57	0.416	F	H	M
LC 026BC 10											31.75	1.250	1.10	6.30	12.95	0.510	F	H	M
LC 026BC 11											38.10	1.500	0.93	5.30	15.37	0.605	F	H	M
LC 026BC 12	44.45	1.750	0.78	4.47	18.11	0.713	G	J	N										
LC 026BC 13	50.80	2.000	0.68	3.90	20.55	0.809	G	J	N										
LCM050BD 01†	5.50	0.217	6.20	0.244	0.50	0.020	4.00	0.157	9.41	2.12	9.40	0.370	1.48	8.44	2.74	0.108	F	H	SPECIAL
LCM050BD 02†											14.00	0.551	0.94	5.37	3.76	0.148	F	H	SPECIAL
LCM050BD 03†											20.50	0.807	0.61	3.47	5.26	0.207	F	H	SPECIAL
LCM050BD 04†											30.00	1.181	0.41	2.36	7.24	0.285	F	H	SPECIAL
LCM050BD 05†											44.50	1.752	0.28	1.60	10.26	0.404	F	H	SPECIAL
LC 016BD 01	5.54	0.218	5.94	0.234	0.41	0.016	4.52	0.178	3.67	0.82	6.35	0.250	0.82	4.71	1.90	0.075	C	E	J
LC 016BD 02											7.95	0.313	0.64	3.65	2.20	0.087	C	E	J
LC 016BD 03											9.53	0.375	0.52	2.99	2.50	0.099	C	E	J
LC 016BD 04											11.13	0.438	0.44	2.53	2.81	0.111	C	E	J
LC 016BD 05											12.70	0.500	0.38	2.19	3.11	0.123	D	F	K
LC 016BD 06											14.30	0.563	0.34	1.93	3.42	0.135	D	F	K
LC 016BD 07											15.88	0.625	0.30	1.73	3.72	0.147	D	F	K
LC 016BD 08											19.05	0.750	0.25	1.43	4.33	0.171	E	G	L
LC 016BD 09											22.23	0.875	0.21	1.22	4.94	0.194	E	G	L
LC 016BD 10											25.40	1.000	0.19	1.06	5.55	0.218	E	G	L
LC 016BD 11											31.75	1.250	0.15	0.84	6.76	0.266	F	H	M
LC 016BD 12											34.93	1.375	0.13	0.76	7.37	0.290	F	H	M
LC 016BD 13											38.10	1.500	0.12	0.70	7.98	0.314	F	H	M
LC 016BD 14											44.45	1.750	0.10	0.60	9.20	0.362	G	J	N
LC 018BD 01	5.54	0.218	5.94	0.234	0.46	0.018	4.42	0.174	4.37	0.98	6.35	0.250	1.11	6.33	2.41	0.095	C	E	J
LC 018BD 02											7.95	0.313	0.86	4.89	2.84	0.112	C	E	J
LC 018BD 03											9.53	0.375	0.70	3.99	3.26	0.128	C	E	J
LC 018BD 04											11.13	0.438	0.59	3.37	3.69	0.145	C	E	J
LC 018BD 05											12.70	0.500	0.51	2.92	4.12	0.162	D	F	K
LC 018BD 06											14.30	0.563	0.45	2.57	4.55	0.179	D	F	K
LC 018BD 07											15.88	0.625	0.40	2.30	4.97	0.196	D	F	K
LC 018BD 08											19.05	0.750	0.33	1.90	5.83	0.230	E	G	L
LC 018BD 09											22.23	0.875	0.28	1.61	6.68	0.263	E	G	L

† Indicates DIN Compression Springs meeting the design parameters outlined in Standard DIN 2098



COMPRESSION SPRINGS: STANDARD SERIES

● End Coils Closed and Ground Square ● Music Wire (Plated) or Stainless Steel (Passivated)

LEE STOCK NUMBER	OUTSIDE DIAMETER		TO WORK IN HOLE DIA. MIN		NOMINAL WIRE DIAMETER		TO WORK OVER ROD DIA. MAX		APPROXIMATE LOAD AT SOLID HEIGHT		NOMINAL FREE LENGTH		SPRING RATE		APPROXIMATE SOLID HEIGHT		PRICE GROUP						
	MM	IN	MM	IN	MM	IN	MM	IN	N	LB	MM	IN	N/MM	LB/IN	MM	IN	Music Wire	302 Stainless	316 Stainless				
																	M	S	S316				
LC 018BD 10	5.54	0.218	5.94	0.234	0.46	0.018	4.42	0.174	4.37	0.98	25.40	1.000	0.25	1.40	7.54	0.297	E	G	L				
LC 018BD 11											31.75	1.250	0.20	1.12	9.25	0.364	F	H	M				
LC 018BD 12											34.93	1.375	0.18	1.01	10.11	0.398	F	H	M				
LC 018BD 13					38.10	1.500	0.16	0.92	10.96	0.432	F	H	M										
LC 018BD 14					44.45	1.750	0.14	0.79	12.67	0.499	G	J	N										
LC 020BD 01					5.54	0.218	5.94	0.234	0.51	0.020	4.29	0.169	10.57	2.38	6.35	0.250	2.53	14.43	2.17	0.085	C	E	J
LC 020BD 02															7.95	0.313	1.94	11.10	2.50	0.099	C	E	J
LC 020BD 03															9.53	0.375	1.58	9.05	2.83	0.112	C	E	J
LC 020BD 04									11.13	0.438	1.33	7.61	3.17	0.125	C	E	J						
LC 020BD 05									12.70	0.500	1.15	6.59	3.50	0.138	D	F	K						
LC 020BD 06									14.30	0.563	1.01	5.79	3.84	0.151	D	F	K						
LC 020BD 07									15.88	0.625	0.91	5.18	4.17	0.164	D	F	K						
LC 020BD 08									17.48	0.688	0.82	4.68	4.50	0.177	E	G	L						
LC 020BD 09									19.05	0.750	0.75	4.27	4.84	0.190	E	G	L						
LC 020BD 10									22.23	0.875	0.64	3.63	5.50	0.217	E	G	L						
LC 020BD 11	25.40	1.000	0.55	3.16					6.17	0.243	F	H	M										
LC 020BD 12	31.75	1.250	0.44	2.50					7.51	0.296	F	H	M										
LC 020BD 13	34.93	1.375	0.40	2.27					8.17	0.322	F	H	M										
LC 020BD 14	38.10	1.500	0.36	2.08					8.84	0.348	G	J	N										
LC 020BD 15	44.45	1.750	0.31	1.77					10.17	0.401	G	J	N										
LC 028BD 01	5.54	0.218	5.94	0.234	0.71	0.028	3.91	0.154	29.58	6.65	6.35	0.250	9.58	54.73	3.26	0.129	C	E	J				
LC 028BD 02											7.95	0.313	7.23	41.31	3.85	0.152	C	E	J				
LC 028BD 03											9.53	0.375	5.83	33.29	4.42	0.174	C	E	J				
LC 028BD 04					11.13	0.438	4.87	27.80	5.01	0.197	C	E	J										
LC 028BD 05					12.70	0.500	4.19	23.91	5.58	0.220	D	F	K										
LC 028BD 06					14.30	0.563	3.67	20.94	6.16	0.243	D	F	K										
LC 028BD 07					15.88	0.625	3.27	18.66	6.74	0.265	D	F	K										
LC 028BD 08					17.48	0.688	2.94	16.80	7.33	0.288	E	G	L										
LC 028BD 09					19.05	0.750	2.68	15.30	7.90	0.311	E	G	L										
LC 028BD 10					22.23	0.875	2.27	12.96	9.06	0.357	E	G	L										
LC 028BD 11					25.40	1.000	1.97	11.25	10.22	0.402	F	H	M										
LC 028BD 12					31.75	1.250	1.56	8.89	12.54	0.494	F	H	M										
LC 028BD 13					34.93	1.375	1.41	8.05	13.70	0.539	F	H	M										
LC 028BD 14					38.10	1.500	1.29	7.35	14.85	0.585	G	J	N										
LC 028BD 15					44.45	1.750	1.10	6.27	17.17	0.676	G	J	N										
LCM063BE 01†	5.63	0.222	6.10	0.240	0.63	0.025	3.90	0.154	18.02	4.05	8.50	0.335	3.72	21.26	3.45	0.136	F	H	SPECIAL				
LCM063BE 02†											12.50	0.492	2.37	13.53	4.72	0.186	F	H	SPECIAL				
LCM063BE 03†											18.50	0.728	1.52	8.68	6.60	0.260	F	H	SPECIAL				
LCM063BE 04†											26.00	1.024	1.04	5.95	9.14	0.360	F	H	SPECIAL				
LCM063BE 05†											38.50	1.516	0.70	4.02	12.90	0.508	F	H	SPECIAL				
LCM080BF 01†	5.80	0.228	6.30	0.248	0.80	0.032	3.80	0.150	36.28	8.16	8.30	0.327	9.68	55.29	4.39	0.173	G	J	SPECIAL				
LCM080BF 02†											12.00	0.472	6.07	34.66	5.99	0.236	G	J	SPECIAL				
LCM080BF 03†											17.50	0.689	3.99	22.77	8.41	0.331	G	J	SPECIAL				
LCM080BF 04†											24.50	0.965	2.71	15.48	11.61	0.457	G	J	SPECIAL				
LCM080BF 05†											36.00	1.417	1.83	10.46	16.41	0.646	G	J	SPECIAL				
LCM050C 01	6.00	0.236	6.40	0.252	0.50	0.020	4.57	0.180	8.85	1.99	6.50	0.256	1.96	11.18	1.98	0.078	C	E	SPECIAL				
LCM050C 02											8.00	0.315	1.54	8.79	2.26	0.089	C	E	SPECIAL				
LCM050C 03											9.50	0.374	1.27	7.24	2.54	0.100	C	E	SPECIAL				
LCM050C 04											11.00	0.433	1.08	6.15	2.79	0.110	D	F	SPECIAL				
LCM050C 05											12.50	0.492	0.94	5.35	3.07	0.121	D	F	SPECIAL				
LCM050C 06											14.00	0.551	0.83	4.73	3.35	0.132	D	F	SPECIAL				
LCM050C 07											15.50	0.610	0.74	4.24	3.61	0.142	D	F	SPECIAL				
LCM050C 08											17.00	0.669	0.67	3.84	3.89	0.153	D	F	SPECIAL				
LCM050C 09											19.00	0.748	0.60	3.42	4.24	0.167	E	G	SPECIAL				
LCM050C 10											25.00	0.984	0.45	2.56	5.33	0.210	E	G	SPECIAL				
LCM050C 11											27.50	1.083	0.41	2.32	5.77	0.227	E	G	SPECIAL				
LCM050C 12											30.00	1.181	0.37	2.12	6.22	0.245	F	H	SPECIAL				
LCM050C 13											35.00	1.378	0.32	1.81	7.14	0.281	F	H	SPECIAL				
LCM050C 14											40.00	1.575	0.28	1.58	8.03	0.316	F	H	SPECIAL				
LCM050C 15											45.00	1.772	0.25	1.40	8.94	0.352	F	H	SPECIAL				
LCM050C 16											50.00	1.969	0.22	1.26	9.83	0.387	F	H	SPECIAL				

† Indicates DIN Compression Springs meeting the design parameters outlined in Standard DIN 2098

Spring rates and maximum loads relate only to music wire. When using stainless steel multiply by 0.833

COMPRESSION SPRINGS: STANDARD SERIES



● End Coils Closed and Ground Square ● Music Wire (Plated) or Stainless Steel (Passivated)

LEE STOCK NUMBER	OUTSIDE DIAMETER		TO WORK IN HOLE DIA. MIN		NOMINAL WIRE DIAMETER		TO WORK OVER ROD DIA. MAX		APPROXIMATE LOAD AT SOLID HEIGHT		NOMINAL FREE LENGTH		SPRING RATE		APPROXIMATE SOLID HEIGHT		PRICE GROUP		
	MM	IN	MM	IN	MM	IN	MM	IN	N	LB	MM	IN	N/MM	LB/IN	MM	IN	Music Wire	302 Stainless	316 Stainless
																	M	S	S316
LCM060C 01	6.00	0.236	6.40	0.252	0.60	0.024	4.40	0.173	14.68	3.30	6.50	0.256	3.74	21.35	2.57	0.101	C	E	SPECIAL
LCM060C 02											8.00	0.315	2.91	16.64	2.95	0.116	C	E	SPECIAL
LCM060C 03											9.50	0.374	2.39	13.63	3.33	0.131	C	E	SPECIAL
LCM060C 04											11.00	0.433	2.02	11.55	3.73	0.147	D	F	SPECIAL
LCM060C 05											12.50	0.492	1.75	10.01	4.11	0.162	D	F	SPECIAL
LCM060C 06											14.00	0.551	1.55	8.84	4.50	0.177	D	F	SPECIAL
LCM060C 07											15.50	0.610	1.39	7.91	4.88	0.192	D	F	SPECIAL
LCM060C 08											17.00	0.669	1.25	7.16	5.26	0.207	D	F	SPECIAL
LCM060C 09											19.00	0.748	1.11	6.36	5.79	0.228	E	G	SPECIAL
LCM060C 10											25.00	0.984	0.83	4.76	7.34	0.289	E	G	SPECIAL
LCM060C 11											27.50	1.083	0.75	4.30	7.98	0.314	E	G	SPECIAL
LCM060C 12											30.00	1.181	0.69	3.93	8.61	0.339	F	H	SPECIAL
LCM060C 13											35.00	1.378	0.59	3.35	9.91	0.390	F	H	SPECIAL
LCM060C 14											40.00	1.575	0.51	2.92	11.20	0.441	F	H	SPECIAL
LCM060C 15											45.00	1.772	0.45	2.58	12.47	0.491	F	H	SPECIAL
LCM060C 16											50.00	1.969	0.41	2.32	13.77	0.542	F	H	SPECIAL
LCM080C 01					0.80	0.032	4.00	0.158	44.08	9.91	6.50	0.256	13.92	79.51	3.33	0.131	C	E	SPECIAL
LCM080C 02					8.00	0.315	10.66	60.87	3.86	0.152	C	E	SPECIAL						
LCM080C 03					9.50	0.374	8.64	49.32	4.39	0.173	C	E	SPECIAL						
LCM080C 04					11.00	0.433	7.26	41.45	4.93	0.194	D	F	SPECIAL						
LCM080C 05					12.50	0.492	6.26	35.74	5.46	0.215	D	F	SPECIAL						
LCM080C 06					14.00	0.551	5.50	31.42	5.97	0.235	D	F	SPECIAL						
LCM080C 07					15.50	0.610	4.91	28.03	6.50	0.256	D	F	SPECIAL						
LCM080C 08					17.00	0.669	4.43	25.30	7.04	0.277	D	F	SPECIAL						
LCM080C 09					19.00	0.748	3.92	22.39	7.75	0.305	E	G	SPECIAL						
LCM080C 10					25.00	0.984	2.92	16.65	9.86	0.388	E	G	SPECIAL						
LCM080C 11					27.50	1.083	2.63	15.04	10.74	0.423	E	G	SPECIAL						
LCM080C 12					30.00	1.181	2.40	13.72	11.63	0.458	F	H	SPECIAL						
LCM080C 13					35.00	1.378	2.04	11.66	13.39	0.527	F	H	SPECIAL						
LCM080C 14					40.00	1.575	1.78	10.15	15.16	0.597	F	H	SPECIAL						
LCM080C 15					45.00	1.772	1.57	8.98	16.92	0.666	F	H	SPECIAL						
LCM080C 16					50.00	1.969	1.41	8.05	18.69	0.736	G	J	SPECIAL						
LCM100C 01†	6.50	0.256	1.00	0.039	3.60	0.142	63.27	14.22	8.50	0.335	23.64	134.98	5.51	0.217	G	J	SPECIAL		
LCM100C 02†									12.00	0.472	15.04	85.90	7.49	0.295	G	J	SPECIAL		
LCM100C 03†									17.00	0.669	9.73	55.58	10.49	0.413	G	J	SPECIAL		
LCM100C 04†									24.00	0.945	6.62	37.80	14.50	0.571	G	J	SPECIAL		
LCM100C 05†									34.50	1.358	4.47	25.54	20.50	0.807	G	J	SPECIAL		
LCM110C 01	6.40	0.252	1.10	0.043	3.40	0.134	94.21	21.18	8.00	0.315	40.63	232.03	5.69	0.224	E	G	SPECIAL		
LCM110C 02									9.50	0.374	32.28	184.35	6.58	0.259	E	G	SPECIAL		
LCM110C 03									11.00	0.433	26.78	152.93	7.49	0.295	E	G	SPECIAL		
LCM110C 04									12.50	0.492	22.88	130.66	8.38	0.330	F	H	SPECIAL		
LCM110C 05									14.00	0.551	19.97	114.05	9.30	0.366	F	H	SPECIAL		
LCM110C 06									15.50	0.610	17.72	101.19	10.19	0.401	F	H	SPECIAL		
LCM110C 07									17.00	0.669	15.92	90.93	11.10	0.437	F	H	SPECIAL		
LCM110C 08									19.00	0.748	14.03	80.11	12.29	0.484	G	J	SPECIAL		
LCM110C 09									22.00	0.866	11.90	67.97	14.10	0.555	G	J	SPECIAL		
LCM110C 10									25.00	0.984	10.34	59.03	15.90	0.626	G	J	SPECIAL		
LCM110C 11									27.50	1.083	9.31	53.19	17.40	0.685	H	K	SPECIAL		
LCM110C 12									30.00	1.181	8.48	48.41	18.90	0.744	H	K	SPECIAL		
LCM110C 13									35.00	1.378	7.18	41.03	21.89	0.862	H	K	SPECIAL		
LCM110C 14									40.00	1.575	6.23	35.60	24.89	0.980	J	L	SPECIAL		
LCM110C 15									45.00	1.772	5.51	31.44	27.91	1.099	J	L	SPECIAL		
LCM110C 16									50.00	1.969	4.93	28.15	30.91	1.217	J	L	SPECIAL		
LCM110C 17									55.00	2.165	4.46	25.49	33.91	1.335	K	M	SPECIAL		
LCM110C 18									60.00	2.362	4.08	23.28	36.91	1.453	K	M	SPECIAL		
LCM110C 19									65.00	2.559	3.75	21.43	39.90	1.571	K	M	SPECIAL		

† Indicates DIN Compression Springs meeting the design parameters outlined in Standard DIN 2098



COMPRESSION SPRINGS: STANDARD SERIES

● End Coils Closed and Ground Square ● Music Wire (Plated) or Stainless Steel (Passivated)

LEE STOCK NUMBER	OUTSIDE DIAMETER		TO WORK IN HOLE DIA. MIN		NOMINAL WIRE DIAMETER		TO WORK OVER ROD DIA. MAX		APPROXIMATE LOAD AT SOLID HEIGHT		NOMINAL FREE LENGTH		SPRING RATE		APPROXIMATE SOLID HEIGHT		PRICE GROUP		
	MM	IN	MM	IN	MM	IN	MM	IN	N	LB	MM	IN	N/MM	LB/IN	MM	IN	Music Wire	302 Stainless	316 Stainless
																	M	S	S316
LC 016C 01	6.10	0.240	6.35	0.250	0.41	0.016	4.98	0.196	5.34	1.20	6.35	0.250	1.09	6.20	1.42	0.056	C	E	J
LC 016C 02											7.95	0.313	0.84	4.80	1.60	0.063	C	E	J
LC 016C 03											9.53	0.375	0.68	3.90	1.78	0.070	C	E	J
LC 016C 04											11.13	0.438	0.58	3.30	1.93	0.076	D	F	K
LC 016C 05											12.70	0.500	0.51	2.90	2.11	0.083	D	F	K
LC 016C 06											14.30	0.563	0.46	2.60	2.26	0.089	D	F	K
LC 016C 07											15.88	0.625	0.40	2.30	2.44	0.096	D	F	K
LC 016C 08											17.48	0.688	0.37	2.10	2.62	0.103	D	F	K
LC 016C 09											19.05	0.750	0.33	1.90	2.79	0.110	E	G	L
LC 016C 10											20.65	0.813	0.30	1.70	2.95	0.116	E	G	L
LC 016C 11											22.23	0.875	0.28	1.60	3.12	0.123	E	G	L
LC 016C 12											23.83	0.938	0.26	1.50	3.28	0.129	E	G	L
LC 016C 13											25.40	1.000	0.25	1.40	3.45	0.136	F	H	M
LC 016C 14											31.75	1.250	0.19	1.10	4.14	0.163	F	H	M
LC 016C 15											38.10	1.500	0.16	0.90	4.83	0.190	F	H	M
LC 016C 16											44.45	1.750	0.14	0.80	5.41	0.213	G	J	N
LC 016C 17											50.80	2.000	0.12	0.70	6.07	0.239	G	J	N
LC 018C 01	6.10	0.240	6.35	0.250	0.46	0.018	4.90	0.193	7.78	1.75	6.35	0.250	1.65	9.40	1.65	0.065	C	E	J
LC 018C 02					7.95	0.313	1.28	7.30	1.88	0.074	C	E	J						
LC 018C 03					9.53	0.375	1.03	5.90	2.08	0.082	C	E	J						
LC 018C 04					11.13	0.438	0.88	5.00	2.31	0.091	D	F	K						
LC 018C 05					12.70	0.500	0.75	4.30	2.51	0.099	D	F	K						
LC 018C 06					14.30	0.563	0.67	3.80	2.72	0.107	D	F	K						
LC 018C 07					15.88	0.625	0.60	3.40	2.92	0.115	D	F	K						
LC 018C 08					17.48	0.688	0.54	3.10	3.15	0.124	D	F	K						
LC 018C 09					19.05	0.750	0.49	2.80	3.35	0.132	E	G	L						
LC 018C 10					20.65	0.813	0.46	2.60	3.56	0.140	E	G	L						
LC 018C 11					22.23	0.875	0.42	2.40	3.76	0.148	E	G	L						
LC 018C 12					23.83	0.938	0.39	2.20	3.99	0.157	E	G	L						
LC 018C 13					25.40	1.000	0.37	2.10	4.19	0.165	F	H	M						
LC 018C 14					31.75	1.250	0.30	1.70	5.03	0.198	F	H	M						
LC 018C 15					38.10	1.500	0.23	1.30	5.87	0.231	F	H	M						
LC 018C 16					44.45	1.750	0.21	1.20	6.58	0.259	G	J	N						
LC 018C 17					50.80	2.000	0.18	1.00	7.72	0.304	G	J	N						
LC 020C 01	6.10	0.240	6.35	0.250	0.51	0.020	4.85	0.191	8.90	2.00	6.35	0.250	1.93	11.00	2.08	0.082	C	E	J
LC 020C 02					7.95	0.313	1.51	8.60	2.39	0.094	C	E	J						
LC 020C 03					9.53	0.375	1.19	6.80	2.74	0.108	C	E	J						
LC 020C 04					11.13	0.438	0.98	5.60	3.05	0.120	D	F	K						
LC 020C 05					12.70	0.500	0.86	4.90	3.35	0.132	D	F	K						
LC 020C 06					14.30	0.563	0.77	4.40	3.66	0.144	D	F	K						
LC 020C 07					15.88	0.625	0.67	3.80	4.01	0.158	D	F	K						
LC 020C 08					17.48	0.688	0.61	3.50	4.32	0.170	D	F	K						
LC 020C 09					19.05	0.750	0.56	3.20	4.62	0.182	E	G	L						
LC 020C 10					20.65	0.813	0.51	2.90	4.93	0.194	E	G	L						
LC 020C 11					22.23	0.875	0.47	2.70	5.28	0.208	E	G	L						
LC 020C 12					25.40	1.000	0.42	2.40	5.89	0.232	F	H	M						
LC 020C 13					31.75	1.250	0.33	1.90	7.16	0.282	F	H	M						
LC 020C 14					38.10	1.500	0.28	1.60	8.43	0.332	F	H	M						
LC 020C 15					44.45	1.750	0.23	1.30	9.70	0.382	G	J	N						
LC 020C 16					50.80	2.000	0.21	1.20	10.97	0.432	G	J	N						
LC 022C 00					6.10	0.240	6.35	0.250	0.56	0.022	4.75	0.187	14.68	3.30	6.35	0.250	3.20	18.30	2.16
LC 022C 0	7.95	0.313	2.47	14.10					2.46	0.097	C	E	J						
LC 022C 01	9.53	0.375	2.10	12.00					2.82	0.111	C	E	J						
LC 022C 02	11.13	0.438	1.75	10.00					3.10	0.122	D	F	K						
LC 022C 03	12.70	0.500	1.58	9.00					3.38	0.133	D	F	K						
LC 022C 04	14.30	0.563	1.40	8.00					3.66	0.144	D	F	K						
LC 022C 05	15.88	0.625	1.23	7.00					3.94	0.155	D	F	K						
LC 022C 06	17.48	0.688	1.05	6.00					4.50	0.177	D	F	K						
LC 022C 07	19.05	0.750	0.96	5.50					4.78	0.188	E	G	L						
LC 022C 08	20.65	0.813	0.88	5.00					5.05	0.199	E	G	L						
LC 022C 09	25.40	1.000	0.75	4.30					5.72	0.225	E	G	L						

† Indicates DIN Compression Springs meeting the design parameters outlined in Standard DIN 2098

Spring rates and maximum loads relate only to music wire. When using stainless steel multiply by 0.833

COMPRESSION SPRINGS: STANDARD SERIES



● End Coils Closed and Ground Square ● Music Wire (Plated) or Stainless Steel (Passivated)

LEE STOCK NUMBER	OUTSIDE DIAMETER		TO WORK IN HOLE DIA. MIN		NOMINAL WIRE DIAMETER		TO WORK OVER ROD DIA. MAX		APPROXIMATE LOAD AT SOLID HEIGHT		NOMINAL FREE LENGTH		SPRING RATE		APPROXIMATE SOLID HEIGHT		PRICE GROUP								
																	Music Wire	302 Stainless	316 Stainless						
	MM	IN	MM	IN	MM	IN	MM	IN	N	LB	MM	IN	N/MM	LB/IN	MM	IN	M	S	S316						
LC 022C 10	6.10	0.240	6.35	0.250	0.56	0.022	4.75	0.187	14.68	3.30	31.75	1.250	0.58	3.30	7.19	0.283	F	H	M						
LC 022C 11											38.10	1.500	0.49	2.80	8.23	0.324	F	H	M						
LC 022C 12											44.45	1.750	0.40	2.30	9.91	0.390	G	J	N						
LC 022C 13											50.80	2.000	0.35	2.00	11.18	0.440	G	J	N						
LC 024C 01											0.61	0.024	4.65	0.183	19.13	4.30	9.53	0.375	2.98	17.00	3.30	0.130	C	E	J
LC 024C 02																	11.13	0.438	2.54	14.50	3.66	0.144	D	F	K
LC 024C 03					12.70	0.500	2.15	12.30	4.01	0.158							D	F	K						
LC 024C 04					14.30	0.563	1.93	11.00	4.37	0.172							D	F	K						
LC 024C 05					15.88	0.625	1.72	9.80	4.70	0.185							D	F	K						
LC 024C 06					17.48	0.688	1.58	9.00	5.05	0.199							D	F	K						
LC 024C 07					19.05	0.750	1.40	8.00	5.41	0.213							E	G	L						
LC 024C 08					20.65	0.813	1.28	7.30	5.74	0.226							E	G	L						
LC 024C 09					22.23	0.875	1.16	6.60	6.10	0.240							E	G	L						
LC 024C 10					25.40	1.000	1.03	5.90	6.81	0.268							F	H	M						
LC 024C 11	31.75	1.250	0.81	4.60	8.18	0.322	F	H	M																
LC 024C 12	38.10	1.500	0.67	3.80	9.65	0.380	F	H	M																
LC 024C 13	44.45	1.750	0.58	3.30	10.97	0.432	G	J	N																
LC 024C 14	50.80	2.000	0.49	2.80	12.32	0.485	G	J	N																
LC 026C 0	0.66	0.026	4.55	0.179	23.57	5.30	7.95	0.313	4.87	27.80	3.25	0.128	C	E	J										
LC 026C 01							9.53	0.375	4.20	24.00	3.33	0.131	C	E	J										
LC 026C 02							11.13	0.438	3.50	20.00	3.84	0.151	D	F	K										
LC 026C 03							12.70	0.500	2.98	17.00	4.17	0.164	D	F	K										
LC 026C 04							14.30	0.563	2.45	14.00	4.65	0.183	D	F	K										
LC 026C 05							15.88	0.625	2.19	12.50	5.16	0.203	D	F	K										
LC 026C 06							17.48	0.688	1.93	11.00	5.64	0.222	D	F	K										
LC 026C 07							19.05	0.750	1.75	10.00	5.97	0.235	E	G	L										
LC 026C 08							20.65	0.813	1.58	9.00	6.60	0.260	E	G	L										
LC 026C 09							22.23	0.875	1.40	8.00	7.29	0.287	E	G	L										
LC 026C 10							25.40	1.000	1.30	7.40	7.62	0.300	F	H	M										
LC 026C 11							31.75	1.250	1.03	5.90	9.32	0.367	F	H	M										
LC 026C 12							38.10	1.500	0.86	4.90	10.69	0.421	F	H	M										
LC 026C 13							44.45	1.750	0.74	4.20	12.27	0.483	G	J	N										
LC 026C 14	50.80	2.000	0.65	3.70	13.84	0.545	G	J	N																
LC 029C 01	0.74	0.029	4.42	0.174	31.14	7.00	9.53	0.375	5.87	33.50	4.32	0.170	C	E	J										
LC 029C 02							11.13	0.438	4.83	27.60	4.83	0.190	D	F	K										
LC 029C 03							12.70	0.500	4.15	23.70	5.33	0.210	D	F	K										
LC 029C 04							14.30	0.563	3.61	20.60	5.84	0.230	D	F	K										
LC 029C 05							15.88	0.625	3.24	18.50	6.32	0.249	D	F	K										
LC 029C 06							17.48	0.688	2.94	16.80	6.81	0.268	D	F	K										
LC 029C 07							19.05	0.750	2.75	15.70	7.32	0.288	E	G	L										
LC 029C 08							20.65	0.813	2.45	14.00	7.87	0.310	E	G	L										
LC 029C 09							22.23	0.875	2.26	12.90	8.36	0.329	E	G	L										
LC 029C 10							25.40	1.000	1.98	11.30	9.32	0.367	F	H	M										
LC 029C 11							31.75	1.250	1.56	8.90	11.35	0.447	F	H	M										
LC 029C 12							38.10	1.500	1.30	7.40	13.36	0.526	F	H	M										
LC 029C 13							44.45	1.750	1.10	6.30	15.42	0.607	G	J	N										
LC 029C 14							50.80	2.000	0.96	5.50	17.53	0.690	G	J	N										
LC 032C 01	0.81	0.032	4.27	0.168	44.48	10.00	7.95	0.313	10.86	62.00	4.09	0.161	C	E	J										
LC 032C 02							9.53	0.375	8.76	50.00	4.50	0.177	C	E	J										
LC 032C 03							11.13	0.438	7.53	43.00	5.11	0.201	D	F	K										
LC 032C 04							12.70	0.500	6.30	36.00	5.72	0.225	D	F	K										
LC 032C 05							14.30	0.563	5.60	32.00	6.32	0.249	D	F	K										
LC 032C 06							15.88	0.625	4.90	28.00	6.93	0.273	D	F	K										
LC 032C 07							17.48	0.688	4.38	25.00	7.54	0.297	D	F	K										
LC 032C 08							19.05	0.750	3.85	22.00	8.36	0.329	E	G	L										
LC 032C 09							20.65	0.813	3.50	20.00	8.97	0.353	E	G	L										
LC 032C 10							22.23	0.875	3.33	19.00	9.37	0.369	E	G	L										
LC 032C 11							23.83	0.938	3.06	17.50	9.98	0.393	E	G	L										
LC 032C 12							25.40	1.000	2.80	16.00	10.80	0.425	F	H	M										
LC 032C 13							31.75	1.250	2.36	13.50	12.47	0.491	F	H	M										

† Indicates DIN Compression Springs meeting the design parameters outlined in Standard DIN 2098



COMPRESSION SPRINGS: STANDARD SERIES

● End Coils Closed and Ground Square ● Music Wire (Plated) or Stainless Steel (Passivated)

LEE STOCK NUMBER	OUTSIDE DIAMETER		TO WORK IN HOLE DIA. MIN		NOMINAL WIRE DIAMETER		TO WORK OVER ROD DIA. MAX		APPROXIMATE LOAD AT SOLID HEIGHT		NOMINAL FREE LENGTH		SPRING RATE		APPROXIMATE SOLID HEIGHT		PRICE GROUP								
	MM	IN	MM	IN	MM	IN	MM	IN	N	LB	MM	IN	N/MM	LB/IN	MM	IN	Music Wire	302 Stainless	316 Stainless						
																	M	S	S316						
LC 032C 14	6.10	0.240	6.35	0.250	0.81	0.032	4.27	0.168	44.48	10.00	34.93	1.375	2.10	12.00	13.94	0.549	F	H	M						
LC 032C 15											38.10	1.500	1.93	11.00	14.94	0.588	F	H	M						
LC 032C 16											44.45	1.750	1.68	9.60	17.27	0.680	G	J	N						
LC 032C 17											50.80	2.000	1.47	8.40	19.61	0.772	G	J	N						
LC 035C 01											0.89	0.035	4.11	0.162	53.38	12.00	7.95	0.313	15.76	90.00	4.88	0.192	C	E	J
LC 035C 02																	9.53	0.375	12.87	73.50	5.28	0.208	C	E	J
LC 035C 03																	11.13	0.438	10.68	61.00	5.94	0.234	D	F	K
LC 035C 04																	12.70	0.500	9.11	52.00	6.60	0.260	D	F	K
LC 035C 05																	14.30	0.563	7.88	45.00	7.26	0.286	D	F	K
LC 035C 06																	15.88	0.625	7.00	40.00	7.95	0.313	D	F	K
LC 035C 07																	17.48	0.688	6.30	36.00	8.61	0.339	D	F	K
LC 035C 08																	19.05	0.750	5.60	32.00	9.27	0.365	E	G	L
LC 035C 09																	20.65	0.813	5.13	29.30	9.96	0.392	E	G	L
LC 035C 10																	22.23	0.875	4.73	27.00	10.62	0.418	E	G	L
LC 035C 11																	23.83	0.938	4.27	24.40	11.73	0.462	E	G	L
LC 035C 12																	25.40	1.000	4.03	23.00	12.45	0.490	F	H	M
LC 035C 13																	31.75	1.250	3.15	18.00	15.16	0.597	F	H	M
LC 035C 14																	34.93	1.375	2.80	16.00	16.51	0.650	F	H	M
LC 035C 15																	38.10	1.500	2.59	14.80	17.83	0.702	F	H	M
LC 035C 16	44.45	1.750	2.17	12.40	20.50	0.807	G	J	N																
LC 035C 17	50.80	2.000	1.93	11.00	23.19	0.913	G	J	N																
LC 035C 18	57.15	2.250	1.72	9.80	25.83	1.017	H	K	P																
LC 035C 19	63.50	2.500	1.56	8.90	28.47	1.121	H	K	P																
LC 038C 01	0.97	0.038	3.96	0.156	71.17	16.00	7.95	0.313	22.24	127.00	4.85	0.191	C	E	J										
LC 038C 02							9.53	0.375	17.69	101.00	5.56	0.219	C	E	J										
LC 038C 03							11.13	0.438	14.71	84.00	6.30	0.248	D	F	K										
LC 038C 04							12.70	0.500	12.61	72.00	7.26	0.286	D	F	K										
LC 038C 05							14.30	0.563	11.21	64.00	7.75	0.305	D	F	K										
LC 038C 06							15.88	0.625	9.98	57.00	8.48	0.334	D	F	K										
LC 038C 07							17.48	0.688	8.93	51.00	9.19	0.362	D	F	K										
LC 038C 08							19.05	0.750	8.05	46.00	9.91	0.390	E	G	L										
LC 038C 09							20.65	0.813	7.35	42.00	10.64	0.419	E	G	L										
LC 038C 10							22.23	0.875	6.65	38.00	11.61	0.457	E	G	L										
LC 038C 11							23.83	0.938	6.13	35.00	12.60	0.496	E	G	L										
LC 038C 12							25.40	1.000	5.78	33.00	13.31	0.524	F	H	M										
LC 038C 13							28.58	1.125	5.08	29.00	14.76	0.581	F	H	M										
LC 038C 14							31.75	1.250	4.55	26.00	16.43	0.647	F	H	M										
LC 038C 15							34.93	1.375	4.03	23.00	18.16	0.715	F	H	M										
LC 038C 16							38.10	1.500	3.68	21.00	19.61	0.772	F	H	M										
LC 038C 17							44.45	1.750	3.15	18.00	22.33	0.879	G	J	N										
LC 038C 18							50.80	2.000	2.80	16.00	25.25	0.994	G	J	N										
LC 038C 19							57.15	2.250	2.49	14.20	28.96	1.140	H	K	P										
LC 038C 20							63.50	2.500	2.21	12.60	31.50	1.240	H	K	P										
LC 040C 01	1.02	0.040	3.86	0.152	75.62	17.00	7.95	0.313	27.14	155.00	5.44	0.214	E	G	L										
LC 040C 02							9.53	0.375	21.36	122.00	6.30	0.248	E	G	L										
LC 040C 03							11.13	0.438	17.51	100.00	7.16	0.282	E	G	L										
LC 040C 04							12.70	0.500	14.71	84.00	7.98	0.314	E	G	L										
LC 040C 05							14.30	0.563	12.96	74.00	8.89	0.350	F	H	M										
LC 040C 06							15.88	0.625	11.73	67.00	9.70	0.382	F	H	M										
LC 040C 07							17.48	0.688	10.51	60.00	10.52	0.414	F	H	M										
LC 040C 08							19.05	0.750	9.98	57.00	10.92	0.430	F	H	M										
LC 040C 09							20.65	0.813	8.49	48.50	12.24	0.482	G	J	N										
LC 040C 10							22.23	0.875	8.05	46.00	13.06	0.514	G	J	N										
LC 040C 11							23.83	0.938	7.35	42.00	13.97	0.550	G	J	N										
LC 040C 12							25.40	1.000	6.88	39.30	14.78	0.582	H	K	P										
LC 040C 13							28.58	1.125	6.13	35.00	16.51	0.650	H	K	P										
LC 040C 14							31.75	1.250	5.43	31.00	18.16	0.715	H	K	P										
LC 040C 15							34.93	1.375	4.82	27.50	19.86	0.782	J	L	Q										
LC 040C 16							38.10	1.500	4.50	25.70	21.97	0.865	J	L	Q										
LC 040C 17							44.45	1.750	3.80	21.70	24.94	0.982	J	L	Q										

† Indicates DIN Compression Springs meeting the design parameters outlined in Standard DIN 2098

Spring rates and maximum loads relate only to music wire. When using stainless steel multiply by 0.833

COMPRESSION SPRINGS: STANDARD SERIES



● End Coils Closed and Ground Square ● Music Wire (Plated) or Stainless Steel (Passivated)

LEE STOCK NUMBER	OUTSIDE DIAMETER		TO WORK IN HOLE DIA. MIN		NOMINAL WIRE DIAMETER		TO WORK OVER ROD DIA. MAX		APPROXIMATE LOAD AT SOLID HEIGHT		NOMINAL FREE LENGTH		SPRING RATE		APPROXIMATE SOLID HEIGHT		PRICE GROUP																						
	MM	IN	MM	IN	MM	IN	MM	IN	N	LB	MM	IN	N/MM	LB/IN	MM	IN	Music Wire	302 Stainless	316 Stainless																				
																	M	S	S316																				
LC 040C 18	6.10	0.240	6.35	0.250	1.02	0.040	3.86	0.152	75.62	17.00	50.80	2.000	3.36	19.20	28.30	1.114	K	M	R																				
LC 040C 19											57.15	2.250	2.92	16.70	31.75	1.250	K	M	R																				
LC 040C 20											63.50	2.500	2.63	15.00	35.10	1.382	K	M	R																				
LC 042C 01					6.10	0.240	6.35	0.250	1.07	0.042	3.78	0.149	84.51	19.00	9.53	0.375	26.44	151.00	6.43	0.253	E	G	L																
LC 042C 02															11.13	0.438	21.54	123.00	7.49	0.295	E	G	L																
LC 042C 03															12.70	0.500	18.56	106.00	8.31	0.327	E	G	L																
LC 042C 04									6.10	0.240	6.35	0.250	1.07	0.042	3.78	0.149	84.51	19.00	14.30	0.563	16.46	94.00	9.09	0.358	F	H	M												
LC 042C 05																			15.88	0.625	14.88	85.00	9.88	0.389	F	H	M												
LC 042C 06																			17.48	0.688	13.13	75.00	10.69	0.421	F	H	M												
LC 042C 07													6.10	0.240	6.35	0.250	1.07	0.042	3.78	0.149	84.51	19.00	19.05	0.750	11.38	65.00	12.29	0.484	F	H	M								
LC 042C 08																							20.65	0.813	10.51	60.00	12.83	0.505	G	J	N								
LC 042C 09																							22.23	0.875	9.81	56.00	13.87	0.546	G	J	N								
LC 042C 10																	6.10	0.240	6.35	0.250	1.07	0.042	3.78	0.149	84.51	19.00	23.83	0.938	8.93	51.00	14.94	0.588	G	J	N				
LC 042C 11																											25.40	1.000	8.40	48.00	15.77	0.621	H	K	P				
LC 042C 12																											28.58	1.125	7.35	42.00	17.63	0.694	H	K	P				
LC 042C 13																					6.10	0.240	6.35	0.250	1.07	0.042	3.78	0.149	84.51	19.00	31.75	1.250	6.65	38.00	19.20	0.756	H	K	P
LC 042C 14																															34.93	1.375	5.95	34.00	21.36	0.841	J	L	Q
LC 042C 15																															38.10	1.500	5.43	31.00	22.99	0.905	J	L	Q
LC 042C 16	6.10	0.240	6.35	0.250																					1.07	0.042	3.78	0.149	84.51	19.00	44.45	1.750	4.64	26.50	25.83	1.017	J	L	Q
LC 042C 17																															50.80	2.000	4.03	23.00	30.05	1.183	K	M	R
LC 042C 18																															57.15	2.250	3.59	20.50	33.22	1.308	K	M	R
LC 042C 19					63.50	2.500	3.12	17.80																	36.20	1.425	K	M	R										
LC 045C 01					6.10	0.240	6.35	0.250																	1.14	0.045	3.63	0.143	106.75	24.00	9.53	0.375	37.68	215.20	6.88	0.271	E	G	L
LC 045C 02																															11.13	0.438	30.85	176.20	7.90	0.311	E	G	L
LC 045C 03									12.70	0.500	26.19	149.60																			8.89	0.350	E	G	L				
LC 045C 04									6.10	0.240	6.35	0.250													1.14	0.045	3.63	0.143	106.75	24.00	14.30	0.563	22.75	129.90	9.88	0.389	F	H	M
LC 045C 05																															15.88	0.625	20.07	114.60	10.87	0.428	F	H	M
LC 045C 06													17.48	0.688	18.00	102.80															11.86	0.467	F	H	M				
LC 045C 07													6.10	0.240	6.35	0.250									1.14	0.045	3.63	0.143	106.75	24.00	19.05	0.750	16.27	92.90	12.85	0.506	F	H	M
LC 045C 08																															20.65	0.813	14.87	84.90	13.84	0.545	G	J	N
LC 045C 09																	22.23	0.875	13.68	78.10											14.86	0.585	G	J	N				
LC 045C 10																	6.10	0.240	6.35	0.250					1.14	0.045	3.63	0.143	106.75	24.00	23.83	0.938	12.68	72.40	15.85	0.624	G	J	N
LC 045C 11																															25.40	1.000	11.80	67.40	16.84	0.663	H	K	P
LC 045C 12																					28.58	1.125	10.37	59.20							18.85	0.742	H	K	P				
LC 045C 13																					6.10	0.240	6.35	0.250	1.14	0.045	3.63	0.143	106.75	24.00	31.75	1.250	9.26	52.90	20.83	0.820	H	K	P
LC 045C 14																															38.10	1.500	7.62	43.50	24.82	0.977	J	L	Q
LC 045C 15	44.45	1.750	6.48	37.00																											28.78	1.133	J	L	Q				
LC 045C 16	6.10	0.240	6.35	0.250																					1.14	0.045	3.63	0.143	106.75	24.00	50.80	2.000	5.62	32.10	32.77	1.290	K	M	R
LC 045C 17																															57.15	2.250	4.97	28.40	36.75	1.447	K	M	R
LC 045C 18																															63.50	2.500	4.45	25.40	40.74	1.604	K	M	R
LC 020CD 01					6.35	0.250	6.76	0.266																	0.51	0.020	5.08	0.200	9.50	2.14	6.35	0.250	2.13	12.18	1.89	0.075	C	E	J
LC 020CD 02																															7.95	0.313	1.64	9.37	2.15	0.085	C	E	J
LC 020CD 03																															9.53	0.375	1.34	7.63	2.40	0.094	C	E	J
LC 020CD 04									6.35	0.250	6.76	0.266													0.51	0.020	5.08	0.200	9.50	2.14	11.13	0.438	1.13	6.43	2.65	0.104	D	F	K
LC 020CD 05																															12.70	0.500	0.97	5.56	2.90	0.114	D	F	K
LC 020CD 06																															14.30	0.563	0.86	4.89	3.15	0.124	D	F	K
LC 020CD 07													6.35	0.250	6.76	0.266									0.51	0.020	5.08	0.200	9.50	2.14	15.88	0.625	0.77	4.37	3.41	0.134	D	F	K
LC 020CD 08																															17.48	0.688	0.69	3.95	3.66	0.144	E	G	L
LC 020CD 09																															19.05	0.750	0.63	3.60	3.91	0.154	E	G	L
LC 020CD 10																	6.35	0.250	6.76	0.266					0.51	0.020	5.08	0.200	9.50	2.14	20.65	0.813	0.58	3.31	4.17	0.164	E	G	L
LC 020CD 11																															22.23	0.875	0.54	3.06	4.41	0.174	E	G	L
LC 020CD 12																															25.40	1.000	0.47	2.66	4.92	0.194	F	H	M
LC 020CD 13																					6.35	0.250	6.76	0.266	0.51	0.020	5.08	0.200	9.50	2.14	31.75	1.250	0.37	2.11	5.93	0.233	F	H	M
LC 020CD 14																															34.93	1.375	0.33	1.89	6.47	0.255	F	H	M
LC 020CD 15																															38.10	1.500	0.30	1.74	6.98	0.275	G	J	N
LC 020CD 16	6.35	0.250	6.76	0.266																					0.51	0.020	5.08	0.200	9.50	2.14	44.45	1.750	0.26	1.48	8.00	0.315	G	J	N
LC 020CD 17																															50.80	2.000	0.23	1.30	9.01	0.355	G	J	N
LC 026CD 01																															6.35	0.250	6.76	0.266	0.66	0.026	4.78	0.188	26.53
LC 026CD 02					11.13	0.438	3.46	19.78																	3.46	0.136	C	E	J										
LC 026CD 03					12.70	0.500	2.98	17.04																	3.79	0.149	D	F	K										
LC 026CD 04					14.30	0.563	2.60	14.86																	4.15	0.163	D	F	K										

† Indicates DIN Compression Springs meeting the design parameters outlined in Standard DIN 2098



COMPRESSION SPRINGS: STANDARD SERIES

● End Coils Closed and Ground Square ● Music Wire (Plated) or Stainless Steel (Passivated)

LEE STOCK NUMBER	OUTSIDE DIAMETER		TO WORK IN HOLE DIA. MIN		NOMINAL WIRE DIAMETER		TO WORK OVER ROD DIA. MAX		APPROXIMATE LOAD AT SOLID HEIGHT		NOMINAL FREE LENGTH		SPRING RATE		APPROXIMATE SOLID HEIGHT		PRICE GROUP		
	MM	IN	MM	IN	MM	IN	MM	IN	N	LB	MM	IN	N/MM	LB/IN	MM	IN	Music Wire	302 Stainless	316 Stainless
																	M	S	S316
LC 026CD 05	6.35	0.250	6.76	0.266	0.66	0.026	4.78	0.188	26.53	5.96	15.88	0.625	2.31	13.18	4.51	0.177	D	F	K
LC 026CD 06											17.48	0.688	2.07	11.81	4.87	0.192	E	G	L
LC 026CD 07											19.05	0.750	1.87	10.70	5.23	0.206	E	G	L
LC 026CD 08											20.65	0.813	1.71	9.76	5.61	0.221	E	G	L
LC 026CD 09											22.23	0.875	1.57	8.98	5.98	0.235	E	G	L
LC 026CD 10											23.83	0.938	1.45	8.29	6.36	0.251	F	H	M
LC 026CD 11											25.40	1.000	1.30	7.40	6.84	0.269	F	H	M
LC 026CD 12											31.75	1.250	1.12	6.37	7.87	0.310	F	H	M
LC 026CD 13											38.10	1.500	0.92	5.27	9.23	0.363	G	J	N
LC 026CD 14					44.45	1.750	0.79	4.50	10.58	0.417	G	J	N						
LC 026CD 15					50.80	2.000	0.69	3.92	11.94	0.470	G	J	N						
LC 035CD 01					0.89	0.035	4.37	0.172	44.10	9.91	7.95	0.313	13.14	75.05	4.59	0.181	C	E	J
LC 035CD 02											9.53	0.375	10.47	59.80	5.30	0.209	C	E	J
LC 035CD 03											11.13	0.438	8.68	49.56	6.01	0.237	D	F	K
LC 035CD 04											12.70	0.500	7.43	42.41	6.72	0.265	D	F	K
LC 035CD 05											14.30	0.563	6.48	36.99	7.44	0.293	D	F	K
LC 035CD 06											15.88	0.625	5.75	32.86	8.14	0.321	D	F	K
LC 035CD 07											17.48	0.688	5.17	29.51	8.86	0.349	D	F	K
LC 035CD 08											19.05	0.750	4.70	26.82	9.56	0.377	E	G	L
LC 035CD 09	20.65	0.813	4.30	24.55							10.28	0.405	E	G	L				
LC 035CD 10	22.23	0.875	3.97	22.66							10.98	0.432	E	G	L				
LC 035CD 11	23.83	0.938	3.68	21.01							11.70	0.461	E	G	L				
LC 035CD 12	25.40	1.000	3.43	19.61							12.41	0.488	F	H	M				
LC 035CD 13	31.75	1.250	2.71	15.46							15.25	0.600	F	H	M				
LC 035CD 14	34.93	1.375	2.45	13.98							16.67	0.656	F	H	M				
LC 035CD 15	38.10	1.500	2.23	12.75							18.09	0.712	F	H	M				
LC 035CD 16	44.45	1.750	1.90	10.86							20.93	0.824	G	J	N				
LC 035CD 17	50.80	2.000	1.65	9.45							23.78	0.936	G	J	N				
LC 035CD 18	57.15	2.250	1.46	8.37							26.62	1.048	H	K	P				
LC 035CD 19	63.50	2.500	1.31	7.51							29.46	1.160	H	K	P				
LCM050CE 01†	6.80	0.268	7.50	0.295	0.50	0.020	5.30	0.209	7.60	1.71	13.50	0.531	0.74	4.22	2.74	0.108	F	H	SPECIAL
LCM050CE 02†											20.00	0.787	0.47	2.68	3.76	0.148	F	H	SPECIAL
LCM050CE 03†											30.00	1.181	0.30	1.74	5.26	0.207	F	H	SPECIAL
LCM050CE 04†											44.00	1.732	0.21	1.18	7.24	0.285	F	H	SPECIAL
LCM050CE 05†											65.00	2.559	0.14	0.80	10.26	0.404	F	H	SPECIAL
LCM063CF 01†	6.93	0.273	7.60	0.299	0.63	0.025	5.10	0.201	14.54	3.27	11.50	0.453	1.86	10.63	3.45	0.136	F	H	SPECIAL
LCM063CF 02†											17.00	0.669	1.18	6.76	4.72	0.186	F	H	SPECIAL
LCM063CF 03†											25.50	1.004	0.77	4.38	6.60	0.260	F	H	SPECIAL
LCM063CF 04†											36.50	1.437	0.52	2.98	9.14	0.360	F	H	SPECIAL
LCM063CF 05†											54.00	2.126	0.35	2.01	12.90	0.508	F	H	SPECIAL
LCM080CG 01†	7.10	0.280	7.70	0.303	0.80	0.032	5.00	0.197	29.00	6.52	10.50	0.413	4.84	27.64	4.39	0.173	G	J	SPECIAL
LCM080CG 02†											15.50	0.610	3.08	17.59	5.99	0.236	G	J	SPECIAL
LCM080CG 03†											23.00	0.906	1.99	11.38	8.41	0.331	G	J	SPECIAL
LCM080CG 04†											33.00	1.299	1.36	7.74	11.61	0.457	G	J	SPECIAL
LCM080CG 05†											48.00	1.890	0.92	5.23	16.41	0.646	G	J	SPECIAL
LC 028CE 01	7.14	0.281	7.95	0.313	0.71	0.028	5.51	0.217	18.00	4.05	6.35	0.250	5.17	29.55	2.87	0.113	C	E	J
LC 028CE 02											7.95	0.313	3.91	22.31	3.33	0.131	C	E	J
LC 028CE 03											9.53	0.375	3.15	17.97	3.78	0.149	C	E	J
LC 028CE 04											11.13	0.438	2.63	15.01	4.23	0.167	C	E	J
LC 028CE 05											12.70	0.500	2.26	12.91	4.68	0.184	D	F	K
LC 028CE 06											14.30	0.563	1.98	11.31	5.14	0.202	D	F	K
LC 028CE 07											15.88	0.625	1.76	10.08	5.59	0.220	D	F	K
LC 028CE 08											19.05	0.750	1.45	8.26	6.50	0.256	E	G	L
LC 028CE 09											22.23	0.875	1.23	7.00	7.40	0.292	E	G	L
LC 028CE 10											25.40	1.000	1.06	6.07	8.31	0.327	F	H	M
LC 028CE 11											31.75	1.250	0.84	4.80	10.12	0.399	F	H	M
LC 028CE 12											34.93	1.375	0.76	4.35	11.03	0.434	F	H	M
LC 028CE 13											38.10	1.500	0.70	3.97	11.94	0.470	G	J	N
LCM100CH 01†	7.30	0.287	7.80	0.307	1.00	0.039	4.90	0.193	52.64	11.83	10.00	0.394	11.82	67.48	5.51	0.217	G	J	SPECIAL
LCM100CH 02†											14.50	0.571	7.52	42.94	7.49	0.295	G	J	SPECIAL
LCM100CH 03†											21.50	0.846	4.87	27.79	10.49	0.413	G	J	SPECIAL

† Indicates DIN Compression Springs meeting the design parameters outlined in Standard DIN 2098

Spring rates and maximum loads relate only to music wire. When using stainless steel multiply by 0.833

COMPRESSION SPRINGS: STANDARD SERIES



● End Coils Closed and Ground Square ● Music Wire (Plated) or Stainless Steel (Passivated)

LEE STOCK NUMBER	OUTSIDE DIAMETER		TO WORK IN HOLE DIA. MIN		NOMINAL WIRE DIAMETER		TO WORK OVER ROD DIA. MAX		APPROXIMATE LOAD AT SOLID HEIGHT		NOMINAL FREE LENGTH		SPRING RATE		APPROXIMATE SOLID HEIGHT		PRICE GROUP		
	MM	IN	MM	IN	MM	IN	MM	IN	N	LB	MM	IN	N/MM	LB/IN	MM	IN	Music Wire	302 Stainless	316 Stainless
																	M	S	S316
LCM100CH 04†	7.30	0.287	7.80	0.307	1.00	0.039	4.90	0.193	52.64	11.83	30.50	1.201	3.31	18.89	14.50	0.571	G	J	SPECIAL
LCM100CH 05†											43.50	1.713	2.24	12.77	20.50	0.807	G	J	SPECIAL
LCM055D 01	7.50	0.295	8.00	0.315	0.55	0.022	5.90	0.232	10.81	2.43	9.50	0.374	1.47	8.39	2.16	0.085	C	E	SPECIAL
LCM055D 02											11.00	0.433	1.24	7.11	2.34	0.092	C	E	SPECIAL
LCM055D 03											12.50	0.492	1.08	6.18	2.54	0.100	C	E	SPECIAL
LCM055D 04											14.00	0.551	0.96	5.46	2.72	0.107	D	F	SPECIAL
LCM055D 05											15.50	0.610	0.86	4.89	2.92	0.115	D	F	SPECIAL
LCM055D 06											17.00	0.669	0.78	4.43	3.10	0.122	D	F	SPECIAL
LCM055D 07											19.00	0.748	0.69	3.94	3.35	0.132	D	F	SPECIAL
LCM055D 08											21.00	0.827	0.62	3.54	3.61	0.142	E	G	SPECIAL
LCM055D 09											23.00	0.906	0.56	3.22	3.86	0.152	E	G	SPECIAL
LCM055D 10											25.00	0.984	0.52	2.95	4.11	0.162	E	G	SPECIAL
LCM055D 11											27.50	1.083	0.47	2.67	4.42	0.174	F	H	SPECIAL
LCM055D 12											30.00	1.181	0.43	2.44	4.72	0.186	F	H	SPECIAL
LCM055D 13											35.00	1.378	0.36	2.08	5.36	0.211	F	H	SPECIAL
LCM055D 14											40.00	1.575	0.32	1.81	5.99	0.236	G	J	SPECIAL
LCM055D 15											45.00	1.772	0.28	1.60	6.60	0.260	G	J	SPECIAL
LCM055D 16											50.00	1.969	0.25	1.44	7.24	0.285	G	J	SPECIAL
LCM055D 17											55.00	2.165	0.23	1.31	7.87	0.310	H	K	SPECIAL
LCM055D 18											60.00	2.362	0.21	1.20	8.51	0.335	H	K	SPECIAL
LCM055D 19											65.00	2.559	0.19	1.10	9.12	0.359	H	K	SPECIAL
LCM065D 01	0.65	0.026	5.70	0.224	18.64	4.19	9.50	0.374	2.73	15.57	2.67	0.105	C	E	SPECIAL				
LCM065D 02							11.00	0.433	2.31	13.17	2.92	0.115	C	E	SPECIAL				
LCM065D 03							12.50	0.492	2.00	11.40	3.18	0.125	C	E	SPECIAL				
LCM065D 04							14.00	0.551	1.76	10.06	3.43	0.135	D	F	SPECIAL				
LCM065D 05							15.50	0.610	1.57	8.99	3.66	0.144	D	F	SPECIAL				
LCM065D 06							17.00	0.669	1.42	8.13	3.91	0.154	D	F	SPECIAL				
LCM065D 07							19.00	0.748	1.26	7.22	4.24	0.167	D	F	SPECIAL				
LCM065D 08							21.00	0.827	1.13	6.48	4.60	0.181	E	G	SPECIAL				
LCM065D 09							23.00	0.906	1.03	5.89	4.93	0.194	E	G	SPECIAL				
LCM065D 10							25.00	0.984	0.94	5.39	5.26	0.207	E	G	SPECIAL				
LCM065D 11							27.50	1.083	0.85	4.87	5.66	0.223	F	H	SPECIAL				
LCM065D 12							30.00	1.181	0.78	4.45	6.10	0.240	F	H	SPECIAL				
LCM065D 13							35.00	1.378	0.66	3.79	6.93	0.273	F	H	SPECIAL				
LCM065D 14							40.00	1.575	0.58	3.30	7.75	0.305	G	J	SPECIAL				
LCM065D 15							45.00	1.772	0.51	2.92	8.59	0.338	G	J	SPECIAL				
LCM065D 16							50.00	1.969	0.46	2.62	9.42	0.371	G	J	SPECIAL				
LCM065D 17							55.00	2.165	0.42	2.38	10.26	0.404	H	K	SPECIAL				
LCM065D 18							60.00	2.362	0.38	2.18	11.10	0.437	H	K	SPECIAL				
LCM065D 19							65.00	2.559	0.35	2.00	11.94	0.470	H	K	SPECIAL				
LCM080D 01	0.80	0.032	5.40	0.213	33.40	7.51	9.50	0.374	5.65	32.24	3.61	0.142	C	E	SPECIAL				
LCM080D 02							11.00	0.433	4.75	27.10	3.96	0.156	C	E	SPECIAL				
LCM080D 03							12.50	0.492	4.09	23.37	4.34	0.171	C	E	SPECIAL				
LCM080D 04							14.00	0.551	3.60	20.54	4.72	0.186	D	F	SPECIAL				
LCM080D 05							15.50	0.610	3.21	18.32	5.11	0.201	D	F	SPECIAL				
LCM080D 06							17.00	0.669	2.90	16.54	5.49	0.216	D	F	SPECIAL				
LCM080D 07							19.00	0.748	2.56	14.64	5.99	0.236	D	F	SPECIAL				
LCM080D 08							21.00	0.827	2.30	13.13	6.50	0.256	E	G	SPECIAL				
LCM080D 09							23.00	0.906	2.08	11.90	7.01	0.276	E	G	SPECIAL				
LCM080D 10							25.00	0.984	1.91	10.89	7.52	0.296	E	G	SPECIAL				
LCM080D 11							27.50	1.083	1.72	9.83	8.13	0.320	F	H	SPECIAL				
LCM080D 12							30.00	1.181	1.57	8.97	8.76	0.345	F	H	SPECIAL				
LCM080D 13							35.00	1.378	1.34	7.63	10.03	0.395	F	H	SPECIAL				
LCM080D 14							40.00	1.575	1.16	6.63	11.30	0.445	G	J	SPECIAL				
LCM080D 15							45.00	1.772	1.03	5.87	12.55	0.494	G	J	SPECIAL				
LCM080D 16							50.00	1.969	0.92	5.26	13.82	0.544	G	J	SPECIAL				
LCM080D 17							55.00	2.165	0.84	4.77	15.09	0.594	H	K	SPECIAL				
LCM080D 18							60.00	2.362	0.76	4.36	16.36	0.644	H	K	SPECIAL				
LCM080D 19							65.00	2.559	0.70	4.02	17.60	0.693	H	K	SPECIAL				

† Indicates DIN Compression Springs meeting the design parameters outlined in Standard DIN 2098



COMPRESSION SPRINGS: STANDARD SERIES

● End Coils Closed and Ground Square ● Music Wire (Plated) or Stainless Steel (Passivated)

LEE STOCK NUMBER	OUTSIDE DIAMETER		TO WORK IN HOLE DIA. MIN		NOMINAL WIRE DIAMETER		TO WORK OVER ROD DIA. MAX		APPROXIMATE LOAD AT SOLID HEIGHT		NOMINAL FREE LENGTH		SPRING RATE		APPROXIMATE SOLID HEIGHT		PRICE GROUP		
	MM	IN	MM	IN	MM	IN	MM	IN	N	LB	MM	IN	N/MM	LB/IN	MM	IN	Music Wire	302 Stainless	316 Stainless
																	M	S	S316
LCM095D 01	7.50	0.295	8.00	0.315	0.95	0.037	5.10	0.201	54.00	12.14	9.50	0.374	10.84	61.91	4.52	0.178	C	E	SPECIAL
LCM095D 02											11.00	0.433	9.05	51.71	5.05	0.199	C	E	SPECIAL
LCM095D 03											12.50	0.492	7.77	44.39	5.56	0.219	C	E	SPECIAL
LCM095D 04											14.00	0.551	6.81	38.89	6.07	0.239	D	F	SPECIAL
LCM095D 05											15.50	0.610	6.06	34.60	6.60	0.260	D	F	SPECIAL
LCM095D 06											17.00	0.669	5.46	31.16	7.11	0.280	D	F	SPECIAL
LCM095D 07											19.00	0.748	4.82	27.52	7.80	0.307	D	F	SPECIAL
LCM095D 08											21.00	0.827	4.31	24.64	8.51	0.335	E	G	SPECIAL
LCM095D 09											23.00	0.906	3.90	22.30	9.19	0.362	E	G	SPECIAL
LCM095D 10											25.00	0.984	3.57	20.37	9.88	0.389	E	G	SPECIAL
LCM095D 11											27.50	1.083	3.22	18.38	10.74	0.423	F	H	SPECIAL
LCM095D 12											30.00	1.181	2.93	16.75	11.61	0.457	F	H	SPECIAL
LCM095D 13											35.00	1.378	2.49	14.22	13.34	0.525	F	H	SPECIAL
LCM095D 14											40.00	1.575	2.16	12.35	15.06	0.593	G	J	SPECIAL
LCM095D 15											45.00	1.772	1.91	10.92	16.79	0.661	G	J	SPECIAL
LCM095D 16											50.00	1.969	1.71	9.78	18.52	0.729	G	J	SPECIAL
LCM095D 17											55.00	2.165	1.55	8.86	20.24	0.797	H	K	SPECIAL
LCM095D 18											60.00	2.362	1.42	8.10	21.97	0.865	H	K	SPECIAL
LCM095D 19											65.00	2.559	1.31	7.46	23.70	0.933	H	K	SPECIAL
LCM125DA 01†	7.55	0.297	8.10	0.319	1.25	0.049	4.70	0.185	140.35	31.55	12.00	0.472	28.85	164.74	6.88	0.271	G	J	SPECIAL
LCM125DA 02†											17.00	0.669	18.36	104.84	9.37	0.369	G	J	SPECIAL
LCM125DA 03†											25.00	0.984	11.77	67.20	13.13	0.517	G	J	SPECIAL
LCM125DA 04†											35.50	1.398	8.09	46.20	18.14	0.714	G	J	SPECIAL
LCM125DA 05†											51.50	2.028	5.46	31.17	25.63	1.009	G	J	SPECIAL
LC 022D 00	7.62	0.300	7.95	0.313	0.56	0.022	6.10	0.240	11.12	2.50	9.53	0.375	1.44	8.20	2.24	0.088	C	E	J
LC 022D 0											11.13	0.438	1.19	6.80	2.46	0.097	C	E	J
LC 022D 01											12.70	0.500	1.14	6.50	2.69	0.106	C	E	J
LC 022D 02											14.30	0.563	1.05	6.00	2.82	0.111	D	F	K
LC 022D 03											15.88	0.625	0.88	5.00	3.10	0.122	D	F	K
LC 022D 04											17.48	0.688	0.79	4.50	3.25	0.128	D	F	K
LC 022D 05											19.05	0.750	0.70	4.00	3.38	0.133	D	F	K
LC 022D 06											20.65	0.813	0.61	3.50	3.94	0.155	E	G	L
LC 022D 07											22.23	0.875	0.53	3.00	4.22	0.166	E	G	L
LC 022D 08											25.40	1.000	0.49	2.80	4.60	0.181	E	G	L
LC 022D 09											31.75	1.250	0.40	2.30	5.26	0.207	F	H	M
LC 022D 10											38.10	1.500	0.35	2.00	5.79	0.228	F	H	M
LC 022D 11											44.45	1.750	0.30	1.70	6.83	0.269	G	J	N
LC 022D 12											50.80	2.000	0.25	1.40	7.95	0.313	G	J	N
LC 022D 13	57.15	2.250	0.21	1.20	9.07	0.357	H	K	P										
LC 022D 14	63.50	2.500	0.19	1.10	9.93	0.391	H	K	P										
LC 026D 01	7.62	0.300	7.95	0.313	0.66	0.026	5.94	0.234	19.13	4.30	11.13	0.438	2.28	13.00	3.00	0.118	C	E	J
LC 026D 02					12.70	0.500	2.01	11.50	3.33	0.131	C	E	J						
LC 026D 03					14.30	0.563	1.75	10.00	3.66	0.144	D	F	K						
LC 026D 04					15.88	0.625	1.58	9.00	3.84	0.151	D	F	K						
LC 026D 05					17.48	0.688	1.40	8.00	4.17	0.164	D	F	K						
LC 026D 06					19.05	0.750	1.31	7.50	4.32	0.170	D	F	K						
LC 026D 07					20.65	0.813	1.23	7.00	4.65	0.183	E	G	L						
LC 026D 08					22.23	0.875	1.05	6.00	5.23	0.206	E	G	L						
LC 026D 09					23.83	0.938	0.96	5.50	5.31	0.209	E	G	L						
LC 026D 10					25.40	1.000	0.88	5.00	5.82	0.229	F	H	M						
LC 026D 11					31.75	1.250	0.75	4.30	6.48	0.255	F	H	M						
LC 026D 12					38.10	1.500	0.61	3.50	7.65	0.301	F	H	M						
LC 026D 13					44.45	1.750	0.53	3.00	8.71	0.343	G	J	N						
LC 026D 14					50.80	2.000	0.46	2.60	9.75	0.384	G	J	N						
LC 026D 15					57.15	2.250	0.40	2.30	11.07	0.436	H	K	P						
LC 026D 16					63.50	2.500	0.37	2.10	12.17	0.479	H	K	P						
LC 030D 01	7.62	0.300	7.95	0.313	0.76	0.030	5.79	0.228	26.69	6.00	11.13	0.438	3.50	20.00	3.89	0.153	C	E	J
LC 030D 02											12.70	0.500	2.98	17.00	4.27	0.168	C	E	J
LC 030D 03											14.30	0.563	2.63	15.00	4.65	0.183	D	F	K
LC 030D 04											15.88	0.625	2.33	13.30	5.03	0.198	D	F	K
LC 030D 05											17.48	0.688	2.10	12.00	5.41	0.213	D	F	K

† Indicates DIN Compression Springs meeting the design parameters outlined in Standard DIN 2098

Spring rates and maximum loads relate only to music wire. When using stainless steel multiply by 0.833

COMPRESSION SPRINGS: STANDARD SERIES



● End Coils Closed and Ground Square ● Music Wire (Plated) or Stainless Steel (Passivated)

LEE STOCK NUMBER	OUTSIDE DIAMETER		TO WORK IN HOLE DIA. MIN		NOMINAL WIRE DIAMETER		TO WORK OVER ROD DIA. MAX		APPROXIMATE LOAD AT SOLID HEIGHT		NOMINAL FREE LENGTH		SPRING RATE		APPROXIMATE SOLID HEIGHT		PRICE GROUP												
	MM	IN	MM	IN	MM	IN	MM	IN	N	LB	MM	IN	N/MM	LB/IN	MM	IN	Music Wire	302 Stainless	316 Stainless										
																	M	S	S316										
LC 030D 06	7.62	0.300	7.95	0.313	0.76	0.030	5.79	0.228	26.69	6.00	19.05	0.750	1.93	11.00	5.87	0.231	D	F	K										
LC 030D 07											20.65	0.813	1.75	10.00	6.25	0.246	E	G	L										
LC 030D 08											22.23	0.875	1.63	9.30	6.63	0.261	E	G	L										
LC 030D 09											23.83	0.938	1.51	8.60	7.01	0.276	E	G	L										
LC 030D 10											25.40	1.000	1.40	8.00	7.39	0.291	F	H	M										
LC 030D 11											31.75	1.250	1.10	6.30	8.97	0.353	F	H	M										
LC 030D 12											38.10	1.500	0.91	5.20	10.52	0.414	F	H	M										
LC 030D 13											44.45	1.750	0.79	4.50	12.04	0.474	G	J	N										
LC 030D 14											50.80	2.000	0.67	3.80	13.64	0.537	G	J	N										
LC 030D 15											57.15	2.250	0.60	3.40	15.44	0.608	H	K	P										
LC 030D 16											63.50	2.500	0.54	3.10	17.02	0.670	H	K	P										
LC 032D 01											7.62	0.300	7.95	0.313	0.81	0.032	5.69	0.224	33.36	7.50	11.13	0.438	4.73	27.00	4.29	0.169	C	E	J
LC 032D 02																					12.70	0.500	4.03	23.00	4.70	0.185	C	E	J
LC 032D 03																					14.30	0.563	3.50	20.00	5.11	0.201	D	F	K
LC 032D 04																					15.88	0.625	3.15	18.00	5.51	0.217	D	F	K
LC 032D 05																					17.48	0.688	2.80	16.00	6.12	0.241	D	F	K
LC 032D 06	19.05	0.750	2.63	15.00	6.32	0.249	D	F	K																				
LC 032D 07	20.65	0.813	2.36	13.50	6.73	0.265	E	G	L																				
LC 032D 08	22.23	0.875	2.10	12.00	7.34	0.289	E	G	L																				
LC 032D 09	23.83	0.938	1.93	11.00	7.95	0.313	E	G	L																				
LC 032D 10	25.40	1.000	1.75	10.00	8.56	0.337	F	H	M																				
LC 032D 11	31.75	1.250	1.51	8.60	9.73	0.383	F	H	M																				
LC 032D 12	38.10	1.500	1.23	7.00	11.43	0.450	F	H	M																				
LC 032D 13	44.45	1.750	1.05	6.00	13.16	0.518	G	J	N																				
LC 032D 14	50.80	2.000	0.93	5.30	14.53	0.572	G	J	N																				
LC 032D 15	57.15	2.250	0.82	4.70	16.13	0.635	H	K	P																				
LC 032D 16	63.50	2.500	0.72	4.10	17.78	0.700	H	K	P																				
LC 035D 01	7.62	0.300	7.95	0.313	0.89	0.035	5.54	0.218	43.59	9.80	9.53	0.375	8.04	45.90	4.24	0.167	C	E	J										
LC 035D 02											11.13	0.438	6.65	38.00	4.75	0.187	C	E	J										
LC 035D 03											12.70	0.500	5.69	32.50	5.23	0.206	D	F	K										
LC 035D 04											14.30	0.563	4.97	28.40	5.74	0.226	D	F	K										
LC 035D 05											15.88	0.625	4.41	25.20	6.22	0.245	D	F	K										
LC 035D 06											17.48	0.688	3.97	22.70	6.73	0.265	D	F	K										
LC 035D 07											19.05	0.750	3.59	20.50	7.21	0.284	E	G	L										
LC 035D 08											20.65	0.813	3.31	18.90	7.72	0.304	E	G	L										
LC 035D 09											22.23	0.875	3.05	17.40	8.20	0.323	E	G	L										
LC 035D 10											23.83	0.938	2.82	16.10	8.71	0.343	E	G	L										
LC 035D 11											25.40	1.000	2.63	15.00	9.19	0.362	F	H	M										
LC 035D 12											28.58	1.125	2.33	13.30	10.19	0.401	F	H	M										
LC 035D 13											31.75	1.250	2.08	11.90	11.18	0.440	F	H	M										
LC 035D 14											34.93	1.375	1.87	10.70	12.17	0.479	F	H	M										
LC 035D 15											38.10	1.500	1.72	9.80	13.16	0.518	G	J	N										
LC 035D 16											44.45	1.750	1.45	8.30	15.14	0.596	G	J	N										
LC 035D 17	50.80	2.000	1.26	7.20	17.12	0.674	G	J	N																				
LC 035D 18	57.15	2.250	1.12	6.40	19.10	0.752	H	K	P																				
LC 035D 19	63.50	2.500	1.02	5.80	21.08	0.830	H	K	P																				
LC 038D 01	7.62	0.300	7.95	0.313	0.97	0.038	5.38	0.212	54.71	12.30	9.53	0.375	11.21	64.00	4.62	0.182	C	E	J										
LC 038D 02											11.13	0.438	9.28	53.00	5.11	0.201	C	E	J										
LC 038D 03											12.70	0.500	8.05	46.00	5.56	0.219	D	F	K										
LC 038D 04											14.30	0.563	6.83	39.00	6.30	0.248	D	F	K										
LC 038D 05											15.88	0.625	6.13	35.00	6.78	0.267	D	F	K										
LC 038D 06											17.48	0.688	5.25	30.00	7.52	0.296	D	F	K										
LC 038D 07											19.05	0.750	4.90	28.00	8.00	0.315	E	G	L										
LC 038D 08											20.65	0.813	4.55	26.00	8.48	0.334	E	G	L										
LC 038D 09											22.23	0.875	4.03	23.00	9.45	0.372	E	G	L										
LC 038D 10											23.83	0.938	3.85	22.00	9.68	0.381	E	G	L										
LC 038D 11											25.40	1.000	3.68	21.00	10.16	0.400	F	H	M										
LC 038D 12											28.58	1.125	3.33	19.00	10.87	0.428	F	H	M										
LC 038D 13											31.75	1.250	2.80	16.00	12.57	0.495	F	H	M										
LC 038D 14											34.93	1.375	2.63	15.00	13.54	0.533	F	H	M										
LC 038D 15											38.10	1.500	2.36	13.50	14.50	0.571	G	J	N										

† Indicates DIN Compression Springs meeting the design parameters outlined in Standard DIN 2098



COMPRESSION SPRINGS: STANDARD SERIES

● End Coils Closed and Ground Square ● Music Wire (Plated) or Stainless Steel (Passivated)

LEE STOCK NUMBER	OUTSIDE DIAMETER		TO WORK IN HOLE DIA. MIN		NOMINAL WIRE DIAMETER		TO WORK OVER ROD DIA. MAX		APPROXIMATE LOAD AT SOLID HEIGHT		NOMINAL FREE LENGTH		SPRING RATE		APPROXIMATE SOLID HEIGHT		PRICE GROUP						
	MM	IN	MM	IN	MM	IN	MM	IN	N	LB	MM	IN	N/MM	LB/IN	MM	IN	Music Wire	302 Stainless	316 Stainless				
																	M	S	S316				
LC 038D 16	7.62	0.300	7.95	0.313	0.97	0.038	5.38	0.212	54.71	12.30	44.45	1.750	1.98	11.30	16.81	0.662	G	J	N				
LC 038D 17											50.80	2.000	1.66	9.50	19.61	0.772	H	K	P				
LC 038D 18											57.15	2.250	1.51	8.60	21.79	0.858	H	K	P				
LC 038D 19					63.50	2.500	1.35	7.70	23.98	0.944	H	K	P										
LC 040D 01					7.62	0.300	7.95	0.313	1.02	0.040	5.31	0.209	64.50	14.50	9.53	0.375	14.01	80.00	4.95	0.195	E	G	L
LC 040D 02															11.13	0.438	11.91	68.00	5.54	0.218	E	G	L
LC 040D 03															12.70	0.500	9.98	57.00	6.15	0.242	E	G	L
LC 040D 04															14.30	0.563	8.58	49.00	6.65	0.262	F	H	M
LC 040D 05															15.88	0.625	7.70	44.00	7.37	0.290	F	H	M
LC 040D 06															17.48	0.688	6.83	39.00	7.98	0.314	F	H	M
LC 040D 07															19.05	0.750	6.13	35.00	8.69	0.342	F	H	M
LC 040D 08															20.65	0.813	5.60	32.00	9.30	0.366	G	J	N
LC 040D 09															22.23	0.875	5.25	30.00	10.01	0.394	G	J	N
LC 040D 10									23.83	0.938	4.90	28.00	10.16	0.400	G	J	N						
LC 040D 11									25.40	1.000	4.55	26.00	10.92	0.430	H	K	P						
LC 040D 12									28.58	1.125	4.03	23.00	12.04	0.474	H	K	P						
LC 040D 13									31.75	1.250	3.50	20.00	13.00	0.512	H	K	P						
LC 040D 14									34.93	1.375	3.15	18.00	13.97	0.550	H	K	P						
LC 040D 15									38.10	1.500	2.80	16.00	16.51	0.650	J	L	Q						
LC 040D 16	44.45	1.750	2.45	14.00					17.53	0.690	J	L	Q										
LC 040D 17	50.80	2.000	2.10	12.00					20.57	0.810	K	M	R										
LC 040D 18	57.15	2.250	1.87	10.70					23.04	0.907	K	M	R										
LC 040D 19	63.50	2.500	1.68	9.60					25.40	1.000	K	M	R										
LC 042D 01	7.62	0.300	7.95	0.313	1.07	0.042	5.21	0.205	72.50	16.30	9.53	0.375	18.39	105.00	5.11	0.201	E	G	L				
LC 042D 02											11.13	0.438	15.41	88.00	5.59	0.220	E	G	L				
LC 042D 03											12.70	0.500	12.26	70.00	6.43	0.253	E	G	L				
LC 042D 04											14.30	0.563	10.51	60.00	7.24	0.285	F	H	M				
LC 042D 05											15.88	0.625	9.11	52.00	8.03	0.316	F	H	M				
LC 042D 06											17.48	0.688	8.05	46.00	8.56	0.337	F	H	M				
LC 042D 07											19.05	0.750	7.35	42.00	9.09	0.358	F	H	M				
LC 042D 08											20.65	0.813	6.65	38.00	9.91	0.390	G	J	N				
LC 042D 09											22.23	0.875	5.95	34.00	10.69	0.421	G	J	N				
LC 042D 10					23.83	0.938	5.60	32.00	11.48	0.452	G	J	N										
LC 042D 11					25.40	1.000	5.25	30.00	12.04	0.474	H	K	P										
LC 042D 12					28.58	1.125	4.90	28.00	12.85	0.506	H	K	P										
LC 042D 13					31.75	1.250	4.20	24.00	14.71	0.579	H	K	P										
LC 042D 14					34.93	1.375	3.85	22.00	16.03	0.631	H	K	P										
LC 042D 15					38.10	1.500	3.50	20.00	17.09	0.673	J	L	Q										
LC 042D 16					44.45	1.750	2.89	16.50	19.96	0.786	J	L	Q										
LC 042D 17					50.80	2.000	2.54	14.50	22.45	0.884	K	M	R										
LC 042D 18					57.15	2.250	2.28	13.00	25.27	0.995	K	M	R										
LC 042D 19					63.50	2.500	2.03	11.60	27.41	1.079	K	M	R										
LC 045D 01	7.62	0.300	7.95	0.313	1.14	0.045	5.05	0.199	88.07	19.80	9.53	0.375	21.71	124.00	5.74	0.226	E	G	L				
LC 045D 02											11.13	0.438	18.04	103.00	6.60	0.260	E	G	L				
LC 045D 03											12.70	0.500	15.76	90.00	6.88	0.271	E	G	L				
LC 045D 04											14.30	0.563	13.48	77.00	8.03	0.316	F	H	M				
LC 045D 05											15.88	0.625	12.08	69.00	8.61	0.339	F	H	M				
LC 045D 06											17.48	0.688	10.68	61.00	9.45	0.372	F	H	M				
LC 045D 07											19.05	0.750	9.63	55.00	10.31	0.406	F	H	M				
LC 045D 08											20.65	0.813	8.93	51.00	10.59	0.417	G	J	N				
LC 045D 09											22.23	0.875	8.05	46.00	11.46	0.451	G	J	N				
LC 045D 10					23.83	0.938	7.35	42.00	12.60	0.496	G	J	N										
LC 045D 11					25.40	1.000	7.00	40.00	13.16	0.518	H	K	P										
LC 045D 12					28.58	1.125	6.30	36.00	14.33	0.564	H	K	P										
LC 045D 13					31.75	1.250	5.60	32.00	16.03	0.631	H	K	P										
LC 045D 14					34.93	1.375	5.08	29.00	16.87	0.664	H	K	P										
LC 045D 15					38.10	1.500	4.55	26.00	18.87	0.743	J	L	Q										
LC 045D 16					44.45	1.750	3.85	22.00	21.84	0.860	J	L	Q										
LC 045D 17					50.80	2.000	3.33	19.00	24.38	0.960	K	M	R										
LC 045D 18					57.15	2.250	2.98	17.00	27.43	1.080	K	M	R										
LC 045D 19					63.50	2.500	2.68	15.30	30.25	1.191	K	M	R										

† Indicates DIN Compression Springs meeting the design parameters outlined in Standard DIN 2098

Spring rates and maximum loads relate only to music wire. When using stainless steel multiply by 0.833

COMPRESSION SPRINGS: STANDARD SERIES



● End Coils Closed and Ground Square ● Music Wire (Plated) or Stainless Steel (Passivated)

LEE STOCK NUMBER	OUTSIDE DIAMETER		TO WORK IN HOLE DIA. MIN		NOMINAL WIRE DIAMETER		TO WORK OVER ROD DIA. MAX		APPROXIMATE LOAD AT SOLID HEIGHT		NOMINAL FREE LENGTH		SPRING RATE		APPROXIMATE SOLID HEIGHT		PRICE GROUP		
	MM	IN	MM	IN	MM	IN	MM	IN	N	LB	MM	IN	N/MM	LB/IN	MM	IN	Music Wire	302 Stainless	316 Stainless
																	M	S	S316
LC 047D 01	7.62	0.300	7.95	0.313	1.19	0.047	4.95	0.195	107.86	24.25	9.53	0.375	27.86	159.10	5.94	0.234	E	G	L
LC 047D 02											11.13	0.438	23.17	132.30	6.65	0.262	E	G	L
LC 047D 03											12.70	0.500	19.63	112.10	7.42	0.292	E	G	L
LC 047D 04											14.30	0.563	17.02	97.20	8.18	0.322	F	H	M
LC 047D 05											15.88	0.625	15.01	85.70	8.94	0.352	F	H	M
LC 047D 06											17.48	0.688	13.43	76.70	9.70	0.382	F	H	M
LC 047D 07											19.05	0.750	12.13	69.30	10.46	0.412	G	J	N
LC 047D 08											20.65	0.813	11.08	63.30	11.23	0.442	G	J	N
LC 047D 09											22.23	0.875	10.19	58.20	11.99	0.472	H	K	P
LC 047D 10											23.83	0.938	9.46	54.00	12.75	0.502	H	K	P
LC 047D 11											25.40	1.000	8.79	50.20	13.54	0.533	J	L	Q
LC 047D 12											28.58	1.125	7.72	44.10	15.06	0.593	J	L	Q
LC 047D 13											31.75	1.250	6.90	39.40	16.59	0.653	J	L	Q
LC 047D 14											34.93	1.375	6.22	35.50	18.11	0.713	K	M	R
LC 047D 15											38.10	1.500	5.67	32.40	19.63	0.773	K	M	R
LC 047D 16											44.45	1.750	4.82	27.50	22.68	0.893	L	N	S
LC 047D 17											50.80	2.000	4.18	23.90	25.73	1.013	L	N	S
LC 047D 18											57.15	2.250	3.69	21.10	28.80	1.134	M	P	T
LC 047D 19											63.50	2.500	3.31	18.90	31.85	1.254	M	P	T
LC 047D 20											69.85	2.750	2.99	17.10	34.95	1.376	N	Q	U
LC 047D 21											76.20	3.000	2.75	15.70	37.85	1.490	N	Q	U
LC 049D 01	7.62	0.300	7.95	0.313	1.24	0.049	4.85	0.191	119.16	26.79	9.53	0.375	33.86	193.40	6.20	0.244	E	G	L
LC 049D 02					11.13	0.438	27.60	157.60	7.01	0.276	E	G	L						
LC 049D 03					12.70	0.500	23.34	133.30	7.82	0.308	E	G	L						
LC 049D 04					14.30	0.563	20.21	115.40	8.64	0.340	F	H	M						
LC 049D 05					15.88	0.625	17.79	101.60	9.45	0.372	F	H	M						
LC 049D 06					17.48	0.688	15.93	91.00	10.26	0.404	G	J	N						
LC 049D 07					19.05	0.750	14.39	82.20	11.10	0.437	G	J	N						
LC 049D 08					20.65	0.813	13.15	75.10	11.91	0.469	H	K	P						
LC 049D 09					22.23	0.875	12.08	69.00	12.73	0.501	H	K	P						
LC 049D 10					23.83	0.938	11.19	63.90	13.54	0.533	J	L	Q						
LC 049D 11					25.40	1.000	10.40	59.40	14.35	0.565	J	L	Q						
LC 049D 12					28.58	1.125	9.14	52.20	16.00	0.630	K	M	R						
LC 049D 13					31.75	1.250	8.14	46.50	17.63	0.694	K	M	R						
LC 049D 14					34.93	1.375	7.35	42.00	19.28	0.759	L	N	S						
LC 049D 15					38.10	1.500	6.69	38.20	20.90	0.823	L	N	S						
LC 049D 16					44.45	1.750	5.67	32.40	24.18	0.952	M	P	T						
LC 049D 17					50.80	2.000	4.94	28.20	27.43	1.080	M	P	T						
LC 049D 18					57.15	2.250	4.36	24.90	30.71	1.209	N	Q	U						
LC 049D 19					63.50	2.500	3.90	22.30	33.99	1.338	N	Q	U						
LC 049D 20					69.85	2.750	3.54	20.20	37.26	1.467	P	R	V						
LC 049D 21					76.20	3.000	3.22	18.40	40.67	1.601	P	R	V						
LC 051D 01	7.62	0.300	7.95	0.313	1.30	0.051	4.75	0.187	130.33	29.30	9.53	0.375	40.26	229.90	6.48	0.255	E	G	L
LC 051D 02					11.13	0.438	32.71	186.80	7.37	0.290	E	G	L						
LC 051D 03					12.70	0.500	27.61	157.70	8.23	0.324	E	G	L						
LC 051D 04					14.30	0.563	23.90	136.50	9.09	0.358	F	H	M						
LC 051D 05					15.88	0.625	21.01	120.00	9.98	0.393	F	H	M						
LC 051D 06					17.48	0.688	18.79	107.30	10.85	0.427	G	J	N						
LC 051D 07					19.05	0.750	16.97	96.90	11.71	0.461	G	J	N						
LC 051D 08					20.65	0.813	15.48	88.40	12.60	0.496	H	K	P						
LC 051D 09					22.23	0.875	14.22	81.20	13.46	0.530	H	K	P						
LC 051D 10					23.83	0.938	13.17	75.20	14.33	0.564	J	L	Q						
LC 051D 11					25.40	1.000	12.24	69.90	15.21	0.599	J	L	Q						
LC 051D 12					28.58	1.125	10.75	61.40	16.97	0.668	K	M	R						
LC 051D 13					31.75	1.250	9.58	54.70	18.72	0.737	K	M	R						
LC 051D 14					34.93	1.375	8.63	49.30	20.45	0.805	L	N	S						
LC 051D 15					38.10	1.500	7.86	44.90	22.20	0.874	L	N	S						
LC 051D 16					44.45	1.750	6.67	38.10	25.68	1.011	M	P	T						
LC 051D 17					50.80	2.000	5.80	33.10	29.18	1.149	M	P	T						
LC 051D 18					57.15	2.250	5.11	29.20	32.69	1.287	N	Q	U						
LC 051D 19					63.50	2.500	4.59	26.20	36.17	1.424	N	Q	U						

† Indicates DIN Compression Springs meeting the design parameters outlined in Standard DIN 2098



COMPRESSION SPRINGS: STANDARD SERIES

● End Coils Closed and Ground Square ● Music Wire (Plated) or Stainless Steel (Passivated)

LEE STOCK NUMBER	OUTSIDE DIAMETER		TO WORK IN HOLE DIA. MIN		NOMINAL WIRE DIAMETER		TO WORK OVER ROD DIA. MAX		APPROXIMATE LOAD AT SOLID HEIGHT		NOMINAL FREE LENGTH		SPRING RATE		APPROXIMATE SOLID HEIGHT		PRICE GROUP		
	MM	IN	MM	IN	MM	IN	MM	IN	N	LB	MM	IN	N/MM	LB/IN	MM	IN	Music Wire	302 Stainless	316 Stainless
																	M	S	S316
LC 016DE 01	7.92	0.312	8.33	0.328	0.41	0.016	6.76	0.266	2.46	0.55	6.35	0.250	0.50	2.84	1.39	0.055	C	E	J
LC 016DE 02											7.95	0.313	0.39	2.21	1.55	0.061	C	E	J
LC 016DE 03											9.53	0.375	0.32	1.80	1.72	0.068	C	E	J
LC 016DE 04											11.13	0.438	0.27	1.52	1.88	0.074	C	E	J
LC 016DE 05											12.70	0.500	0.23	1.32	2.04	0.080	D	F	K
LC 016DE 06											14.30	0.563	0.20	1.17	2.19	0.086	D	F	K
LC 016DE 07											15.88	0.625	0.18	1.04	2.36	0.093	D	F	K
LC 016DE 08											17.48	0.688	0.17	0.94	2.52	0.099	D	F	K
LC 016DE 09											19.05	0.750	0.15	0.86	2.68	0.105	E	G	L
LC 016DE 10											20.65	0.813	0.14	0.79	2.84	0.112	E	G	L
LC 016DE 11											22.23	0.875	0.13	0.73	3.00	0.118	E	G	L
LC 016DE 12											23.83	0.938	0.12	0.68	3.16	0.124	E	G	L
LC 016DE 13											25.40	1.000	0.11	0.64	3.32	0.131	F	H	M
LC 016DE 14											31.75	1.250	0.09	0.51	3.96	0.156	F	H	M
LC 016DE 15											38.10	1.500	0.07	0.42	4.60	0.181	F	H	M
LC 016DE 16											44.45	1.750	0.06	0.36	5.24	0.206	G	J	N
LC 016DE 17											50.80	2.000	0.06	0.31	5.89	0.232	G	J	N
LC 023DE 01	0.58	0.023	6.48	0.255	5.32	1.20	9.53	0.375	0.86	4.91	3.34	0.131	C	E	J				
LC 023DE 02							11.13	0.438	0.72	4.12	3.74	0.147	C	E	J				
LC 023DE 03							12.70	0.500	0.62	3.55	4.15	0.163	D	F	K				
LC 023DE 04							14.30	0.563	0.55	3.12	4.55	0.179	D	F	K				
LC 023DE 05							15.88	0.625	0.49	2.79	4.96	0.195	D	F	K				
LC 023DE 06							17.48	0.688	0.44	2.51	5.36	0.211	D	F	K				
LC 023DE 07							19.05	0.750	0.40	2.29	5.77	0.227	E	G	L				
LC 023DE 08							20.65	0.813	0.37	2.10	6.17	0.243	E	G	L				
LC 023DE 09							22.23	0.875	0.34	1.95	6.58	0.259	E	G	L				
LC 023DE 10							23.83	0.938	0.32	1.81	6.99	0.275	E	G	L				
LC 023DE 11							25.40	1.000	0.30	1.69	7.39	0.291	F	H	M				
LC 023DE 12							31.75	1.250	0.23	1.34	9.01	0.355	F	H	M				
LC 023DE 13							34.93	1.375	0.21	1.21	9.82	0.387	F	H	M				
LC 023DE 14							38.10	1.500	0.19	1.11	10.63	0.419	G	J	N				
LC 023DE 15							44.45	1.750	0.17	0.95	12.25	0.482	G	J	N				
LC 023DE 16							50.80	2.000	0.14	0.83	13.87	0.546	G	J	N				
LC 023DE 17							57.15	2.250	0.13	0.73	15.49	0.610	H	K	P				
LC 023DE 18							63.50	2.500	0.12	0.66	17.11	0.674	H	K	P				
LC 026DE 01	0.66	0.026	6.30	0.248	10.75	2.42	11.13	0.438	1.46	8.33	3.75	0.148	D	F	K				
LC 026DE 02							12.70	0.500	1.26	7.18	4.14	0.163	D	F	K				
LC 026DE 03							14.30	0.563	1.10	6.29	4.53	0.178	D	F	K				
LC 026DE 04							15.88	0.625	0.98	5.61	4.91	0.193	D	F	K				
LC 026DE 05							17.48	0.688	0.88	5.05	5.30	0.209	E	G	L				
LC 026DE 06							19.05	0.750	0.81	4.61	5.69	0.224	E	G	L				
LC 026DE 07							20.65	0.813	0.74	4.22	6.08	0.239	E	G	L				
LC 026DE 08							22.23	0.875	0.68	3.91	6.46	0.254	E	G	L				
LC 026DE 09							23.83	0.938	0.64	3.63	6.85	0.270	F	H	M				
LC 026DE 10							25.40	1.000	0.59	3.39	7.24	0.285	F	H	M				
LC 026DE 11							31.75	1.250	0.47	2.68	8.79	0.346	F	H	M				
LC 026DE 12							38.10	1.500	0.39	2.22	10.34	0.407	G	J	N				
LC 026DE 13							44.45	1.750	0.33	1.89	11.89	0.468	G	J	N				
LC 026DE 14							50.80	2.000	0.29	1.65	13.44	0.529	G	J	N				
LC 026DE 15							57.15	2.250	0.26	1.46	14.99	0.590	H	K	P				
LC 026DE 16							63.50	2.500	0.23	1.31	16.54	0.651	H	K	P				
LC 047DE 01	1.19	0.047	5.28	0.208	59.08	13.28	9.53	0.375	20.35	116.19	6.62	0.261	E	G	L				
LC 047DE 02							11.13	0.438	16.62	94.91	7.55	0.297	E	G	L				
LC 047DE 03							12.70	0.500	14.08	80.42	8.47	0.334	E	G	L				
LC 047DE 04							14.30	0.563	12.22	69.76	9.39	0.370	E	G	L				
LC 047DE 05							15.88	0.625	10.77	61.49	10.32	0.406	F	H	M				
LC 047DE 06							17.48	0.688	9.64	55.06	11.24	0.443	F	H	M				
LC 047DE 07							19.05	0.750	8.71	49.77	12.17	0.479	F	H	M				
LC 047DE 08							20.65	0.813	7.96	45.47	13.09	0.516	F	H	M				
LC 047DE 09							22.23	0.875	7.32	41.81	14.03	0.552	G	J	N				
LC 047DE 10							23.83	0.938	6.78	38.73	14.95	0.588	G	J	N				

† Indicates DIN Compression Springs meeting the design parameters outlined in Standard DIN 2098

Spring rates and maximum loads relate only to music wire. When using stainless steel multiply by 0.833

COMPRESSION SPRINGS: STANDARD SERIES



● End Coils Closed and Ground Square ● Music Wire (Plated) or Stainless Steel (Passivated)

LEE STOCK NUMBER	OUTSIDE DIAMETER		TO WORK IN HOLE DIA. MIN		NOMINAL WIRE DIAMETER		TO WORK OVER ROD DIA. MAX		APPROXIMATE LOAD AT SOLID HEIGHT		NOMINAL FREE LENGTH		SPRING RATE		APPROXIMATE SOLID HEIGHT		PRICE GROUP												
	MM	IN	MM	IN	MM	IN	MM	IN	N	LB	MM	IN	N/MM	LB/IN	MM	IN	Music Wire	302 Stainless	316 Stainless										
																	M	S	S316										
LC 047DE 11	7.92	0.312	8.33	0.328	1.19	0.047	5.28	0.208	59.08	13.28	25.40	1.000	6.31	36.04	15.88	0.625	G	J	N										
LC 047DE 12											28.58	1.125	5.55	31.67	17.73	0.698	G	J	N										
LC 047DE 13											31.75	1.250	4.95	28.24	19.58	0.771	H	K	P										
LC 047DE 14											34.93	1.375	4.46	25.49	21.43	0.844	H	K	P										
LC 047DE 15											38.10	1.500	4.07	23.22	23.28	0.917	H	K	P										
LC 047DE 16											44.45	1.750	3.45	19.72	26.99	1.063	H	K	P										
LC 047DE 17											50.80	2.000	3.00	17.13	30.69	1.208	J	L	Q										
LC 047DE 18											57.15	2.250	2.65	15.14	34.39	1.354	J	L	Q										
LC 047DE 19											63.50	2.500	2.38	13.57	38.10	1.500	J	L	Q										
LC 047DE 20											69.85	2.750	2.15	12.29	41.80	1.646	K	M	R										
LC 047DE 21											76.20	3.000	1.97	11.24	45.50	1.792	K	M	R										
LCM063DF 01†											8.63	0.340	9.40	0.370	0.63	0.025	6.80	0.268	11.40	2.56	16.00	0.630	0.91	5.19	3.45	0.136	H	K	SPECIAL
LCM063DF 02†																					24.50	0.965	0.58	3.30	4.72	0.186	H	K	SPECIAL
LCM063DF 03†																					37.00	1.457	0.37	2.14	6.60	0.260	H	K	SPECIAL
LCM063DF 04†																					55.00	2.165	0.25	1.45	9.14	0.360	H	K	SPECIAL
LCM063DF 05†																					80.50	3.169	0.17	0.98	12.90	0.508	H	K	SPECIAL
LCM080DG 01†											8.80	0.346	9.60	0.378	0.80	0.032	6.60	0.260	23.00	5.17	14.50	0.571	2.36	13.50	4.39	0.173	H	K	SPECIAL
LCM080DG 02†																					21.50	0.846	1.50	8.59	5.99	0.236	H	K	SPECIAL
LCM080DG 03†																					32.00	1.260	0.97	5.56	8.41	0.331	H	K	SPECIAL
LCM080DG 04†																					47.00	1.850	0.66	3.78	11.61	0.457	H	K	SPECIAL
LCM080DG 05†																					68.00	2.677	0.45	2.55	16.41	0.646	H	K	SPECIAL
LCM065E 01	9.00	0.354	9.50	0.374	0.65	0.026	7.20	0.283	15.21	3.42	12.50	0.492	1.54	8.80	2.64	0.104	C	E	SPECIAL										
LCM065E 02											14.00	0.551	1.36	7.76	2.82	0.111	C	E	SPECIAL										
LCM065E 03											15.50	0.610	1.22	6.94	3.00	0.118	D	F	SPECIAL										
LCM065E 04											17.00	0.669	1.10	6.28	3.18	0.125	D	F	SPECIAL										
LCM065E 05											19.00	0.748	0.98	5.57	3.40	0.134	D	F	SPECIAL										
LCM065E 06											21.00	0.827	0.88	5.00	3.66	0.144	E	G	SPECIAL										
LCM065E 07											23.00	0.906	0.79	4.54	3.89	0.153	E	G	SPECIAL										
LCM065E 08											25.00	0.984	0.73	4.16	4.14	0.163	E	G	SPECIAL										
LCM065E 09											27.50	1.083	0.66	3.76	4.42	0.174	F	H	SPECIAL										
LCM065E 10											30.00	1.181	0.60	3.43	4.72	0.186	F	H	SPECIAL										
LCM065E 11											35.00	1.378	0.51	2.92	5.33	0.210	F	H	SPECIAL										
LCM065E 12											40.00	1.575	0.45	2.55	5.92	0.233	G	J	SPECIAL										
LCM065E 13											45.00	1.772	0.40	2.26	6.53	0.257	G	J	SPECIAL										
LCM065E 14											50.00	1.969	0.35	2.02	7.11	0.280	G	J	SPECIAL										
LCM065E 15											55.00	2.165	0.32	1.84	7.72	0.304	H	K	SPECIAL										
LCM065E 16											60.00	2.362	0.29	1.68	8.31	0.327	H	K	SPECIAL										
LCM095E 01											9.00	0.354	9.50	0.374	0.95	0.037	6.60	0.260	45.10	10.14	11.00	0.433	6.64	37.93	4.22	0.166	C	E	SPECIAL
LCM095E 02															12.50	0.492	5.71	32.60	4.60	0.181	C	E	SPECIAL						
LCM095E 03															14.00	0.551	4.99	28.50	4.98	0.196	C	E	SPECIAL						
LCM095E 04															15.50	0.610	4.45	25.40	5.36	0.211	D	F	SPECIAL						
LCM095E 05															17.00	0.669	4.00	22.86	5.74	0.226	D	F	SPECIAL						
LCM095E 06	19.00	0.748	3.54	20.19	6.25	0.246	D	F	SPECIAL																				
LCM095E 07	21.00	0.827	3.17	18.10	6.76	0.266	E	G	SPECIAL																				
LCM095E 08	23.00	0.906	2.87	16.40	7.26	0.286	E	G	SPECIAL																				
LCM095E 09	25.00	0.984	2.61	14.90	7.77	0.306	E	G	SPECIAL																				
LCM095E 10	27.50	1.083	2.36	13.50	8.41	0.331	F	H	SPECIAL																				
LCM095E 11	30.00	1.181	2.15	12.30	9.02	0.355	F	H	SPECIAL																				
LCM095E 12	35.00	1.378	1.82	10.40	10.29	0.405	F	H	SPECIAL																				
LCM095E 13	40.00	1.575	1.59	9.06	11.56	0.455	G	J	SPECIAL																				
LCM095E 14	45.00	1.772	1.40	8.00	12.83	0.505	G	J	SPECIAL																				
LCM095E 15	50.00	1.969	1.26	7.20	14.10	0.555	G	J	SPECIAL																				
LCM095E 16	55.00	2.165	1.14	6.50	15.37	0.605	H	K	SPECIAL																				
LCM095E 17	60.00	2.362	1.03	5.90	16.51	0.650	H	K	SPECIAL																				
LCM095E 18	65.00	2.559	0.96	5.50	17.91	0.705	H	K	SPECIAL																				
LCM100E 01†	9.60	0.378	1.00	0.039	6.50	0.256	6.50	0.256	42.23	9.50	13.00	0.512	5.77	32.96	5.51	0.217	G	J	SPECIAL										
LCM100E 02†											19.00	0.748	3.67	20.97	7.49	0.295	G	J	SPECIAL										
LCM100E 03†											28.50	1.122	2.38	13.57	10.49	0.413	G	J	SPECIAL										
LCM100E 04†											40.50	1.594	1.62	9.23	14.50	0.571	G	J	SPECIAL										
LCM100E 05†											59.00	2.323	1.09	6.24	20.50	0.807	G	J	SPECIAL										

† Indicates DIN Compression Springs meeting the design parameters outlined in Standard DIN 2098



COMPRESSION SPRINGS: STANDARD SERIES

● End Coils Closed and Ground Square ● Music Wire (Plated) or Stainless Steel (Passivated)

LEE STOCK NUMBER	OUTSIDE DIAMETER		TO WORK IN HOLE DIA. MIN		NOMINAL WIRE DIAMETER		TO WORK OVER ROD DIA. MAX		APPROXIMATE LOAD AT SOLID HEIGHT		NOMINAL FREE LENGTH		SPRING RATE		APPROXIMATE SOLID HEIGHT		PRICE GROUP		
	MM	IN	MM	IN	MM	IN	MM	IN	N	LB	MM	IN	N/MM	LB/IN	MM	IN	Music Wire	302 Stainless	316 Stainless
																	M	S	S316
LCM110E 01	9.00	0.354	9.50	0.374	1.10	0.043	6.30	0.248	70.59	15.87	11.00	0.433	11.85	67.70	5.05	0.199	E	G	SPECIAL
LCM110E 02											12.50	0.492	10.14	57.90	5.54	0.218	E	G	SPECIAL
LCM110E 03											14.00	0.551	8.84	50.50	6.02	0.237	E	G	SPECIAL
LCM110E 04											15.50	0.610	7.84	44.80	6.50	0.256	E	G	SPECIAL
LCM110E 05											17.00	0.669	7.06	40.30	6.99	0.275	F	H	SPECIAL
LCM110E 06											19.00	0.748	6.22	35.50	7.65	0.301	F	H	SPECIAL
LCM110E 07											21.00	0.827	5.55	31.70	8.28	0.326	F	H	SPECIAL
LCM110E 08											23.00	0.906	5.03	28.70	8.94	0.352	F	H	SPECIAL
LCM110E 09											25.00	0.984	4.57	26.10	9.58	0.377	F	H	SPECIAL
LCM110E 10											27.50	1.083	4.13	23.60	10.39	0.409	G	J	SPECIAL
LCM110E 11											30.00	1.181	3.75	21.40	11.20	0.441	G	J	SPECIAL
LCM110E 12											35.00	1.378	3.19	18.20	12.80	0.504	G	J	SPECIAL
LCM110E 13											40.00	1.575	2.77	15.80	14.43	0.568	H	K	SPECIAL
LCM110E 14											45.00	1.772	2.43	13.90	16.05	0.632	H	K	SPECIAL
LCM110E 15											50.00	1.969	2.19	12.50	17.68	0.696	H	K	SPECIAL
LCM110E 16											55.00	2.165	1.98	11.29	19.28	0.759	J	L	SPECIAL
LCM110E 17											60.00	2.362	1.80	10.30	20.90	0.823	J	L	SPECIAL
LCM110E 18											65.00	2.559	1.66	9.50	22.53	0.887	K	M	SPECIAL
LC 026E 01	9.14	0.360	9.53	0.375	0.66	0.026	7.39	0.291	15.57	3.50	12.70	0.500	1.58	9.00	2.74	0.108	C	E	J
LC 026E 02											14.30	0.563	1.40	8.00	2.92	0.115	C	E	J
LC 026E 03											15.88	0.625	1.23	7.00	3.15	0.124	D	F	K
LC 026E 04											17.48	0.688	1.14	6.50	3.33	0.131	D	F	K
LC 026E 05											19.05	0.750	1.05	6.00	3.51	0.138	D	F	K
LC 026E 06											20.65	0.813	0.96	5.50	3.66	0.144	E	G	L
LC 026E 07											22.23	0.875	0.88	5.00	3.84	0.151	E	G	L
LC 026E 08											23.83	0.938	0.79	4.50	3.99	0.157	E	G	L
LC 026E 09											25.40	1.000	0.70	4.00	4.32	0.170	F	H	M
LC 026E 10											28.58	1.125	0.61	3.50	4.83	0.190	F	H	M
LC 026E 11											31.75	1.250	0.58	3.30	5.33	0.210	F	H	M
LC 026E 12											38.10	1.500	0.47	2.70	6.07	0.239	G	J	N
LC 026E 13											44.45	1.750	0.42	2.40	6.35	0.250	G	J	N
LC 026E 14											50.80	2.000	0.37	2.10	7.06	0.278	H	K	P
LC 026E 15											57.15	2.250	0.33	1.90	8.05	0.317	H	K	P
LC 029E 01					0.74	0.029	7.32	0.288	20.02	4.50	12.70	0.500	2.14	12.20	3.58	0.141	C	E	J
LC 029E 02											14.30	0.563	1.87	10.70	3.84	0.151	D	F	K
LC 029E 03											15.88	0.625	1.68	9.60	4.09	0.161	D	F	K
LC 029E 04											17.48	0.688	1.51	8.60	4.34	0.171	D	F	K
LC 029E 05											19.05	0.750	1.33	7.60	4.60	0.181	D	F	K
LC 029E 06											20.65	0.813	1.23	7.00	4.88	0.192	E	G	L
LC 029E 07											22.23	0.875	1.14	6.50	5.13	0.202	E	G	L
LC 029E 08											23.83	0.938	1.07	6.10	5.41	0.213	E	G	L
LC 029E 09											25.40	1.000	1.00	5.70	5.64	0.222	F	H	M
LC 029E 10											28.58	1.125	0.88	5.00	6.15	0.242	F	H	M
LC 029E 11											31.75	1.250	0.77	4.40	6.71	0.264	F	H	M
LC 029E 12											34.93	1.375	0.70	4.00	7.19	0.283	F	H	M
LC 029E 13											38.10	1.500	0.65	3.70	7.72	0.304	G	J	N
LC 029E 14											44.45	1.750	0.56	3.20	8.48	0.334	G	J	N
LC 029E 15											50.80	2.000	0.47	2.70	9.75	0.384	H	K	P
LC 032E 0	0.81	0.032	7.16	0.282	28.02	6.30	9.53	0.375	4.47	25.50	3.05	0.120	C	E	J				
LC 032E 01							12.70	0.500	3.15	18.00	3.68	0.145	C	E	J				
LC 032E 02							14.30	0.563	2.80	16.00	4.09	0.161	D	F	K				
LC 032E 03							15.88	0.625	2.54	14.50	4.29	0.169	D	F	K				
LC 032E 04							17.48	0.688	2.28	13.00	4.50	0.177	D	F	K				
LC 032E 05							19.05	0.750	2.10	12.00	4.70	0.185	D	F	K				
LC 032E 06							20.65	0.813	1.93	11.00	5.11	0.201	E	G	L				
LC 032E 07							22.23	0.875	1.75	10.00	5.31	0.209	E	G	L				
LC 032E 08							23.83	0.938	1.66	9.50	5.72	0.225	E	G	L				
LC 032E 09							25.40	1.000	1.49	8.50	6.12	0.241	F	H	M				
LC 032E 10							28.58	1.125	1.31	7.50	6.73	0.265	F	H	M				
LC 032E 11							31.75	1.250	1.23	7.00	7.04	0.277	F	H	M				
LC 032E 12	34.93	1.375	1.14	6.50	7.54	0.297	F	H	M										

† Indicates DIN Compression Springs meeting the design parameters outlined in Standard DIN 2098

Spring rates and maximum loads relate only to music wire. When using stainless steel multiply by 0.833

COMPRESSION SPRINGS: STANDARD SERIES



● End Coils Closed and Ground Square ● Music Wire (Plated) or Stainless Steel (Passivated)

LEE STOCK NUMBER	OUTSIDE DIAMETER		TO WORK IN HOLE DIA. MIN		NOMINAL WIRE DIAMETER		TO WORK OVER ROD DIA. MAX		APPROXIMATE LOAD AT SOLID HEIGHT		NOMINAL FREE LENGTH		SPRING RATE		APPROXIMATE SOLID HEIGHT		PRICE GROUP		
	MM	IN	MM	IN	MM	IN	MM	IN	N	LB	MM	IN	N/MM	LB/IN	MM	IN	Music Wire	302 Stainless	316 Stainless
																	M	S	S316
LC 032E 13	9.14	0.360	9.53	0.375	0.81	0.032	7.16	0.282	28.02	6.30	38.10	1.500	0.96	5.50	8.59	0.338	G	J	N
LC 032E 14											44.45	1.750	0.81	4.60	9.68	0.381	G	J	N
LC 032E 15											50.80	2.000	0.70	4.00	10.69	0.421	H	K	P
LC 032E 16											57.15	2.250	0.63	3.60	11.96	0.471	H	K	P
LC 032E 17											63.50	2.500	0.56	3.20	13.06	0.514	H	K	P
											LC 035E 01	0.89	0.035	7.04	0.277	34.69	7.80	11.13	0.438
LC 035E 02					12.70	0.500	4.15	23.70	4.52	0.178	C							E	J
LC 035E 03					14.30	0.563	3.55	20.30	4.93	0.194	D							F	K
LC 035E 04					15.88	0.625	3.15	18.00	5.28	0.208	D							F	K
LC 035E 05					17.48	0.688	2.80	16.00	5.66	0.223	D							F	K
LC 035E 06					19.05	0.750	2.57	14.70	6.05	0.238	D							F	K
LC 035E 07					20.65	0.813	2.33	13.30	6.40	0.252	E							G	L
LC 035E 08					22.23	0.875	2.19	12.50	6.76	0.266	E							G	L
LC 035E 09					23.83	0.938	2.05	11.70	7.09	0.279	E							G	L
LC 035E 10					25.40	1.000	1.93	11.00	7.44	0.293	F							H	M
LC 035E 11					28.58	1.125	1.66	9.50	8.26	0.325	F							H	M
LC 035E 12					31.75	1.250	1.51	8.60	8.92	0.351	F							H	M
LC 035E 13					34.93	1.375	1.35	7.70	9.68	0.381	F							H	M
LC 035E 14	38.10	1.500	1.23	7.00	10.41	0.410	G	J	N										
LC 035E 15	44.45	1.750	1.07	6.10	11.81	0.465	G	J	N										
LC 035E 16	50.80	2.000	0.91	5.20	13.34	0.525	H	K	P										
LC 035E 17	57.15	2.250	0.81	4.60	14.73	0.580	H	K	P										
LC 035E 18	63.50	2.500	0.72	4.10	16.26	0.640	H	K	P										
LC 038E 01	0.97	0.038	6.88	0.271	45.81	10.30	11.13	0.438	6.65	38.00	4.37	0.172	C	E	J				
LC 038E 02							12.70	0.500	5.60	32.00	4.85	0.191	C	E	J				
LC 038E 03							14.30	0.563	4.90	28.00	5.08	0.200	D	F	K				
LC 038E 04							15.88	0.625	4.38	25.00	5.56	0.219	D	F	K				
LC 038E 05							17.48	0.688	3.85	22.00	6.07	0.239	D	F	K				
LC 038E 06							19.05	0.750	3.68	21.00	6.30	0.248	D	F	K				
LC 038E 07							20.65	0.813	3.33	19.00	6.78	0.267	E	G	L				
LC 038E 08							22.23	0.875	2.98	17.00	7.26	0.286	E	G	L				
LC 038E 09							23.83	0.938	2.80	16.00	7.75	0.305	E	G	L				
LC 038E 10							25.40	1.000	2.63	15.00	8.23	0.324	F	H	M				
LC 038E 11							28.58	1.125	2.28	13.00	8.94	0.352	F	H	M				
LC 038E 12							31.75	1.250	2.10	12.00	9.68	0.381	F	H	M				
LC 038E 13							34.93	1.375	1.75	10.00	11.13	0.438	F	H	M				
LC 038E 14							38.10	1.500	1.58	9.00	12.12	0.477	G	J	N				
LC 038E 15							44.45	1.750	1.44	8.20	13.16	0.518	G	J	N				
LC 038E 16							50.80	2.000	1.31	7.50	14.61	0.575	H	K	P				
LC 038E 17							57.15	2.250	1.14	6.50	16.05	0.632	H	K	P				
LC 038E 18							63.50	2.500	1.02	5.80	18.14	0.714	H	K	P				
LC 040E 01	1.02	0.040	6.81	0.268	51.15	11.50	11.13	0.438	7.74	44.20	4.98	0.196	E	G	L				
LC 040E 02							12.70	0.500	6.69	38.20	5.44	0.214	E	G	L				
LC 040E 03							14.30	0.563	5.78	33.00	5.94	0.234	E	G	L				
LC 040E 04							15.88	0.625	5.01	28.60	6.45	0.254	E	G	L				
LC 040E 05							17.48	0.688	4.59	26.20	6.86	0.270	F	H	M				
LC 040E 06							19.05	0.750	4.20	24.00	7.37	0.290	F	H	M				
LC 040E 07							20.65	0.813	3.89	22.20	7.77	0.306	F	H	M				
LC 040E 08							22.23	0.875	3.54	20.20	8.28	0.326	F	H	M				
LC 040E 09							23.83	0.938	3.29	18.80	8.69	0.342	F	H	M				
LC 040E 10							25.40	1.000	3.05	17.40	9.19	0.362	G	J	N				
LC 040E 11							28.58	1.125	2.70	15.40	10.11	0.398	G	J	N				
LC 040E 12							31.75	1.250	2.42	13.80	11.05	0.435	G	J	N				
LC 040E 13							34.93	1.375	2.17	12.40	12.07	0.475	H	K	P				
LC 040E 14							38.10	1.500	2.01	11.50	12.95	0.510	H	K	P				
LC 040E 15							44.45	1.750	1.70	9.70	14.88	0.586	H	K	P				
LC 040E 16							50.80	2.000	1.51	8.60	16.76	0.660	J	L	Q				
LC 040E 17							57.15	2.250	1.31	7.50	18.54	0.730	J	L	Q				
LC 040E 18							63.50	2.500	1.16	6.60	20.57	0.810	J	L	Q				

† Indicates DIN Compression Springs meeting the design parameters outlined in Standard DIN 2098



COMPRESSION SPRINGS: STANDARD SERIES

● End Coils Closed and Ground Square ● Music Wire (Plated) or Stainless Steel (Passivated)

LEE STOCK NUMBER	OUTSIDE DIAMETER		TO WORK IN HOLE DIA. MIN		NOMINAL WIRE DIAMETER		TO WORK OVER ROD DIA. MAX		APPROXIMATE LOAD AT SOLID HEIGHT		NOMINAL FREE LENGTH		SPRING RATE		APPROXIMATE SOLID HEIGHT		PRICE GROUP		
	MM	IN	MM	IN	MM	IN	MM	IN	N	LB	MM	IN	N/MM	LB/IN	MM	IN	Music Wire	302 Stainless	316 Stainless
																	M	S	S316
LC 042E 01	9.14	0.360	9.53	0.375	1.07	0.042	6.71	0.264	60.05	13.50	11.13	0.438	9.81	56.00	5.11	0.201	E	G	L
LC 042E 02											12.70	0.500	8.05	46.00	5.64	0.222	E	G	L
LC 042E 03											14.30	0.563	7.35	42.00	5.89	0.232	E	G	L
LC 042E 04											15.88	0.625	6.48	37.00	6.43	0.253	E	G	L
LC 042E 05											17.48	0.688	5.78	33.00	6.96	0.274	F	H	M
LC 042E 06											19.05	0.750	5.43	31.00	7.24	0.285	F	H	M
LC 042E 07											20.65	0.813	4.90	28.00	7.77	0.306	F	H	M
LC 042E 08											22.23	0.875	4.38	25.00	8.56	0.337	F	H	M
LC 042E 09											23.83	0.938	4.03	23.00	9.12	0.359	F	H	M
LC 042E 10											25.40	1.000	3.68	21.00	9.63	0.379	G	J	N
LC 042E 11											28.58	1.125	3.33	19.00	10.44	0.411	G	J	N
LC 042E 12											31.75	1.250	2.98	17.00	11.51	0.453	G	J	N
LC 042E 13											34.93	1.375	2.80	16.00	12.32	0.485	H	K	P
LC 042E 14											38.10	1.500	2.54	14.50	13.39	0.527	H	K	P
LC 042E 15											44.45	1.750	2.10	12.00	15.60	0.614	H	K	P
LC 042E 16											50.80	2.000	1.84	10.50	17.20	0.677	J	L	Q
LC 042E 17											57.15	2.250	1.58	9.00	19.53	0.769	J	L	Q
LC 042E 18											63.50	2.500	1.45	8.30	21.59	0.850	J	L	Q
LC 045E 01	9.14	0.360	9.53	0.375	1.14	0.045	6.55	0.258	73.39	16.50	11.13	0.438	13.13	75.00	5.46	0.215	E	G	L
LC 045E 02											12.70	0.500	11.38	65.00	5.89	0.232	E	G	L
LC 045E 03											14.30	0.563	9.63	55.00	6.60	0.260	E	G	L
LC 045E 04											15.88	0.625	8.58	49.00	6.88	0.271	E	G	L
LC 045E 05											17.48	0.688	7.70	44.00	7.47	0.294	F	H	M
LC 045E 06											19.05	0.750	7.00	40.00	8.03	0.316	F	H	M
LC 045E 07											20.65	0.813	6.48	37.00	8.61	0.339	F	H	M
LC 045E 08											22.23	0.875	5.78	33.00	9.17	0.361	F	H	M
LC 045E 09											23.83	0.938	5.25	30.00	10.03	0.395	F	H	M
LC 045E 10											25.40	1.000	4.90	28.00	10.59	0.417	G	J	N
LC 045E 11											28.58	1.125	4.38	25.00	11.46	0.451	G	J	N
LC 045E 12											31.75	1.250	3.85	22.00	13.00	0.512	G	J	N
LC 045E 13											34.93	1.375	3.50	20.00	13.74	0.541	H	K	P
LC 045E 14											38.10	1.500	3.15	18.00	14.88	0.586	H	K	P
LC 045E 15											44.45	1.750	2.71	15.50	17.30	0.681	H	K	P
LC 045E 16											50.80	2.000	2.33	13.30	19.35	0.762	J	L	Q
LC 045E 17											57.15	2.250	2.07	11.80	21.62	0.851	J	L	Q
LC 045E 18											63.50	2.500	1.86	10.60	24.00	0.945	J	L	Q
LC 045E 19	69.85	2.750	1.65	9.40	26.54	1.045	J	L	Q										
LC 047E 01	9.14	0.360	9.53	0.375	1.19	0.047	6.45	0.254	92.52	20.80	11.13	0.438	16.28	93.00	5.61	0.221	E	G	L
LC 047E 02											12.70	0.500	13.80	78.80	6.17	0.243	E	G	L
LC 047E 03											14.30	0.563	11.94	68.20	6.76	0.266	F	H	M
LC 047E 04											15.88	0.625	10.54	60.20	7.34	0.289	F	H	M
LC 047E 05											17.48	0.688	9.42	53.80	7.90	0.311	F	H	M
LC 047E 06											19.05	0.750	8.54	48.80	8.48	0.334	F	H	M
LC 047E 07											20.65	0.813	7.79	44.50	9.07	0.357	G	J	N
LC 047E 08											22.23	0.875	7.18	41.00	9.63	0.379	G	J	N
LC 047E 09											23.83	0.938	6.64	37.90	10.21	0.402	G	J	N
LC 047E 10											25.40	1.000	6.18	35.30	10.77	0.424	H	K	P
LC 047E 11											28.58	1.125	5.43	31.00	11.91	0.469	H	K	P
LC 047E 12											31.75	1.250	4.85	27.70	13.06	0.514	H	K	P
LC 047E 13											34.93	1.375	4.38	25.00	14.22	0.560	J	L	Q
LC 047E 14											38.10	1.500	3.97	22.70	15.37	0.605	J	L	Q
LC 047E 15											44.45	1.750	3.38	19.30	17.65	0.695	K	M	R
LC 047E 16											50.80	2.000	2.94	16.80	19.94	0.785	K	M	R
LC 047E 17											57.15	2.250	2.59	14.80	22.25	0.876	L	N	S
LC 047E 18											63.50	2.500	2.33	13.30	24.54	0.966	L	N	S
LC 047E 19											69.85	2.750	2.10	12.00	26.82	1.056	M	P	T
LC 047E 20											76.20	3.000	1.93	11.00	29.13	1.147	M	P	T
LC 047E 21											82.55	3.250	1.77	10.10	31.52	1.241	P	R	V
LC 047E 22											88.90	3.500	1.65	9.40	33.68	1.326	P	R	V

† Indicates DIN Compression Springs meeting the design parameters outlined in Standard DIN 2098

Spring rates and maximum loads relate only to music wire. When using stainless steel multiply by 0.833

COMPRESSION SPRINGS: STANDARD SERIES



● End Coils Closed and Ground Square ● Music Wire (Plated) or Stainless Steel (Passivated)

LEE STOCK NUMBER	OUTSIDE DIAMETER		TO WORK IN HOLE DIA. MIN		NOMINAL WIRE DIAMETER		TO WORK OVER ROD DIA. MAX		APPROXIMATE LOAD AT SOLID HEIGHT		NOMINAL FREE LENGTH		SPRING RATE		APPROXIMATE SOLID HEIGHT		PRICE GROUP		
	MM	IN	MM	IN	MM	IN	MM	IN	N	LB	MM	IN	N/MM	LB/IN	MM	IN	Music Wire	302 Stainless	316 Stainless
																	M	S	S316
LC 049E 01	9.14	0.360	9.53	0.375	1.24	0.049	6.35	0.250	102.30	23.00	11.13	0.438	19.10	109.10	5.94	0.234	E	G	L
LC 049E 02											12.70	0.500	16.14	92.20	6.55	0.258	E	G	L
LC 049E 03											14.30	0.563	13.99	79.90	7.16	0.282	F	H	M
LC 049E 04											15.88	0.625	12.33	70.40	7.80	0.307	F	H	M
LC 049E 05											17.48	0.688	11.01	62.90	8.41	0.331	F	H	M
LC 049E 06											19.05	0.750	9.96	56.90	9.04	0.356	G	J	N
LC 049E 07											20.65	0.813	9.11	52.00	9.65	0.380	G	J	N
LC 049E 08											22.23	0.875	8.35	47.70	10.29	0.405	G	J	N
LC 049E 09											25.40	1.000	7.20	41.10	11.53	0.454	H	K	P
LC 049E 10											28.58	1.125	6.32	36.10	12.78	0.503	H	K	P
LC 049E 11											31.75	1.250	5.64	32.20	14.02	0.552	H	K	P
LC 049E 12											34.93	1.375	5.10	29.10	15.24	0.600	J	L	Q
LC 049E 13											38.10	1.500	4.62	26.40	16.51	0.650	J	L	Q
LC 049E 14											44.45	1.750	3.94	22.50	18.97	0.747	K	M	R
LC 049E 15											50.80	2.000	3.41	19.50	21.46	0.845	K	M	R
LC 049E 16											57.15	2.250	3.01	17.20	23.95	0.943	L	N	S
LC 049E 17											63.50	2.500	2.71	15.50	26.44	1.041	L	N	S
LC 049E 18											69.85	2.750	2.45	14.00	28.93	1.139	M	P	T
LC 049E 19											76.20	3.000	2.24	12.80	31.39	1.236	M	P	T
LC 049E 20											82.55	3.250	2.07	11.80	33.78	1.330	P	R	V
LC 049E 21											88.90	3.500	1.91	10.90	36.37	1.432	P	R	V
LC 051E 01	1.30	0.051	6.25	0.246	113.42	25.50	11.13	0.438	22.36	127.70	6.25	0.246	E	G	L				
LC 051E 02							12.70	0.500	18.88	107.80	6.91	0.272	E	G	L				
LC 051E 03							14.30	0.563	16.34	93.30	7.57	0.298	F	H	M				
LC 051E 04							15.88	0.625	14.38	82.10	8.26	0.325	F	H	M				
LC 051E 05							17.48	0.688	12.85	73.40	8.92	0.351	F	H	M				
LC 051E 06							19.05	0.750	11.59	66.20	9.58	0.377	G	J	N				
LC 051E 07							20.65	0.813	10.58	60.40	10.24	0.403	G	J	N				
LC 051E 08							22.23	0.875	9.72	55.50	10.92	0.430	G	J	N				
LC 051E 09							25.40	1.000	8.37	47.80	12.24	0.482	H	K	P				
LC 051E 10							28.58	1.125	7.35	42.00	13.59	0.535	H	K	P				
LC 051E 11							31.75	1.250	6.55	37.40	14.91	0.587	H	K	P				
LC 051E 12							34.93	1.375	5.90	33.70	16.26	0.640	J	L	Q				
LC 051E 13							38.10	1.500	5.38	30.70	17.60	0.693	J	L	Q				
LC 051E 14							44.45	1.750	4.55	26.00	20.27	0.798	K	M	R				
LC 051E 15							50.80	2.000	3.96	22.60	22.94	0.903	K	M	R				
LC 051E 16							57.15	2.250	3.50	20.00	25.60	1.008	L	N	S				
LC 051E 17							63.50	2.500	3.13	17.90	28.27	1.113	L	N	S				
LC 051E 18							69.85	2.750	2.84	16.20	30.94	1.218	M	P	T				
LC 051E 19							76.20	3.000	2.59	14.80	33.60	1.323	M	P	T				
LC 051E 20							82.55	3.250	2.38	13.60	36.42	1.434	P	R	V				
LC 051E 21							88.90	3.500	2.21	12.60	39.09	1.539	P	R	V				
LC 055E 01	1.40	0.055	6.07	0.239	136.78	30.75	11.13	0.438	30.62	174.90	6.86	0.270	E	G	L				
LC 055E 02							12.70	0.500	25.74	147.00	7.62	0.300	E	G	L				
LC 055E 03							14.30	0.563	22.22	126.90	8.36	0.329	F	H	M				
LC 055E 04							15.88	0.625	19.51	111.40	9.12	0.359	F	H	M				
LC 055E 05							17.48	0.688	17.40	99.40	9.88	0.389	F	H	M				
LC 055E 06							19.05	0.750	15.69	89.60	10.64	0.419	G	J	N				
LC 055E 07							20.65	0.813	14.31	81.70	11.40	0.449	G	J	N				
LC 055E 08							22.23	0.875	13.13	75.00	12.17	0.479	G	J	N				
LC 055E 09							25.40	1.000	11.29	64.50	13.69	0.539	H	K	P				
LC 055E 10							28.58	1.125	9.89	56.50	15.19	0.598	H	K	P				
LC 055E 11							31.75	1.250	8.81	50.30	16.71	0.658	H	K	P				
LC 055E 12							34.93	1.375	7.95	45.40	18.24	0.718	J	L	Q				
LC 055E 13							38.10	1.500	7.23	41.30	19.76	0.778	J	L	Q				
LC 055E 14							44.45	1.750	6.13	35.00	22.78	0.897	K	M	R				
LC 055E 15							50.80	2.000	5.31	30.30	25.83	1.017	K	M	R				
LC 055E 16							57.15	2.250	4.69	26.80	28.85	1.136	L	N	S				
LC 055E 17							63.50	2.500	4.20	24.00	31.88	1.255	L	N	S				
LC 055E 18							69.85	2.750	3.80	21.70	34.93	1.375	M	P	T				
LC 055E 19							76.20	3.000	3.47	19.80	37.95	1.494	M	P	T				

† Indicates DIN Compression Springs meeting the design parameters outlined in Standard DIN 2098



COMPRESSION SPRINGS: STANDARD SERIES

● End Coils Closed and Ground Square ● Music Wire (Plated) or Stainless Steel (Passivated)

LEE STOCK NUMBER	OUTSIDE DIAMETER		TO WORK IN HOLE DIA. MIN		NOMINAL WIRE DIAMETER		TO WORK OVER ROD DIA. MAX		APPROXIMATE LOAD AT SOLID HEIGHT		NOMINAL FREE LENGTH		SPRING RATE		APPROXIMATE SOLID HEIGHT		PRICE GROUP		
	MM	IN	MM	IN	MM	IN	MM	IN	N	LB	MM	IN	N/MM	LB/IN	MM	IN	Music Wire	302 Stainless	316 Stainless
																	M	S	S316
LC 055E 20	9.14	0.360	9.53	0.375	1.40	0.055	6.07	0.239	136.78	30.75	82.55	3.250	3.24	18.50	40.51	1.595	P	R	V
LC 055E 21											88.90	3.500	2.99	17.10	43.59	1.716	P	R	V
LC 059E 01					1.50	0.059	5.87	0.231	155.90	35.05	11.13	0.438	40.64	232.10	7.52	0.296	G	J	N
LC 059E 02											12.70	0.500	34.06	194.50	8.36	0.329	G	J	N
LC 059E 03					14.30	0.563	29.29	167.30	9.22	0.363	G	J	N						
LC 059E 04					15.88	0.625	25.65	146.50	10.08	0.397	G	J	N						
LC 059E 05					17.48	0.688	22.85	130.50	10.95	0.431	H	K	P						
LC 059E 06					19.05	0.750	20.57	117.50	11.81	0.465	H	K	P						
LC 059E 07					20.65	0.813	18.84	107.60	12.67	0.499	H	K	P						
LC 059E 08					22.23	0.875	17.19	98.20	13.54	0.533	H	K	P						
LC 059E 09					25.40	1.000	14.74	84.20	15.27	0.601	J	L	Q						
LC 059E 10					28.58	1.125	12.92	73.80	16.99	0.669	J	L	Q						
LC 059E 11					31.75	1.250	11.49	65.60	18.72	0.737	J	L	Q						
LC 059E 12					34.93	1.375	10.35	59.10	20.45	0.805	K	M	R						
LC 059E 13					38.10	1.500	9.42	53.80	22.17	0.873	K	M	R						
LC 059E 14					44.45	1.750	7.97	45.50	25.63	1.009	L	N	S						
LC 059E 15					50.80	2.000	6.92	39.50	29.08	1.145	L	N	S						
LC 059E 16					57.15	2.250	6.11	34.90	32.54	1.281	M	P	T						
LC 059E 17					63.50	2.500	5.46	31.20	35.99	1.417	M	P	T						
LC 059E 18					69.85	2.750	4.94	28.20	39.45	1.553	N	Q	U						
LC 059E 19					76.20	3.000	4.52	25.80	42.90	1.689	N	Q	U						
LC 059E 20	82.55	3.250	4.15	23.70	46.51	1.831	P	R	V										
LC 059E 21	88.90	3.500	3.82	21.80	50.27	1.979	P	R	V										
LCM125EB 01†	9.25	0.364	9.90	0.390	1.25	0.049	6.10	0.240	114.47	25.74	15.00	0.591	14.32	81.76	6.88	0.271	G	J	SPECIAL
LCM125EB 02†											22.00	0.866	8.96	51.20	9.37	0.369	G	J	SPECIAL
LCM125EB 03†											33.00	1.299	5.80	33.13	13.13	0.517	G	J	SPECIAL
LCM125EB 04†											47.00	1.850	3.94	22.53	18.14	0.714	G	J	SPECIAL
LCM125EB 05†											69.00	2.717	2.67	15.22	25.63	1.009	G	J	SPECIAL
LC 026EE 01	9.53	0.375	9.93	0.391	0.66	0.026	7.85	0.309	10.47	2.35	12.70	0.500	1.09	6.24	3.12	0.123	D	F	K
LC 026EE 02											14.30	0.563	0.96	5.47	3.37	0.133	D	F	K
LC 026EE 03					15.88	0.625	0.85	4.88	3.61	0.142	D	F	K						
LC 026EE 04					17.48	0.688	0.77	4.39	3.86	0.152	D	F	K						
LC 026EE 05					19.05	0.750	0.70	4.00	4.10	0.161	E	G	L						
LC 026EE 06					20.65	0.813	0.64	3.67	4.35	0.171	E	G	L						
LC 026EE 07					22.23	0.875	0.59	3.40	4.59	0.181	E	G	L						
LC 026EE 08					23.83	0.938	0.55	3.15	4.84	0.190	E	G	L						
LC 026EE 09					25.40	1.000	0.52	2.95	5.08	0.200	F	H	M						
LC 026EE 10					28.58	1.125	0.46	2.60	5.57	0.219	F	H	M						
LC 026EE 11					31.75	1.250	0.41	2.33	6.06	0.239	F	H	M						
LC 026EE 12					38.10	1.500	0.34	1.93	7.04	0.277	G	J	N						
LC 026EE 13					44.45	1.750	0.29	1.65	8.02	0.316	G	J	N						
LC 026EE 14					50.80	2.000	0.25	1.43	9.00	0.355	H	K	P						
LC 026EE 15					57.15	2.250	0.22	1.27	9.99	0.393	H	K	P						
LC 032EE 01	0.81	0.032	7.59	0.299	16.94	3.81	9.53	0.375	2.89	16.48	3.65	0.144	D	F	K				
LC 032EE 02							12.70	0.500	2.06	11.75	4.45	0.175	D	F	K				
LC 032EE 03							14.30	0.563	1.80	10.27	4.85	0.191	D	F	K				
LC 032EE 04							15.88	0.625	1.60	9.13	5.25	0.207	D	F	K				
LC 032EE 05							17.48	0.688	1.44	8.21	5.65	0.222	E	G	L				
LC 032EE 06							19.05	0.750	1.31	7.47	6.04	0.238	E	G	L				
LC 032EE 07							20.65	0.813	1.20	6.84	6.44	0.254	E	G	L				
LC 032EE 08							22.23	0.875	1.11	6.32	6.84	0.269	E	G	L				
LC 032EE 09							23.83	0.938	1.03	5.86	7.24	0.285	F	H	M				
LC 032EE 10							25.40	1.000	0.96	5.47	7.63	0.301	F	H	M				
LC 032EE 11							28.58	1.125	0.85	4.83	8.43	0.332	F	H	M				
LC 032EE 12							31.75	1.250	0.76	4.32	9.23	0.363	F	H	M				
LC 032EE 13							34.93	1.375	0.68	3.91	10.02	0.395	G	J	N				
LC 032EE 14							38.10	1.500	0.62	3.57	10.82	0.426	G	J	N				
LC 032EE 15							44.45	1.750	0.53	3.04	12.41	0.489	G	J	N				
LC 032EE 16							50.80	2.000	0.46	2.65	14.00	0.551	H	K	P				
LC 032EE 17							57.15	2.250	0.41	2.34	15.59	0.614	H	K	P				
LC 032EE 18							63.50	2.500	0.37	2.10	17.19	0.677	H	K	P				

† Indicates DIN Compression Springs meeting the design parameters outlined in Standard DIN 2098

Spring rates and maximum loads relate only to music wire. When using stainless steel multiply by 0.833

COMPRESSION SPRINGS: STANDARD SERIES



● End Coils Closed and Ground Square ● Music Wire (Plated) or Stainless Steel (Passivated)

LEE STOCK NUMBER	OUTSIDE DIAMETER		TO WORK IN HOLE DIA. MIN		NOMINAL WIRE DIAMETER		TO WORK OVER ROD DIA. MAX		APPROXIMATE LOAD AT SOLID HEIGHT		NOMINAL FREE LENGTH		SPRING RATE		APPROXIMATE SOLID HEIGHT		PRICE GROUP		
	MM	IN	MM	IN	MM	IN	MM	IN	N	LB	MM	IN	N/MM	LB/IN	MM	IN	Music Wire	302 Stainless	316 Stainless
																	M	S	S316
LC 035EE 01	9.53	0.375	9.93	0.391	0.89	0.035	7.47	0.294	19.94	4.48	11.13	0.438	3.13	17.90	4.76	0.187	C	E	J
LC 035EE 02											12.70	0.500	2.68	15.32	5.26	0.207	C	E	J
LC 035EE 03											14.30	0.563	2.34	13.36	5.76	0.227	D	F	K
LC 035EE 04											15.88	0.625	2.08	11.87	6.25	0.246	D	F	K
LC 035EE 05											17.48	0.688	1.87	10.66	6.75	0.266	D	F	K
LC 035EE 06											19.05	0.750	1.70	9.68	7.24	0.285	D	F	K
LC 035EE 07											20.65	0.813	1.55	8.86	7.75	0.305	E	G	L
LC 035EE 08											22.23	0.875	1.43	8.18	8.24	0.324	E	G	L
LC 035EE 09											23.83	0.938	1.33	7.59	8.74	0.344	E	G	L
LC 035EE 10											25.40	1.000	1.24	7.08	9.24	0.364	F	H	M
LC 035EE 11											28.58	1.125	1.09	6.24	10.23	0.403	F	H	M
LC 035EE 12											31.75	1.250	0.98	5.58	11.23	0.442	F	H	M
LC 035EE 13											34.93	1.375	0.88	5.05	12.22	0.481	F	H	M
LC 035EE 14											38.10	1.500	0.81	4.61	13.22	0.520	G	J	N
LC 035EE 15											44.45	1.750	0.69	3.92	15.21	0.599	G	J	N
LC 035EE 16											50.80	2.000	0.60	3.41	17.20	0.677	H	K	P
LC 035EE 17											57.15	2.250	0.53	3.02	19.19	0.756	H	K	P
LC 035EE 18											63.50	2.500	0.47	2.71	21.18	0.834	H	K	P
LCM160EE 01†	9.60	0.378	10.10	0.398	1.60	0.063	5.90	0.232	228.64	51.40	14.50	0.571	37.82	215.97	8.79	0.346	H	K	SPECIAL
LCM160EE 02†											21.50	0.846	24.07	137.44	11.99	0.472	H	K	SPECIAL
LCM160EE 03†											31.50	1.240	15.57	88.93	16.79	0.661	H	K	SPECIAL
LCM160EE 04†											45.00	1.772	10.59	60.47	23.19	0.913	H	K	SPECIAL
LCM160EE 05†											65.50	2.579	7.15	40.86	32.79	1.291	H	K	SPECIAL
LC 043EF 01	9.91	0.390	10.31	0.406	1.09	0.043	7.42	0.292	48.93	11.00	12.70	0.500	6.65	38.00	5.69	0.224	E	G	L
LC 043EF 02											14.30	0.563	5.78	33.00	6.22	0.245	E	G	L
LC 043EF 03											15.88	0.625	4.99	28.50	6.78	0.267	E	G	L
LC 043EF 04											17.48	0.688	4.55	26.00	7.32	0.288	E	G	L
LC 043EF 05											19.05	0.750	4.20	24.00	7.87	0.310	F	H	M
LC 043EF 06											20.65	0.813	3.85	22.00	8.31	0.327	F	H	M
LC 043EF 07											22.23	0.875	3.50	20.00	8.84	0.348	F	H	M
LC 043EF 08											23.83	0.938	3.20	18.30	9.40	0.370	F	H	M
LC 043EF 09											25.40	1.000	2.98	17.00	9.93	0.391	G	J	N
LC 043EF 10											28.58	1.125	2.63	15.00	11.05	0.435	G	J	N
LC 043EF 11					31.75	1.250	2.36	13.50	12.01	0.473	G	J	N						
LC 043EF 12					34.93	1.375	2.15	12.30	13.11	0.516	H	K	P						
LC 043EF 13					38.10	1.500	1.98	11.30	14.20	0.559	H	K	P						
LC 043EF 14					44.45	1.750	1.68	9.60	16.26	0.640	H	K	P						
LC 043EF 15					50.80	2.000	1.46	8.35	18.24	0.718	J	L	Q						
LC 047EF 01	10.67	0.420	11.13	0.438	1.19	0.047	7.24	0.285	62.27	14.00	12.70	0.500	9.63	55.00	6.32	0.249	E	G	L
LC 047EF 02											14.30	0.563	8.32	47.50	6.93	0.273	E	G	L
LC 047EF 03											15.88	0.625	7.35	42.00	7.52	0.296	E	G	L
LC 047EF 04											17.48	0.688	6.65	38.00	8.13	0.320	E	G	L
LC 047EF 05											19.05	0.750	6.04	34.50	8.71	0.343	F	H	M
LC 047EF 06					20.65	0.813	5.52	31.50	9.30	0.366	F	H	M						
LC 047EF 07					22.23	0.875	4.99	28.50	10.03	0.395	F	H	M						
LC 047EF 08					23.83	0.938	4.64	26.50	10.62	0.418	F	H	M						
LC 047EF 09					25.40	1.000	4.38	25.00	11.23	0.442	G	J	N						
LC 047EF 10					28.58	1.125	3.85	22.00	12.42	0.489	G	J	N						
LC 047EF 11					31.75	1.250	3.38	19.30	13.61	0.536	G	J	N						
LC 047EF 12					34.93	1.375	3.06	17.50	14.81	0.583	H	K	P						
LC 047EF 13					38.10	1.500	2.80	16.00	16.00	0.630	H	K	P						
LC 047EF 14					44.45	1.750	2.38	13.60	18.52	0.729	H	K	P						
LC 047EF 15					50.80	2.000	2.05	11.70	21.13	0.832	J	L	Q						
LC 035F 01	10.67	0.420	11.13	0.438	0.89	0.035	8.53	0.336	27.58	6.20	12.70	0.500	3.10	17.70	4.01	0.158	C	E	J
LC 035F 02											15.88	0.625	2.40	13.70	4.60	0.181	C	E	J
LC 035F 03											19.05	0.750	1.96	11.20	5.16	0.203	D	F	K
LC 035F 04											22.23	0.875	1.66	9.50	5.72	0.225	D	F	K
LC 035F 05											25.40	1.000	1.43	8.16	6.32	0.249	E	G	L
LC 035F 06											31.75	1.250	1.14	6.50	7.44	0.293	E	G	L
LC 035F 07											38.10	1.500	0.93	5.30	8.66	0.341	F	H	M
LC 035F 08											44.45	1.750	0.81	4.60	9.65	0.380	F	H	M

† Indicates DIN Compression Springs meeting the design parameters outlined in Standard DIN 2098



COMPRESSION SPRINGS: STANDARD SERIES

● End Coils Closed and Ground Square ● Music Wire (Plated) or Stainless Steel (Passivated)

LEE STOCK NUMBER	OUTSIDE DIAMETER		TO WORK IN HOLE DIA. MIN		NOMINAL WIRE DIAMETER		TO WORK OVER ROD DIA. MAX		APPROXIMATE LOAD AT SOLID HEIGHT		NOMINAL FREE LENGTH		SPRING RATE		APPROXIMATE SOLID HEIGHT		PRICE GROUP		
	MM	IN	MM	IN	MM	IN	MM	IN	N	LB	MM	IN	N/MM	LB/IN	MM	IN	Music Wire	302 Stainless	316 Stainless
																	M	S	S316
LC 038F 01	10.67	0.420	11.13	0.438	0.97	0.038	8.41	0.331	35.58	8.00	12.70	0.500	4.03	23.00	4.37	0.172	C	E	J
LC 038F 02											15.88	0.625	3.15	18.00	5.08	0.200	C	E	J
LC 038F 03											19.05	0.750	2.45	14.00	5.82	0.229	D	F	K
LC 038F 04											22.23	0.875	2.10	12.00	6.55	0.258	D	F	K
LC 038F 05											25.40	1.000	1.93	11.00	7.26	0.286	E	G	L
LC 038F 06											31.75	1.250	1.49	8.50	8.71	0.343	E	G	L
LC 038F 07											38.10	1.500	1.23	7.00	9.68	0.381	F	H	M
LC 038F 08											44.45	1.750	1.05	6.00	11.13	0.438	F	H	M
LC 038F 09											50.80	2.000	0.91	5.20	12.60	0.496	G	J	N
LC 038F 10											57.15	2.250	0.81	4.60	13.97	0.550	G	J	N
LC 038F 11											63.50	2.500	0.74	4.20	15.09	0.594	H	K	P
LC 042F 01	10.67	0.420	11.13	0.438	1.07	0.042	8.20	0.323	48.93	11.00	12.70	0.500	5.95	34.00	4.83	0.190	E	G	L
LC 042F 02											15.88	0.625	4.73	27.00	5.59	0.220	E	G	L
LC 042F 03											19.05	0.750	3.85	22.00	6.43	0.253	F	H	M
LC 042F 04											22.23	0.875	3.24	18.50	7.24	0.285	F	H	M
LC 042F 05											25.40	1.000	2.80	16.00	8.03	0.316	G	J	N
LC 042F 06											31.75	1.250	2.28	13.00	9.37	0.369	G	J	N
LC 042F 07											38.10	1.500	1.84	10.50	11.23	0.442	H	K	P
LC 042F 08											44.45	1.750	1.58	9.00	12.67	0.499	H	K	P
LC 042F 09											50.80	2.000	1.31	7.50	14.73	0.580	J	L	Q
LC 042F 10											57.15	2.250	1.17	6.70	16.15	0.636	J	L	Q
LC 042F 11											63.50	2.500	1.05	6.00	17.75	0.699	K	M	R
LC 045F 01	10.67	0.420	11.13	0.438	1.14	0.045	8.05	0.317	57.82	13.00	12.70	0.500	7.77	44.40	5.56	0.219	E	G	L
LC 045F 02											15.88	0.625	5.95	34.00	6.48	0.255	E	G	L
LC 045F 03											19.05	0.750	4.83	27.60	7.39	0.291	F	H	M
LC 045F 04											22.23	0.875	4.06	23.20	8.31	0.327	F	H	M
LC 045F 05											25.40	1.000	3.50	20.00	9.22	0.363	G	J	N
LC 045F 06											31.75	1.250	2.75	15.70	11.05	0.435	G	J	N
LC 045F 07											38.10	1.500	2.26	12.90	12.88	0.507	H	K	P
LC 045F 08											44.45	1.750	1.93	11.00	14.66	0.577	H	K	P
LC 045F 09											50.80	2.000	1.68	9.60	16.43	0.647	J	L	Q
LC 045F 10											57.15	2.250	1.47	8.40	18.42	0.725	J	L	Q
LC 045F 11											63.50	2.500	1.33	7.60	20.09	0.791	K	M	R
LC 047F 01	10.67	0.420	11.13	0.438	1.19	0.047	7.98	0.314	68.94	15.50	12.70	0.500	9.46	54.00	5.54	0.218	F	H	M
LC 047F 02											15.88	0.625	7.18	41.00	6.60	0.260	F	H	M
LC 047F 03											19.05	0.750	5.95	34.00	7.19	0.283	G	J	N
LC 047F 04											22.23	0.875	4.90	28.00	8.38	0.330	G	J	N
LC 047F 05											25.40	1.000	4.38	25.00	9.58	0.377	J	L	Q
LC 047F 06											31.75	1.250	3.33	19.00	11.35	0.447	J	L	Q
LC 047F 07											38.10	1.500	2.71	15.50	13.18	0.519	K	M	R
LC 047F 08											44.45	1.750	2.36	13.50	14.71	0.579	L	N	S
LC 047F 09											50.80	2.000	2.01	11.50	17.35	0.683	M	P	T
LC 051F 01	10.67	0.420	11.13	0.438	1.30	0.051	7.77	0.306	83.18	18.70	12.70	0.500	12.62	72.10	6.48	0.255	F	H	M
LC 051F 02											15.88	0.625	9.61	54.90	7.62	0.300	F	H	M
LC 051F 03											19.05	0.750	7.76	44.30	8.76	0.345	G	J	N
LC 051F 04											22.23	0.875	6.50	37.10	9.91	0.390	G	J	N
LC 051F 05											25.40	1.000	5.60	32.00	11.02	0.434	J	L	Q
LC 051F 06											31.75	1.250	4.38	25.00	13.34	0.525	J	L	Q
LC 051F 07											38.10	1.500	3.59	20.50	15.62	0.615	K	M	R
LC 051F 08											44.45	1.750	3.05	17.40	17.91	0.705	L	N	S
LC 051F 09											50.80	2.000	2.64	15.10	20.19	0.795	M	P	T
LC 051F 10											57.15	2.250	2.35	13.40	22.38	0.881	N	Q	U
LC 051F 11											63.50	2.500	2.10	12.00	24.66	0.971	P	R	V
LC 055F 01	10.67	0.420	11.13	0.438	1.40	0.055	7.57	0.298	106.75	24.00	12.70	0.500	16.63	95.00	7.01	0.276	F	H	M
LC 055F 02											15.88	0.625	13.13	75.00	8.05	0.317	F	H	M
LC 055F 03											19.05	0.750	10.68	61.00	9.47	0.373	G	J	N
LC 055F 04											22.23	0.875	9.11	52.00	10.52	0.414	G	J	N
LC 055F 05											25.40	1.000	7.70	44.00	11.91	0.469	H	K	P
LC 055F 06											31.75	1.250	6.13	35.00	14.00	0.551	J	L	Q
LC 055F 07											38.10	1.500	4.90	28.00	16.79	0.661	K	M	R
LC 055F 08											44.45	1.750	4.20	24.00	19.43	0.765	L	N	S

† Indicates DIN Compression Springs meeting the design parameters outlined in Standard DIN 2098

Spring rates and maximum loads relate only to music wire. When using stainless steel multiply by 0.833

COMPRESSION SPRINGS: STANDARD SERIES



● End Coils Closed and Ground Square ● Music Wire (Plated) or Stainless Steel (Passivated)

LEE STOCK NUMBER	OUTSIDE DIAMETER		TO WORK IN HOLE DIA. MIN		NOMINAL WIRE DIAMETER		TO WORK OVER ROD DIA. MAX		APPROXIMATE LOAD AT SOLID HEIGHT		NOMINAL FREE LENGTH		SPRING RATE		APPROXIMATE SOLID HEIGHT		PRICE GROUP												
	MM	IN	MM	IN	MM	IN	MM	IN	N	LB	MM	IN	N/MM	LB/IN	MM	IN	Music Wire	302 Stainless	316 Stainless										
																	M	S	S316										
LC 055F 09	10.67	0.420	11.13	0.438	1.40	0.055	7.57	0.298	106.75	24.00	50.80	2.000	3.68	21.00	21.36	0.841	M	P	T										
LC 055F 10											57.15	2.250	3.15	18.00	24.13	0.950	N	Q	U										
LC 055F 11											63.50	2.500	2.85	16.30	26.54	1.045	P	R	V										
LC 059F 01					10.67	0.420	11.13	0.438	1.50	0.059	7.37	0.290	131.22	29.50	12.70	0.500	23.95	136.80	7.24	0.285	F	H	M						
LC 059F 02															15.88	0.625	18.05	103.10	8.61	0.339	F	H	M						
LC 059F 03															19.05	0.750	14.48	82.70	10.01	0.394	H	K	P						
LC 059F 04															22.23	0.875	12.08	69.00	11.38	0.448	H	K	P						
LC 059F 05															25.40	1.000	10.37	59.20	12.78	0.503	J	L	Q						
LC 059F 06															31.75	1.250	8.09	46.20	15.54	0.612	K	M	R						
LC 059F 07															38.10	1.500	6.62	37.80	18.31	0.721	L	N	S						
LC 059F 08															44.45	1.750	5.60	32.00	21.08	0.830	M	P	T						
LC 059F 09	50.80	2.000	4.87	27.80											23.85	0.939	N	Q	U										
LC 059F 10	57.15	2.250	4.29	24.50											26.62	1.048	P	R	V										
LC 059F 11	63.50	2.500	3.83	21.90											29.39	1.157	Q	S	W										
LC 063F 01	10.67	0.420	11.13	0.438	1.60	0.063	7.19	0.283	157.90	35.50	12.70	0.500	32.04	183.00	8.00	0.315	G	J	N										
LC 063F 02											15.88	0.625	23.99	137.00	9.53	0.375	H	K	P										
LC 063F 03											19.05	0.750	19.09	109.00	11.07	0.436	H	K	P										
LC 063F 04											22.23	0.875	15.93	91.00	12.60	0.496	J	L	Q										
LC 063F 05											25.40	1.000	13.66	78.00	14.12	0.556	K	M	R										
LC 063F 06											31.75	1.250	10.59	60.50	17.20	0.677	L	N	S										
LC 063F 07											38.10	1.500	8.68	49.60	20.22	0.796	M	P	T										
LC 063F 08											44.45	1.750	7.34	41.90	23.29	0.917	N	Q	U										
LC 063F 09											50.80	2.000	6.36	36.30	26.49	1.043	P	R	V										
LC 063F 10											57.15	2.250	5.60	32.00	29.44	1.159	Q	S	W										
LC 063F 11											63.50	2.500	5.03	28.70	32.44	1.277	R	T	X										
LC 067F 01	10.67	0.420	11.13	0.438	1.70	0.067	6.99	0.275	189.04	42.50	19.05	0.750	25.16	143.70	11.89	0.468	M	P	T										
LC 067F 02											25.40	1.000	17.90	102.20	15.29	0.602	N	Q	U										
LC 067F 03											31.75	1.250	13.89	79.30	18.69	0.736	N	Q	U										
LC 067F 04											38.10	1.500	11.35	64.80	22.10	0.870	P	R	V										
LC 067F 05											44.45	1.750	9.60	54.80	25.50	1.004	P	R	V										
LC 067F 06											50.80	2.000	8.30	47.40	28.91	1.138	Q	S	W										
LC 067F 07											57.15	2.250	7.32	41.80	32.31	1.272	R	T	X										
LC 067F 08											63.50	2.500	6.55	37.40	35.71	1.406	S	U	Y										
LC 072F 01											10.67	0.420	11.13	0.438	1.83	0.072	6.73	0.265	211.81	47.62	25.40	1.000	24.37	139.20	16.71	0.658	P	R	V
LC 072F 02																					31.75	1.250	18.86	107.70	20.50	0.807	P	R	V
LC 072F 03																					38.10	1.500	15.39	87.90	24.26	0.955	Q	S	W
LC 072F 04	44.45	1.750	12.99	74.20	28.04	1.104	Q	S	W																				
LC 072F 05	50.80	2.000	11.24	64.20	31.83	1.253	R	T	X																				
LC 072F 06	57.15	2.250	9.91	56.60	35.61	1.402	S	U	Y																				
LC 072F 07	63.50	2.500	8.86	50.60	39.37	1.550	T	V	Z																				
LCM080F 01†	10.80	0.425	11.60	0.457	0.80	0.032	8.60	0.339	18.50	4.16											20.00	0.787	1.21	6.91	4.39	0.173	E	G	SPECIAL
LCM080F 02†																					30.00	1.181	0.77	4.40	5.99	0.236	E	G	SPECIAL
LCM080F 03†																					45.50	1.791	0.50	2.85	8.41	0.331	E	G	SPECIAL
LCM080F 04†																					66.00	2.598	0.33	1.90	11.61	0.457	E	G	SPECIAL
LCM080F 05†											96.50	3.799	0.23	1.29	16.41	0.646	E	G	SPECIAL										
LCM090F 01	10.80	0.425	11.30	0.445	0.90	0.035	8.50	0.335	27.49	6.18	12.50	0.492	3.15	18.00	3.78	0.149	C	E	SPECIAL										
LCM090F 02											14.00	0.551	2.77	15.80	4.06	0.160	C	E	SPECIAL										
LCM090F 03											15.50	0.610	2.47	14.10	4.34	0.171	C	E	SPECIAL										
LCM090F 04											17.00	0.669	2.22	12.70	4.62	0.182	C	E	SPECIAL										
LCM090F 05											19.00	0.748	1.96	11.20	5.00	0.197	D	F	SPECIAL										
LCM090F 06											21.00	0.827	1.75	10.00	5.38	0.212	D	F	SPECIAL										
LCM090F 07											23.00	0.906	1.59	9.10	5.74	0.226	D	F	SPECIAL										
LCM090F 08											25.00	0.984	1.45	8.30	6.12	0.241	D	F	SPECIAL										
LCM090F 09											27.50	1.083	1.31	7.50	6.58	0.259	E	G	SPECIAL										
LCM090F 10											30.00	1.181	1.20	6.83	7.06	0.278	E	G	SPECIAL										
LCM090F 11											35.00	1.378	1.02	5.80	8.00	0.315	E	G	SPECIAL										
LCM090F 12											40.00	1.575	0.89	5.10	8.92	0.351	F	H	SPECIAL										
LCM090F 13											45.00	1.772	0.79	4.50	9.86	0.388	F	H	SPECIAL										
LCM090F 14											50.00	1.969	0.70	4.00	10.80	0.425	F	H	SPECIAL										

† Indicates DIN Compression Springs meeting the design parameters outlined in Standard DIN 2098



COMPRESSION SPRINGS: STANDARD SERIES

● End Coils Closed and Ground Square ● Music Wire (Plated) or Stainless Steel (Passivated)

LEE STOCK NUMBER	OUTSIDE DIAMETER		TO WORK IN HOLE DIA. MIN		NOMINAL WIRE DIAMETER		TO WORK OVER ROD DIA. MAX		APPROXIMATE LOAD AT SOLID HEIGHT		NOMINAL FREE LENGTH		SPRING RATE		APPROXIMATE SOLID HEIGHT		PRICE GROUP		
	MM	IN	MM	IN	MM	IN	MM	IN	N	LB	MM	IN	N/MM	LB/IN	MM	IN	Music Wire	302 Stainless	316 Stainless
																	M	S	S316
LCM130F 01	10.80	0.425	11.30	0.445	1.30	0.051	7.70	0.303	83.62	18.80	12.50	0.492	12.94	73.90	6.07	0.239	F	H	SPECIAL
LCM130F 02											14.00	0.551	11.24	64.20	6.58	0.259	F	H	SPECIAL
LCM130F 03											15.50	0.610	9.93	56.70	7.11	0.280	F	H	SPECIAL
LCM130F 04											17.00	0.669	8.90	50.80	7.62	0.300	F	H	SPECIAL
LCM130F 05											19.00	0.748	7.81	44.60	8.33	0.328	G	J	SPECIAL
LCM130F 06											21.00	0.827	6.97	39.80	9.02	0.355	G	J	SPECIAL
LCM130F 07											23.00	0.906	6.29	35.90	9.73	0.383	G	J	SPECIAL
LCM130F 08											25.00	0.984	5.73	32.70	10.44	0.411	H	K	SPECIAL
LCM130F 09											27.50	1.083	5.15	29.40	11.30	0.445	H	K	SPECIAL
LCM130F 10											30.00	1.181	4.68	26.70	12.17	0.479	J	L	SPECIAL
LCM130F 11											35.00	1.378	3.96	22.60	13.92	0.548	J	L	SPECIAL
LCM130F 12											40.00	1.575	3.43	19.60	15.67	0.617	K	M	SPECIAL
LCM130F 13											45.00	1.772	3.03	17.30	17.42	0.686	L	N	SPECIAL
LCM130F 14											50.00	1.969	2.70	15.40	19.15	0.754	M	P	SPECIAL
LCM130F 15											55.00	2.165	2.45	14.00	20.90	0.823	N	Q	SPECIAL
LCM130F 16											60.00	2.362	2.24	12.80	22.66	0.892	P	R	SPECIAL
LCM100FC 01†	11.00	0.433	11.80	0.465	1.00	0.039	8.40	0.331	34.68	7.80	17.50	0.689	2.95	16.87	5.51	0.217	G	J	SPECIAL
LCM100FC 02†											26.00	1.024	1.88	10.74	7.49	0.295	G	J	SPECIAL
LCM100FC 03†											39.00	1.535	1.22	6.95	10.49	0.413	H	K	SPECIAL
LCM100FC 04†											56.00	2.205	0.83	4.72	14.50	0.571	H	K	SPECIAL
LCM100FC 05†											81.50	3.209	0.56	3.19	20.50	0.807	J	L	SPECIAL
LC 032FF 01	11.10	0.437	11.91	0.469	0.81	0.032	9.12	0.359	17.16	3.86	12.70	0.500	1.87	10.68	3.53	0.139	C	E	J
LC 032FF 02											15.88	0.625	1.45	8.30	4.06	0.160	C	E	J
LC 032FF 03											19.05	0.750	1.19	6.79	4.59	0.181	D	F	K
LC 032FF 04											22.23	0.875	1.01	5.74	5.12	0.202	D	F	K
LC 032FF 05											25.40	1.000	0.87	4.98	5.66	0.223	E	G	L
LC 032FF 06											31.75	1.250	0.69	3.93	6.72	0.265	E	G	L
LC 032FF 07											38.10	1.500	0.57	3.24	7.79	0.307	F	H	M
LC 032FF 08											44.45	1.750	0.48	2.76	8.85	0.348	F	H	M
LC 032FF 09											50.80	2.000	0.42	2.41	9.91	0.390	G	J	N
LC 032FF 10											53.98	2.125	0.40	2.26	10.44	0.411	G	J	N
LC 041FF 01	11.25	0.443	11.90	0.469	1.04	0.041	8.71	0.343	34.56	7.77	12.70	0.500	4.49	25.64	5.00	0.197	E	G	L
LC 041FF 02											15.88	0.625	3.46	19.74	5.85	0.231	E	G	L
LC 041FF 03											19.05	0.750	2.81	16.04	6.71	0.264	F	H	M
LC 041FF 04											22.23	0.875	2.37	13.51	7.56	0.298	F	H	M
LC 041FF 05											25.40	1.000	2.04	11.67	8.42	0.331	G	J	N
LC 041FF 06					27.00	1.063	1.91	10.90	8.86	0.349	G	J	N						
LC 041FF 07					31.75	1.250	1.60	9.15	10.14	0.399	H	K	P						
LC 041FF 08					38.10	1.500	1.32	7.54	11.85	0.467	H	K	P						
LC 041FF 09					44.45	1.750	1.12	6.41	13.56	0.534	J	L	Q						
LC 041FF 10					50.80	2.000	0.98	5.58	15.28	0.601	J	L	Q						
LC 054FF 01	11.25	0.443	11.90	0.469	1.25	0.049	8.20	0.323	93.19	20.95	12.70	0.500	13.13	75.00	7.10	0.280	F	H	M
LC 054FF 02											15.88	0.625	9.96	56.87	8.46	0.333	F	H	M
LC 054FF 03											19.05	0.750	8.02	45.80	9.83	0.387	G	J	N
LC 054FF 04											22.23	0.875	6.71	38.33	11.19	0.441	G	J	N
LC 054FF 05											25.40	1.000	5.77	32.96	12.56	0.494	H	K	P
LC 054FF 06											31.75	1.250	4.51	25.75	15.28	0.602	J	L	Q
LC 054FF 07											38.10	1.500	3.70	21.12	18.01	0.709	K	M	R
LC 054FF 08											44.45	1.750	3.14	17.91	20.74	0.816	L	N	S
LC 054FF 09											50.80	2.000	2.72	15.54	23.46	0.924	M	P	T
LC 054FF 10											57.15	2.250	2.40	13.73	26.19	1.031	N	Q	U
LC 054FF 11											63.50	2.500	2.15	12.29	28.92	1.139	P	R	V
LCM125FF 01†	11.56	0.455	11.91	0.469	0.99	0.039	9.25	0.364	31.14	7.00	12.70	0.500	3.50	20.00	4.37	0.172	E	G	L
LC 039FG 02											15.88	0.625	2.75	15.70	5.05	0.199	E	G	L
LC 039FG 03											19.05	0.750	2.21	12.60	5.74	0.226	F	H	M
LC 039FG 04											22.23	0.875	1.89	10.80	6.45	0.254	F	H	M
LCM125FF 02†											20.00	0.787	7.21	41.19	6.88	0.271	G	J	SPECIAL
LCM125FF 03†	29.50	1.161	4.59	26.21	9.37	0.369	G	J	SPECIAL										
LCM125FF 04†	44.50	1.752	2.97	16.96	13.13	0.517	K	M	SPECIAL										
LCM125FF 05†	64.00	2.520	2.02	11.53	18.14	0.714	L	N	SPECIAL										
LCM125FF 05†	93.50	3.681	1.36	7.79	25.63	1.009	L	N	SPECIAL										

† Indicates DIN Compression Springs meeting the design parameters outlined in Standard DIN 2098

Spring rates and maximum loads relate only to music wire. When using stainless steel multiply by 0.833

COMPRESSION SPRINGS: STANDARD SERIES



● End Coils Closed and Ground Square ● Music Wire (Plated) or Stainless Steel (Passivated)

LEE STOCK NUMBER	OUTSIDE DIAMETER		TO WORK IN HOLE DIA. MIN		NOMINAL WIRE DIAMETER		TO WORK OVER ROD DIA. MAX		APPROXIMATE LOAD AT SOLID HEIGHT		NOMINAL FREE LENGTH		SPRING RATE		APPROXIMATE SOLID HEIGHT		PRICE GROUP						
	MM	IN	MM	IN	MM	IN	MM	IN	N	LB	MM	IN	N/MM	LB/IN	MM	IN	Music Wire	302 Stainless	316 Stainless				
																	M	S	S316				
LC 039FG 05	11.56	0.455	11.91	0.469	0.99	0.039	9.25	0.364	31.14	7.00	25.40	1.000	1.65	9.40	7.19	0.283	G	J	N				
LC 039FG 06											31.75	1.250	1.26	7.20	8.61	0.339	G	J	N				
LC 039FG 07					38.10	1.500	1.03	5.90	10.01	0.394	H	K	P										
LC 039FG 08					44.45	1.750	0.88	5.00	11.38	0.448	H	K	P										
LC 046FG 01					11.60	0.457	12.10	0.476	1.17	0.046	8.92	0.351	48.93	11.00	12.70	0.500	6.48	37.00	5.38	0.212	F	H	M
LC 046FG 02															15.88	0.625	4.99	28.50	6.30	0.248	F	H	M
LC 046FG 03									19.05	0.750	4.03	23.00	7.24	0.285	G	J	N						
LC 046FG 04									22.23	0.875	3.38	19.30	8.18	0.322	H	K	P						
LC 046FG 05	25.40	1.000	2.94	16.80					9.12	0.359	J	L	Q										
LC 046FG 06	31.75	1.250	2.28	13.00					10.97	0.432	J	L	Q										
LC 046FG 07	38.10	1.500	1.89	10.80					12.85	0.506	K	M	R										
LC 046FG 08	44.45	1.750	1.63	9.30					14.61	0.575	K	M	R										
LCM160FG 01†	11.60	0.457	12.10	0.476	1.60	0.063	7.90	0.311	187.83	42.23	18.50	0.728	19.36	110.58	8.79	0.346	G	J	SPECIAL				
LCM160FG 02†											27.00	1.063	12.32	70.37	11.99	0.472	G	J	SPECIAL				
LCM160FG 03†											40.50	1.594	7.97	45.53	16.79	0.661	M	P	SPECIAL				
LCM160FG 04†											58.50	2.303	5.42	30.96	23.19	0.913	Q	S	SPECIAL				
LCM160FG 05†											85.00	3.346	3.66	20.92	32.79	1.291	Q	S	SPECIAL				
LCM095G 01	12.00	0.472	12.70	0.500	0.95	0.037	9.60	0.378	32.38	7.28	12.50	0.492	3.61	20.63	3.53	0.139	F	H	SPECIAL				
LCM095G 02											15.50	0.610	2.82	16.10	4.01	0.158	F	H	SPECIAL				
LCM095G 03											19.00	0.748	2.24	12.80	4.55	0.179	G	J	SPECIAL				
LCM095G 04											22.00	0.866	1.91	10.90	5.00	0.197	G	J	SPECIAL				
LCM095G 05											25.00	0.984	1.66	9.50	5.49	0.216	H	K	SPECIAL				
LCM095G 06											30.00	1.181	1.36	7.78	6.25	0.246	J	L	SPECIAL				
LCM095G 07											35.00	1.378	1.16	6.60	7.04	0.277	J	L	SPECIAL				
LCM095G 08											40.00	1.575	1.00	5.70	7.80	0.307	K	M	SPECIAL				
LCM095G 09											45.00	1.772	0.89	5.07	8.59	0.338	K	M	SPECIAL				
LCM095G 10											50.00	1.969	0.81	4.60	9.35	0.368	L	M	SPECIAL				
LCM095G 11											55.00	2.165	0.72	4.12	10.13	0.399	M	P	SPECIAL				
LCM095G 12											60.00	2.362	0.66	3.76	10.90	0.429	N	Q	SPECIAL				
LCM095G 13											65.00	2.559	0.61	3.50	11.66	0.459	N	Q	SPECIAL				
LCM095G 14											70.00	2.756	0.56	3.20	12.45	0.490	P	R	SPECIAL				
LCM095G 15											75.00	2.953	0.52	2.99	13.21	0.520	Q	S	SPECIAL				
LCM140G 01	12.00	0.472	12.70	0.500	1.40	0.055	8.70	0.343	88.52	19.90	12.50	0.492	13.90	79.40	6.15	0.242	F	H	SPECIAL				
LCM140G 02											15.50	0.610	10.63	60.70	7.19	0.283	F	H	SPECIAL				
LCM140G 03											19.00	0.748	8.33	47.60	8.41	0.331	G	J	SPECIAL				
LCM140G 04											22.00	0.866	7.02	40.10	9.45	0.372	G	J	SPECIAL				
LCM140G 05											25.00	0.984	6.08	34.70	10.49	0.413	H	K	SPECIAL				
LCM140G 06					30.00	1.181	4.96	28.30	12.22	0.481	H	K	SPECIAL										
LCM140G 07					35.00	1.378	4.18	23.90	13.94	0.549	J	L	SPECIAL										
LCM140G 08					40.00	1.575	3.62	20.70	15.67	0.617	J	L	SPECIAL										
LCM140G 09					45.00	1.772	3.20	18.30	17.40	0.685	K	M	SPECIAL										
LCM140G 10					50.00	1.969	2.85	16.30	19.13	0.753	K	M	SPECIAL										
LCM140G 11					55.00	2.165	2.59	14.80	20.85	0.821	L	N	SPECIAL										
LCM140G 12					60.00	2.362	2.36	13.50	22.58	0.889	M	P	SPECIAL										
LCM140G 13					65.00	2.559	2.17	12.40	24.31	0.957	N	Q	SPECIAL										
LCM140G 14					70.00	2.756	2.01	11.50	26.06	1.026	P	R	SPECIAL										
LCM140G 15					75.00	2.953	1.87	10.70	27.79	1.094	Q	S	SPECIAL										
LCM200G 01†	12.19	0.480	12.70	0.500	12.50	0.492	2.00	0.079	7.50	0.295	344.17	77.38	18.00	0.709	47.27	269.97	11.00	0.433	N	Q	SPECIAL		
LCM200G 02†													26.50	1.043	30.08	171.80	15.01	0.591	P	R	SPECIAL		
LCM200G 03†													38.50	1.516	19.46	111.16	21.01	0.827	R	T	SPECIAL		
LCM200G 04†													55.00	2.165	13.24	75.59	29.01	1.142	U	W	SPECIAL		
LCM200G 05†													79.50	3.130	8.94	51.08	41.00	1.614	X	Z	SPECIAL		
LC 036G 01	12.19	0.480	12.70	0.500	0.91	0.036	9.96	0.392	25.35	5.70	12.70	0.500	2.75	15.70	3.61	0.142	E	G	L				
LC 036G 02											15.88	0.625	2.14	12.20	4.11	0.162	F	H	M				
LC 036G 03											19.05	0.750	1.73	9.90	4.62	0.182	F	H	M				
LC 036G 04											22.23	0.875	1.47	8.40	5.13	0.202	G	J	N				
LC 036G 05											25.40	1.000	1.26	7.20	5.64	0.222	G	J	N				
LC 036G 06											31.75	1.250	1.00	5.70	6.63	0.261	H	K	P				
LC 036G 07											38.10	1.500	0.82	4.70	7.65	0.301	J	L	Q				
LC 036G 08											44.45	1.750	0.70	4.00	8.66	0.341	K	M	R				
LC 036G 09											50.80	2.000	0.61	3.50	9.65	0.380	L	N	S				

† Indicates DIN Compression Springs meeting the design parameters outlined in Standard DIN 2098



COMPRESSION SPRINGS: STANDARD SERIES

● End Coils Closed and Ground Square ● Music Wire (Plated) or Stainless Steel (Passivated)

LEE STOCK NUMBER	OUTSIDE DIAMETER		TO WORK IN HOLE DIA. MIN		NOMINAL WIRE DIAMETER		TO WORK OVER ROD DIA. MAX		APPROXIMATE LOAD AT SOLID HEIGHT		NOMINAL FREE LENGTH		SPRING RATE		APPROXIMATE SOLID HEIGHT		PRICE GROUP								
	MM	IN	MM	IN	MM	IN	MM	IN	N	LB	MM	IN	N/MM	LB/IN	MM	IN	Music Wire	302 Stainless	316 Stainless						
																	M	S	S316						
LC 036G 10	12.19	0.480	12.70	0.500	0.91	0.036	9.96	0.392	25.35	5.70	57.15	2.250	0.54	3.10	10.67	0.420	M	P	T						
LC 036G 11											63.50	2.500	0.49	2.80	11.68	0.460	N	Q	U						
LC 036G 12											69.85	2.750	0.44	2.50	12.67	0.499	P	R	V						
LC 036G 13											76.20	3.000	0.40	2.30	13.69	0.539	Q	S	W						
LC 038G 01											0.97	0.038	9.88	0.389	32.47	7.30	12.70	0.500	3.50	20.00	3.66	0.144	E	G	L
LC 038G 02																	15.88	0.625	2.63	15.00	4.37	0.172	F	H	M
LC 038G 03					19.05	0.750	2.19	12.50	4.85	0.191							F	H	M						
LC 038G 04					22.23	0.875	1.84	10.50	5.33	0.210							G	J	N						
LC 038G 05					25.40	1.000	1.58	9.00	5.82	0.229							G	J	N						
LC 038G 06					31.75	1.250	1.31	7.50	6.78	0.267							H	K	P						
LC 038G 07					38.10	1.500	1.05	6.00	8.00	0.315							J	L	Q						
LC 038G 08					41.28	1.625	0.96	5.50	8.43	0.332							K	M	R						
LC 038G 09					44.45	1.750	0.86	4.90	9.17	0.361							L	N	S						
LC 038G 10					50.80	2.000	0.75	4.30	10.34	0.407							M	P	T						
LC 038G 11	57.15	2.250	0.65	3.70	11.68	0.460	N	Q	U																
LC 038G 12	63.50	2.500	0.58	3.30	12.78	0.503	P	R	V																
LC 038G 13	69.85	2.750	0.53	3.00	13.87	0.546	Q	S	W																
LC 038G 14	76.20	3.000	0.47	2.70	14.96	0.589	R	T	X																
LC 042G 01	1.07	0.042	9.68	0.381	42.26	9.50	12.70	0.500	4.90	28.00	4.29	0.169	E	G	L										
LC 042G 02							15.88	0.625	3.85	22.00	5.11	0.201	F	H	M										
LC 042G 03							19.05	0.750	3.15	18.00	5.64	0.222	F	H	M										
LC 042G 04							22.23	0.875	2.63	15.00	6.30	0.248	G	J	N										
LC 042G 05							25.40	1.000	2.28	13.00	6.96	0.274	G	J	N										
LC 042G 06							31.75	1.250	1.75	10.00	8.31	0.327	H	K	P										
LC 042G 07							38.10	1.500	1.49	8.50	9.63	0.379	J	L	Q										
LC 042G 08							41.28	1.625	1.35	7.70	10.16	0.400	K	M	R										
LC 042G 09							44.45	1.750	1.21	6.90	11.13	0.438	L	N	S										
LC 042G 10							50.80	2.000	1.05	6.00	12.45	0.490	M	P	T										
LC 042G 11							57.15	2.250	0.96	5.50	12.80	0.504	N	Q	U										
LC 042G 12							63.50	2.500	0.88	5.00	14.27	0.562	P	R	V										
LC 042G 13							69.85	2.750	0.79	4.50	15.49	0.610	Q	S	W										
LC 042G 14							76.20	3.000	0.72	4.10	16.74	0.659	R	T	X										
LC 045G 01	1.14	0.045	9.55	0.376	51.15	11.50	12.70	0.500	6.13	35.00	4.88	0.192	F	H	M										
LC 045G 02							15.88	0.625	4.90	28.00	5.46	0.215	F	H	M										
LC 045G 03							19.05	0.750	3.85	22.00	6.30	0.248	G	J	N										
LC 045G 04							22.23	0.875	3.33	19.00	6.88	0.271	G	J	N										
LC 045G 05							25.40	1.000	2.98	17.00	7.44	0.293	H	K	P										
LC 045G 06							31.75	1.250	2.28	13.00	9.17	0.361	J	L	Q										
LC 045G 07							38.10	1.500	1.93	11.00	10.26	0.404	K	M	R										
LC 045G 08							41.28	1.625	1.72	9.80	11.33	0.446	K	M	R										
LC 045G 09							44.45	1.750	1.58	9.00	12.24	0.482	L	N	S										
LC 045G 10							50.80	2.000	1.35	7.70	13.74	0.541	M	P	T										
LC 045G 11							57.15	2.250	1.17	6.70	15.49	0.610	N	Q	U										
LC 045G 12							63.50	2.500	1.09	6.20	16.92	0.666	P	R	V										
LC 045G 13							69.85	2.750	0.98	5.60	17.42	0.686	Q	S	W										
LC 045G 14							76.20	3.000	0.89	5.10	18.85	0.742	R	T	X										
LC 051G 01	1.30	0.051	9.27	0.365	71.17	16.00	12.70	0.500	9.98	57.00	5.56	0.219	F	H	M										
LC 051G 02							15.88	0.625	7.53	43.00	6.48	0.255	F	H	M										
LC 051G 03							19.05	0.750	6.48	37.00	7.39	0.291	G	J	N										
LC 051G 04							22.23	0.875	5.17	29.50	8.15	0.321	G	J	N										
LC 051G 05							25.40	1.000	4.38	25.00	9.40	0.370	H	K	P										
LC 051G 06							31.75	1.250	3.41	19.50	11.15	0.439	J	L	Q										
LC 051G 07							38.10	1.500	2.80	16.00	12.95	0.510	K	M	R										
LC 051G 08							41.28	1.625	2.59	14.80	13.97	0.550	K	M	R										
LC 051G 09							44.45	1.750	2.42	13.80	14.88	0.586	L	N	S										
LC 051G 10							50.80	2.000	2.10	12.00	16.84	0.663	M	P	T										
LC 051G 11							57.15	2.250	1.84	10.50	18.80	0.740	N	Q	U										
LC 051G 12							63.50	2.500	1.66	9.50	20.73	0.816	P	R	V										
LC 051G 13							69.85	2.750	1.45	8.30	22.86	0.900	Q	S	W										
LC 051G 14							76.20	3.000	1.33	7.60	24.77	0.975	R	T	X										

† Indicates DIN Compression Springs meeting the design parameters outlined in Standard DIN 2098

Spring rates and maximum loads relate only to music wire. When using stainless steel multiply by 0.833

COMPRESSION SPRINGS: STANDARD SERIES



● End Coils Closed and Ground Square ● Music Wire (Plated) or Stainless Steel (Passivated)

LEE STOCK NUMBER	OUTSIDE DIAMETER		TO WORK IN HOLE DIA. MIN		NOMINAL WIRE DIAMETER		TO WORK OVER ROD DIA. MAX		APPROXIMATE LOAD AT SOLID HEIGHT		NOMINAL FREE LENGTH		SPRING RATE		APPROXIMATE SOLID HEIGHT		PRICE GROUP		
	MM	IN	MM	IN	MM	IN	MM	IN	N	LB	MM	IN	N/MM	LB/IN	MM	IN	Music Wire	302 Stainless	316 Stainless
																	M	S	S316
LC 055G 01	12.19	0.480	12.70	0.500	1.40	0.055	9.09	0.358	88.96	20.00	12.70	0.500	12.61	72.00	6.32	0.249	F	H	M
LC 055G 02											15.88	0.625	9.81	56.00	7.37	0.290	F	H	M
LC 055G 03											19.05	0.750	8.23	47.00	8.05	0.317	G	J	N
LC 055G 04											22.23	0.875	6.65	38.00	9.47	0.373	G	J	N
LC 055G 05											25.40	1.000	6.13	35.00	10.16	0.400	H	K	P
LC 055G 06											31.75	1.250	4.73	27.00	12.24	0.482	J	L	Q
LC 055G 07											38.10	1.500	3.85	22.00	14.35	0.565	K	M	R
LC 055G 08											41.28	1.625	3.50	20.00	15.37	0.605	K	M	R
LC 055G 09											44.45	1.750	3.15	18.00	16.76	0.660	L	N	S
LC 055G 10											50.80	2.000	2.80	16.00	18.29	0.720	M	P	T
LC 055G 11											57.15	2.250	2.49	14.20	21.21	0.835	N	Q	U
LC 055G 12											63.50	2.500	2.19	12.50	23.55	0.927	P	R	V
LC 055G 13											69.85	2.750	1.91	10.90	25.96	1.022	Q	S	W
LC 055G 14											76.20	3.000	1.75	10.00	28.12	1.107	R	T	X
LC 059G 01	12.19	0.480	12.70	0.500	1.50	0.059	8.89	0.350	106.75	24.00	12.70	0.500	17.16	98.00	6.73	0.265	F	H	M
LC 059G 02											15.88	0.625	13.13	75.00	8.00	0.315	F	H	M
LC 059G 03											19.05	0.750	10.68	61.00	8.99	0.354	G	J	N
LC 059G 04											22.23	0.875	8.93	51.00	10.11	0.398	G	J	N
LC 059G 05											25.40	1.000	7.53	43.00	11.38	0.448	H	K	P
LC 059G 06											31.75	1.250	5.95	34.00	13.79	0.543	J	L	Q
LC 059G 07											38.10	1.500	4.90	28.00	16.10	0.634	K	M	R
LC 059G 08											41.28	1.625	4.47	25.50	17.22	0.678	K	M	R
LC 059G 09											44.45	1.750	4.11	23.50	18.75	0.738	L	N	S
LC 059G 10											50.80	2.000	3.59	20.50	20.98	0.826	M	P	T
LC 059G 11											57.15	2.250	3.15	18.00	23.24	0.915	N	Q	U
LC 059G 12											63.50	2.500	2.80	16.00	25.40	1.000	P	R	V
LC 059G 13											69.85	2.750	2.57	14.70	27.99	1.102	Q	S	W
LC 059G 14											76.20	3.000	2.36	13.50	30.33	1.194	R	T	X
LC 063G 01	12.19	0.480	12.70	0.500	1.60	0.063	8.69	0.342	128.99	29.00	12.70	0.500	21.89	125.00	7.65	0.301	G	J	N
LC 063G 02											15.88	0.625	16.63	95.00	8.84	0.348	H	K	P
LC 063G 03											19.05	0.750	13.48	77.00	10.03	0.395	H	K	P
LC 063G 04											22.23	0.875	11.38	65.00	11.61	0.457	J	L	Q
LC 063G 05											25.40	1.000	9.98	57.00	12.83	0.505	J	L	Q
LC 063G 06											31.75	1.250	7.88	45.00	15.24	0.600	K	M	R
LC 063G 07											38.10	1.500	6.48	37.00	17.63	0.694	L	N	S
LC 063G 08											41.28	1.625	5.95	34.00	19.18	0.755	M	P	T
LC 063G 09											44.45	1.750	5.43	31.00	20.78	0.818	M	P	T
LC 063G 10											50.80	2.000	4.73	27.00	23.37	0.920	N	Q	U
LC 063G 11											57.15	2.250	4.20	24.00	26.34	1.037	P	R	V
LC 063G 12											63.50	2.500	3.73	21.30	29.01	1.142	Q	S	W
LC 063G 13											76.20	3.000	2.98	17.00	34.39	1.354	R	T	X
LC 067G 01											12.19	0.480	12.70	0.500	1.70	0.067	8.48	0.334	162.35
LC 067G 02	15.88	0.625	23.29	133.00	9.17	0.361	K	M	R										
LC 067G 03	19.05	0.750	18.56	106.00	10.57	0.416	K	M	R										
LC 067G 04	22.23	0.875	15.43	88.10	11.96	0.471	L	N	S										
LC 067G 05	25.40	1.000	13.20	75.40	13.36	0.526	L	N	S										
LC 067G 06	31.75	1.250	10.24	58.50	16.13	0.635	M	P	T										
LC 067G 07	38.10	1.500	8.37	47.80	18.95	0.746	N	Q	U										
LC 067G 08	44.45	1.750	7.07	40.40	21.74	0.856	P	R	V										
LC 067G 09	50.80	2.000	6.13	35.00	24.54	0.966	Q	S	W										
LC 067G 10	57.15	2.250	5.39	30.80	27.38	1.078	R	T	X										
LC 067G 11	63.50	2.500	4.83	27.60	30.12	1.186	S	U	Y										
LC 067G 12	69.85	2.750	4.38	25.00	32.87	1.294	T	V	Z										
LC 067G 13	76.20	3.000	3.99	22.80	35.69	1.405	U	W	BA										
LC 072G 01	12.19	0.480	12.70	0.500	1.83	0.072	8.23	0.324	198.64	44.66									
LC 072G 02											15.88	0.625	32.39	185.00	9.80	0.386	L	N	S
LC 072G 03											19.05	0.750	25.72	146.90	11.38	0.448	L	N	S
LC 072G 04											22.23	0.875	21.31	121.70	12.95	0.510	M	P	T
LC 072G 05											25.40	1.000	18.21	104.00	14.53	0.572	M	P	T
LC 072G 06											31.75	1.250	14.10	80.50	17.65	0.695	N	Q	U
LC 072G 07											38.10	1.500	11.50	65.70	20.80	0.819	P	R	V

† Indicates DIN Compression Springs meeting the design parameters outlined in Standard DIN 2098



COMPRESSION SPRINGS: STANDARD SERIES

● End Coils Closed and Ground Square ● Music Wire (Plated) or Stainless Steel (Passivated)

LEE STOCK NUMBER	OUTSIDE DIAMETER		TO WORK IN HOLE DIA. MIN		NOMINAL WIRE DIAMETER		TO WORK OVER ROD DIA. MAX		APPROXIMATE LOAD AT SOLID HEIGHT		NOMINAL FREE LENGTH		SPRING RATE		APPROXIMATE SOLID HEIGHT		PRICE GROUP						
	MM	IN	MM	IN	MM	IN	MM	IN	N	LB	MM	IN	N/MM	LB/IN	MM	IN	Music Wire	302 Stainless	316 Stainless				
																	M	S	S316				
LC 072G 08	12.19	0.480	12.70	0.500	1.83	0.072	8.23	0.324	198.64	44.66	44.45	1.750	9.70	55.40	23.93	0.942	Q	S	W				
LC 072G 09											50.80	2.000	8.40	48.00	27.08	1.066	R	T	X				
LC 072G 10											57.15	2.250	7.41	42.30	30.23	1.190	S	U	Y				
LC 072G 11					63.50	2.500	6.62	37.80	33.35	1.313	T	V	Z										
LC 072G 12					69.85	2.750	5.99	34.20	36.50	1.437	U	W	BA										
LC 072G 13					76.20	3.000	5.46	31.20	39.62	1.560	V	X	BB										
LC 072G 14					82.55	3.250	5.03	28.70	42.72	1.682	W	Y	BC										
LC 072G 15					88.90	3.500	4.64	26.50	45.95	1.809	X	Z	BD										
LC 075G 01					12.70	0.500	13.49	0.531	1.91	0.075	8.10	0.319	204.61	46.00	12.70	0.500	50.62	289.10	8.76	0.345	L	N	R
LC 075G 02															15.88	0.625	37.75	215.60	10.41	0.410	M	P	R
LC 075G 03															19.05	0.750	29.61	169.10	12.22	0.481	M	P	R
LC 075G 04									22.23	0.875	24.34	139.00	14.02	0.552	N	Q	R						
LC 075G 05									25.40	1.000	20.91	119.40	15.67	0.617	N	Q	S						
LC 075G 06									31.75	1.250	16.16	92.30	19.10	0.752	P	R	T						
LC 075G 07									38.10	1.500	13.19	75.30	22.53	0.887	Q	S	U						
LC 075G 08	44.45	1.750	11.12	63.50					26.01	1.024	R	T	V										
LC 075G 09	50.80	2.000	9.63	55.00					29.41	1.158	S	U	W										
LC 075G 10	57.15	2.250	8.47	48.40					32.89	1.295	T	V	X										
LC 075G 11	63.50	2.500	7.58	43.30					36.30	1.429	U	W	Y										
LC 075G 12	69.85	2.750	6.85	39.10					39.78	1.566	V	X	Z										
LC 075G 13	76.20	3.000	6.25	35.70					43.18	1.700	W	Y	BA										
LC 075G 14	82.55	3.250	5.74	32.80					46.66	1.837	X	Z	BB										
LC 075G 15	88.90	3.500	5.32	30.40					50.04	1.970	Y	BA	BC										
LC 080G 01	12.70	0.500	13.49	0.531	2.03	0.080	7.82	0.308	302.46	68.00	12.70	0.500	74.58	425.90	8.64	0.340	M	P	T				
LC 080G 02											15.88	0.625	54.53	311.40	10.34	0.407	N	Q	U				
LC 080G 03											19.05	0.750	42.97	245.40	12.01	0.473	N	Q	U				
LC 080G 04					22.23	0.875	35.46	202.50	13.69	0.539	P	R	V										
LC 080G 05					25.40	1.000	30.19	172.40	15.39	0.606	P	R	V										
LC 080G 06					31.75	1.250	23.25	132.80	18.75	0.738	Q	S	W										
LC 080G 07					38.10	1.500	18.93	108.10	22.12	0.871	R	T	X										
LC 080G 08					44.45	1.750	15.95	91.10	25.48	1.003	S	U	Y										
LC 080G 09					50.80	2.000	13.78	78.70	28.85	1.136	T	V	Z										
LC 080G 10					57.15	2.250	12.13	69.30	32.23	1.269	U	W	BA										
LC 080G 11					63.50	2.500	10.84	61.90	35.59	1.401	V	X	BB										
LC 080G 12					69.85	2.750	9.79	55.90	38.96	1.534	W	Y	BC										
LC 080G 13					76.20	3.000	8.93	51.00	42.32	1.666	X	Z	BD										
LC 041GG 01					12.70	0.500	13.49	0.531	1.04	0.041	10.31	0.406	24.72	5.56	12.70	0.500	3.12	17.83	4.78	0.188	E	G	L
LC 041GG 02															15.88	0.625	2.40	13.72	5.57	0.219	F	H	M
LC 041GG 03	19.05	0.750	1.95	11.15											6.36	0.250	F	H	M				
LC 041GG 04	22.23	0.875	1.65	9.40					7.15	0.281	G	J	N										
LC 041GG 05	25.40	1.000	1.42	8.12					7.94	0.313	G	J	N										
LC 041GG 06	31.75	1.250	1.12	6.38					9.51	0.375	H	K	P										
LC 041GG 07	38.10	1.500	0.92	5.25					11.09	0.437	J	L	Q										
LC 041GG 08	44.45	1.750	0.78	4.47					12.67	0.499	L	M	R										
LC 041GG 09	50.80	2.000	0.68	3.88					14.25	0.561	M	N	S										
LC 041GG 10	57.15	2.250	0.60	3.44					15.82	0.623	N	P	T										
LC 041GG 11	63.50	2.500	0.54	3.08					17.40	0.685	P	Q	U										
LC 041GG 12	69.85	2.750	0.49	2.79					18.98	0.747	Q	R	V										
LC 041GG 13	76.20	3.000	0.45	2.55					20.56	0.809	R	S	W										
LC 062GG 01	12.70	0.500	13.49	0.531					1.59	0.063	9.22	0.363	78.22	17.58	12.70	0.500	16.59	94.76	7.99	0.314	G	J	N
LC 062GG 02															15.88	0.625	12.44	71.07	9.56	0.376	H	K	P
LC 062GG 03					19.05	0.750	9.96	56.86							11.13	0.438	H	K	P				
LC 062GG 04					22.23	0.875	8.30	47.38	12.70	0.500	J	L	Q										
LC 062GG 05					25.40	1.000	7.11	40.61	14.27	0.562	J	L	Q										
LC 062GG 06					31.75	1.250	5.53	31.59	17.42	0.686	K	M	R										
LC 062GG 07					38.10	1.500	4.53	25.84	20.56	0.810	L	N	S										
LC 062GG 08					44.45	1.750	3.83	21.87	23.71	0.933	M	P	T										
LC 062GG 09					50.80	2.000	3.32	18.95	26.85	1.057	M	P	T										

† Indicates DIN Compression Springs meeting the design parameters outlined in Standard DIN 2098

Spring rates and maximum loads relate only to music wire. When using stainless steel multiply by 0.833

COMPRESSION SPRINGS: STANDARD SERIES



● End Coils Closed and Ground Square ● Music Wire (Plated) or Stainless Steel (Passivated)

LEE STOCK NUMBER	OUTSIDE DIAMETER		TO WORK IN HOLE DIA. MIN		NOMINAL WIRE DIAMETER		TO WORK OVER ROD DIA. MAX		APPROXIMATE LOAD AT SOLID HEIGHT		NOMINAL FREE LENGTH		SPRING RATE		APPROXIMATE SOLID HEIGHT		PRICE GROUP		
	MM	IN	MM	IN	MM	IN	MM	IN	N	LB	MM	IN	N/MM	LB/IN	MM	IN	Music Wire	302 Stainless	316 Stainless
																	M	S	S316
LC 062GG 10	12.70	0.500	13.49	0.531	1.59	0.063	9.22	0.363	78.22	17.58	57.15	2.250	2.93	16.72	29.99	1.181	N	Q	U
LC 062GG 11											63.50	2.500	2.62	14.96	33.14	1.305	P	R	V
LC 062GG 12											69.85	2.750	2.37	13.54	36.28	1.429	Q	S	W
LC 062GG 13					76.20	3.000	2.16	12.36	39.43	1.552	R	T	X						
LC 072GG 01					1.83	0.072	8.76	0.345	143.81	32.33	12.70	0.500	35.08	200.35	8.60	0.339	K	M	R
LC 072GG 02											15.88	0.625	25.97	148.29	10.30	0.405	L	N	S
LC 072GG 03											19.05	0.750	20.61	117.70	11.99	0.472	L	N	S
LC 072GG 04											22.23	0.875	17.09	97.57	13.69	0.539	M	P	T
LC 072GG 05											25.40	1.000	14.59	83.33	15.39	0.606	M	P	T
LC 072GG 06											31.75	1.250	11.29	64.49	18.78	0.740	N	Q	U
LC 072GG 07											38.10	1.500	9.21	52.60	22.18	0.873	P	R	V
LC 072GG 08											44.45	1.750	7.78	44.41	25.57	1.007	Q	S	W
LC 072GG 09											50.80	2.000	6.73	38.43	28.97	1.140	R	T	X
LC 072GG 10											57.15	2.250	5.93	33.87	32.36	1.274	S	U	Y
LC 072GG 11											63.50	2.500	5.30	30.27	35.76	1.408	T	V	Z
LC 072GG 12	69.85	2.750	4.79	27.37							39.15	1.541	U	W	BA				
LC 072GG 13	76.20	3.000	4.37	24.97							42.55	1.675	V	X	BB				
LC 072GG 14	82.55	3.250	4.02	22.96							45.94	1.809	W	Y	BC				
LC 072GG 15	88.90	3.500	3.72	21.25							49.33	1.942	X	Z	BD				
LCM100GH 01†	13.50	0.531	14.40	0.567	1.00	0.039	10.80	0.425	27.92	6.28	24.00	0.945	1.51	8.64	5.51	0.217	H	K	SPECIAL
LCM100GH 02†											36.50	1.437	0.96	5.50	7.49	0.295	J	L	SPECIAL
LCM100GH 03†											55.50	2.185	0.62	3.56	10.49	0.413	M	P	SPECIAL
LCM100GH 04†											80.50	3.169	0.42	2.42	14.50	0.571	R	T	SPECIAL
LCM100GH 05†											115.00	4.528	0.29	1.63	20.50	0.807	T	V	SPECIAL
LCM110GH 01	13.50	0.532	14.30	0.563	1.10	0.043	10.50	0.413	33.40	7.51	12.50	0.492	4.08	23.30	4.34	0.171	F	H	SPECIAL
LCM110GH 02											15.50	0.610	3.17	18.10	4.95	0.195	F	H	SPECIAL
LCM110GH 03											19.00	0.748	2.50	14.30	5.69	0.224	G	J	SPECIAL
LCM110GH 04											22.00	0.866	2.12	12.10	6.30	0.248	G	J	SPECIAL
LCM110GH 05											25.00	0.984	1.84	10.50	6.93	0.273	H	K	SPECIAL
LCM110GH 06											30.00	1.181	1.51	8.64	7.98	0.314	H	K	SPECIAL
LCM110GH 07											35.00	1.378	1.28	7.30	9.02	0.355	J	L	SPECIAL
LCM110GH 08											40.00	1.575	1.11	6.36	10.03	0.395	K	M	SPECIAL
LCM110GH 09											45.00	1.772	0.98	5.60	11.07	0.436	L	N	SPECIAL
LCM110GH 10											50.00	1.969	0.88	5.00	12.12	0.477	M	P	SPECIAL
LCM110GH 11											55.00	2.165	0.81	4.60	13.16	0.518	M	P	SPECIAL
LCM110GH 12											60.00	2.362	0.74	4.20	14.20	0.559	N	Q	SPECIAL
LCM110GH 13											65.00	2.559	0.67	3.80	15.24	0.600	P	R	SPECIAL
LCM110GH 14											70.00	2.756	0.61	3.50	16.28	0.641	Q	S	SPECIAL
LCM110GH 15											75.00	2.953	0.58	3.30	17.30	0.681	R	T	SPECIAL
LC 041GH 01	13.72	0.540	14.27	0.562	1.04	0.041	11.05	0.435	32.47	7.30	12.70	0.500	3.68	21.00	3.94	0.155	F	H	M
LC 041GH 02											15.88	0.625	2.85	16.30	4.50	0.177	F	H	M
LC 041GH 03											19.05	0.750	2.33	13.30	5.00	0.197	G	J	N
LC 041GH 04					22.23	0.875	1.96	11.20	5.51	0.217	G	J	N						
LC 041GH 05					25.40	1.000	1.70	9.70	6.02	0.237	H	K	P						
LC 041GH 06					31.75	1.250	1.33	7.60	7.01	0.276	J	L	Q						
LC 041GH 07					38.10	1.500	1.10	6.30	8.00	0.315	K	M	R						
LC 041GH 08					44.45	1.750	0.93	5.30	9.02	0.355	L	N	S						
LC 041GH 09					50.80	2.000	0.81	4.60	10.03	0.395	M	P	T						
LC 041GH 10					57.15	2.250	0.72	4.10	11.02	0.434	N	Q	U						
LC 041GH 11					63.50	2.500	0.65	3.70	12.01	0.473	P	R	V						
LC 041GH 12					69.85	2.750	0.58	3.30	13.03	0.513	Q	S	W						
LC 041GH 13					76.20	3.000	0.53	3.00	14.02	0.552	R	T	X						
LC 046GH 01					1.17	0.046	10.82	0.426	44.48	10.00	12.70	0.500	5.43	31.00	4.60	0.181	F	H	M
LC 046GH 02											15.88	0.625	4.20	24.00	5.28	0.208	F	H	M
LC 046GH 03	19.05	0.750	3.41	19.50							5.92	0.233	G	J	N				
LC 046GH 04	22.23	0.875	2.87	16.40							6.55	0.258	G	J	N				
LC 046GH 05	25.40	1.000	2.47	14.10							7.19	0.283	H	K	P				
LC 046GH 06	31.75	1.250	1.94	11.10							8.46	0.333	J	L	Q				
LC 046GH 07	38.10	1.500	1.59	9.10							9.73	0.383	K	M	R				
LC 046GH 08	44.45	1.750	1.35	7.70							11.00	0.433	L	N	S				
LC 046GH 09	50.80	2.000	1.17	6.70							12.27	0.483	M	P	T				

† Indicates DIN Compression Springs meeting the design parameters outlined in Standard DIN 2098



COMPRESSION SPRINGS: STANDARD SERIES

● End Coils Closed and Ground Square ● Music Wire (Plated) or Stainless Steel (Passivated)

LEE STOCK NUMBER	OUTSIDE DIAMETER		TO WORK IN HOLE DIA. MIN		NOMINAL WIRE DIAMETER		TO WORK OVER ROD DIA. MAX		APPROXIMATE LOAD AT SOLID HEIGHT		NOMINAL FREE LENGTH		SPRING RATE		APPROXIMATE SOLID HEIGHT		PRICE GROUP						
	MM	IN	MM	IN	MM	IN	MM	IN	N	LB	MM	IN	N/MM	LB/IN	MM	IN	Music Wire	302 Stainless	316 Stainless				
																	M	S	S316				
LC 046GH 10	13.72	0.540	14.27	0.562	1.17	0.046	10.82	0.426	44.48	10.00	57.15	2.250	1.03	5.90	13.54	0.533	N	Q	U				
LC 046GH 11											63.50	2.500	0.93	5.30	14.81	0.583	P	R	V				
LC 046GH 12											69.85	2.750	0.84	4.80	16.08	0.633	Q	S	W				
LC 046GH 13					76.20	3.000	0.77	4.40	17.35	0.683	R	T	X										
LC 054GH 01					13.72	0.540	14.27	0.562	1.37	0.054	10.46	0.412	71.17	16.00	12.70	0.500	10.03	57.30	5.66	0.223	F	H	M
LC 054GH 02															15.88	0.625	7.60	43.40	6.50	0.256	F	H	M
LC 054GH 03															19.05	0.750	6.13	35.00	7.37	0.290	G	J	N
LC 054GH 04									22.23	0.875	5.13	29.30	8.20	0.323	G	J	N						
LC 054GH 05									25.40	1.000	4.41	25.20	9.04	0.356	H	K	P						
LC 054GH 06									31.75	1.250	3.45	19.70	10.74	0.423	J	L	Q						
LC 054GH 07									38.10	1.500	2.82	16.10	12.45	0.490	K	M	R						
LC 054GH 08									44.45	1.750	2.40	13.70	14.15	0.557	L	N	S						
LC 054GH 09									50.80	2.000	2.08	11.90	15.85	0.624	M	P	T						
LC 054GH 10	57.15	2.250	1.84	10.50					17.55	0.691	N	Q	U										
LC 054GH 11	63.50	2.500	1.65	9.40					19.23	0.757	P	R	V										
LC 054GH 12	69.85	2.750	1.49	8.50					20.93	0.824	Q	S	W										
LC 054GH 13	76.20	3.000	1.37	7.80					22.63	0.891	R	T	X										
LC 058GH 01	13.72	0.540	14.27	0.562	1.47	0.058	10.26	0.404	88.96	20.00	12.70	0.500	13.27	75.80	6.15	0.242	F	H	M				
LC 058GH 02											15.88	0.625	10.02	57.20	7.11	0.280	F	H	M				
LC 058GH 03											19.05	0.750	8.04	45.90	8.08	0.318	G	J	N				
LC 058GH 04					22.23	0.875	6.72	38.40	9.02	0.355	G	J	N										
LC 058GH 05					25.40	1.000	5.78	33.00	9.98	0.393	H	K	P										
LC 058GH 06					31.75	1.250	4.50	25.70	11.91	0.469	J	L	Q										
LC 058GH 07					38.10	1.500	3.68	21.00	13.82	0.544	K	M	R										
LC 058GH 08					44.45	1.750	3.12	17.80	15.75	0.620	L	N	S										
LC 058GH 09					50.80	2.000	2.71	15.50	17.65	0.695	M	P	T										
LC 058GH 10					57.15	2.250	2.40	13.70	19.58	0.771	N	Q	U										
LC 058GH 11					63.50	2.500	2.14	12.20	21.49	0.846	P	R	V										
LC 058GH 12					69.85	2.750	1.93	11.00	23.42	0.922	Q	S	W										
LC 058GH 13					76.20	3.000	1.77	10.10	25.32	0.997	R	T	X										
LC 063GH 01	13.72	0.540	14.27	0.562	1.60	0.063	10.01	0.394	111.20	25.00	12.70	0.500	18.46	105.40	6.76	0.266	G	J	N				
LC 063GH 02											15.88	0.625	13.83	79.00	7.87	0.310	G	J	N				
LC 063GH 03											19.05	0.750	11.07	63.20	8.97	0.353	H	K	P				
LC 063GH 04					22.23	0.875	9.21	52.60	10.08	0.397	H	K	P										
LC 063GH 05					25.40	1.000	7.90	45.10	11.18	0.440	J	L	Q										
LC 063GH 06					31.75	1.250	6.15	35.10	13.39	0.527	K	M	R										
LC 063GH 07					38.10	1.500	5.03	28.70	15.60	0.614	L	N	S										
LC 063GH 08					44.45	1.750	4.25	24.30	17.81	0.701	M	P	T										
LC 063GH 09					50.80	2.000	3.68	21.00	20.02	0.788	N	Q	U										
LC 063GH 10					57.15	2.250	3.26	18.60	22.23	0.875	P	R	V										
LC 063GH 11					63.50	2.500	2.91	16.60	24.43	0.962	Q	S	W										
LC 063GH 12					69.85	2.750	2.63	15.00	26.64	1.049	R	T	X										
LC 063GH 13					76.20	3.000	2.40	13.70	28.85	1.136	S	U	Y										
LC 067GH 01	13.72	0.540	14.27	0.562	1.70	0.067	9.83	0.387	133.44	30.00	12.70	0.500	23.99	137.00	7.21	0.284	H	K	P				
LC 067GH 02											15.88	0.625	17.86	102.00	8.43	0.332	H	K	P				
LC 067GH 03											19.05	0.750	14.22	81.20	9.65	0.380	J	L	Q				
LC 067GH 04					22.23	0.875	11.82	67.50	10.87	0.428	J	L	Q										
LC 067GH 05					25.40	1.000	10.10	57.70	12.09	0.476	K	M	R										
LC 067GH 06					31.75	1.250	7.84	44.80	14.50	0.571	L	N	S										
LC 067GH 07					38.10	1.500	6.41	36.60	16.94	0.667	M	P	T										
LC 067GH 08					44.45	1.750	5.43	31.00	19.38	0.763	N	Q	U										
LC 067GH 09					50.80	2.000	4.69	26.80	21.79	0.858	P	R	V										
LC 067GH 10					57.15	2.250	4.13	23.60	24.23	0.954	Q	S	W										
LC 067GH 11					63.50	2.500	3.69	21.10	26.67	1.050	R	T	X										
LC 067GH 12					69.85	2.750	3.34	19.10	29.11	1.146	S	U	Y										
LC 067GH 13					76.20	3.000	3.06	17.50	31.52	1.241	T	V	Z										
LCM125GJ 01†	13.75	0.541	14.60	0.575	1.25	0.049	10.60	0.417	74.33	16.71	27.00	1.063	3.69	21.09	6.88	0.271	H	K	SPECIAL				
LCM125GJ 02†											41.50	1.634	2.35	13.42	9.37	0.369	K	M	SPECIAL				
LCM125GJ 03†											62.50	2.461	1.52	8.69	13.13	0.517	P	R	SPECIAL				
LCM125GJ 04†											90.50	3.563	1.03	5.91	18.14	0.714	S	U	SPECIAL				
LCM125GJ 05†											130.00	5.118	0.70	3.99	25.63	1.009	W	Y	SPECIAL				

† Indicates DIN Compression Springs meeting the design parameters outlined in Standard DIN 2098

Spring rates and maximum loads relate only to music wire. When using stainless steel multiply by 0.833

COMPRESSION SPRINGS: STANDARD SERIES



● End Coils Closed and Ground Square ● Music Wire (Plated) or Stainless Steel (Passivated)

LEE STOCK NUMBER	OUTSIDE DIAMETER		TO WORK IN HOLE DIA. MIN		NOMINAL WIRE DIAMETER		TO WORK OVER ROD DIA. MAX		APPROXIMATE LOAD AT SOLID HEIGHT		NOMINAL FREE LENGTH		SPRING RATE		APPROXIMATE SOLID HEIGHT		PRICE GROUP		
	MM	IN	MM	IN	MM	IN	MM	IN	N	LB	MM	IN	N/MM	LB/IN	MM	IN	Music Wire	302 Stainless	316 Stainless
																	M	S	S316
LCM160GL 01†	14.10	0.555	14.70	0.579	1.60	0.063	10.30	0.406	150.70	33.88	24.00	0.945	9.91	56.62	8.79	0.346	H	K	SPECIAL
LCM160GL 02†											36.00	1.417	6.31	36.03	11.99	0.472	K	M	SPECIAL
LCM160GL 03†											53.50	2.106	4.08	23.31	16.79	0.661	P	R	SPECIAL
LCM160GL 04†											78.00	3.071	2.78	15.85	23.19	0.913	Q	S	SPECIAL
LCM160GL 05†											115.00	4.528	1.88	10.71	32.79	1.291	V	X	SPECIAL
LC 054GJ 01	14.30	0.563	15.09	0.594	1.37	0.054	11.07	0.436	49.56	11.14	15.88	0.625	5.63	32.16	7.07	0.279	F	H	M
LC 054GJ 02											19.05	0.750	4.53	25.90	8.10	0.319	G	J	N
LC 054GJ 03											22.23	0.875	3.80	21.68	9.13	0.359	G	J	N
LC 054GJ 04											25.40	1.000	3.26	18.64	10.15	0.400	H	K	P
LC 054GJ 05											31.75	1.250	2.55	14.56	12.21	0.481	J	L	Q
LC 054GJ 06											38.10	1.500	2.09	11.94	14.26	0.562	K	M	R
LC 054GJ 07											44.45	1.750	1.77	10.13	16.32	0.642	L	N	S
LC 054GJ 08											50.80	2.000	1.54	8.79	18.37	0.723	M	P	T
LC 054GJ 09											57.15	2.250	1.36	7.76	20.43	0.804	N	Q	U
LC 054GJ 10											63.50	2.500	1.22	6.95	22.48	0.885	P	R	V
LC 054GJ 11											76.20	3.000	1.01	5.75	26.59	1.047	Q	S	W
LC 054GJ 12											82.55	3.250	0.93	5.29	28.65	1.128	R	T	X
LC 054GJ 13											88.90	3.500	0.86	4.90	30.70	1.209	S	U	Y
LC 054GJ 14											95.25	3.750	0.80	4.57	32.75	1.290	T	V	Z
LC 054GJ 15											101.60	4.000	0.75	4.27	34.81	1.370	U	W	BA
LC 091GJ 01	14.50	0.571	15.10	0.594	2.00	0.079	9.90	0.390	284.06	63.86	15.88	0.625	69.62	397.57	10.62	0.418	N	Q	SPECIAL
LC 091GJ 02											19.05	0.750	54.29	310.08	12.27	0.483	P	R	SPECIAL
LC 091GJ 03											22.23	0.875	44.50	254.15	13.92	0.548	P	R	SPECIAL
LC 091GJ 04											25.40	1.000	37.70	215.31	15.58	0.613	Q	S	SPECIAL
LC 091GJ 05											31.75	1.250	28.88	164.91	18.88	0.743	R	T	SPECIAL
LC 091GJ 06											38.10	1.500	23.40	133.63	22.19	0.874	S	U	SPECIAL
LC 091GJ 07											44.45	1.750	19.67	112.32	25.49	1.004	T	V	SPECIAL
LC 091GJ 08											50.80	2.000	16.96	96.88	28.80	1.134	U	W	SPECIAL
LC 091GJ 09											57.15	2.250	14.91	85.17	32.11	1.264	V	X	SPECIAL
LC 091GJ 10											63.50	2.500	13.30	75.98	35.41	1.394	W	Y	SPECIAL
LC 091GJ 11											76.20	3.000	10.94	62.50	42.02	1.654	X	Z	SPECIAL
LC 091GJ 12											82.55	3.250	10.05	57.41	45.33	1.785	Y	BA	SPECIAL
LC 091GJ 13											88.90	3.500	9.29	53.08	48.63	1.915	Z	BB	SPECIAL
LC 091GJ 14											95.25	3.750	8.64	49.36	51.94	2.045	BA	BC	SPECIAL
LC 091GJ 15											101.60	4.000	8.08	46.13	55.25	2.175	BB	BD	SPECIAL
LCM200GM 01†	14.50	0.571	15.10	0.594	2.00	0.079	9.90	0.390	284.06	63.86	22.50	0.886	24.20	138.22	11.00	0.433	P	R	SPECIAL
LCM200GM 02†											33.00	1.299	15.40	87.96	15.01	0.591	R	T	SPECIAL
LCM200GM 03†											49.50	1.949	9.97	56.92	21.01	0.827	U	W	SPECIAL
LCM200GM 04†											71.00	2.795	6.78	38.70	29.01	1.142	W	Y	SPECIAL
LCM200GM 05†											105.00	4.134	4.58	26.15	41.00	1.614	BB	BD	SPECIAL
LCM120H 01	15.00	0.591	16.00	0.630	1.20	0.047	11.80	0.465	33.40	7.51	12.50	0.492	4.27	24.40	4.70	0.185	F	H	SPECIAL
LCM120H 02											15.50	0.610	3.29	18.80	5.38	0.212	F	H	SPECIAL
LCM120H 03											19.00	0.748	2.59	14.80	6.17	0.243	G	J	SPECIAL
LCM120H 04											22.00	0.866	2.21	12.60	6.86	0.270	G	J	SPECIAL
LCM120H 05											25.00	0.984	1.91	10.90	7.52	0.296	H	K	SPECIAL
LCM120H 06											30.00	1.181	1.56	8.90	8.66	0.341	H	K	SPECIAL
LCM120H 07											35.00	1.378	1.33	7.60	9.80	0.386	J	L	SPECIAL
LCM120H 08											40.00	1.575	1.16	6.60	10.95	0.431	J	L	SPECIAL
LCM120H 09											45.00	1.772	1.02	5.80	12.07	0.475	K	M	SPECIAL
LCM120H 10											50.00	1.969	0.91	5.20	13.21	0.520	L	N	SPECIAL
LCM120H 11											55.00	2.165	0.82	4.70	14.35	0.565	M	P	SPECIAL
LCM120H 12											60.00	2.362	0.75	4.30	15.47	0.609	N	Q	SPECIAL
LCM120H 13											65.00	2.559	0.68	3.90	16.61	0.654	P	R	SPECIAL
LCM120H 14											70.00	2.756	0.63	3.60	17.75	0.699	Q	S	SPECIAL
LCM120H 15											80.00	3.150	0.56	3.20	20.02	0.788	R	T	SPECIAL
LCM120H 16											90.00	3.543	0.49	2.81	22.28	0.877	S	U	SPECIAL
LCM160H 01	15.00	0.610	11.00	0.433	101.99	22.93	15.50	0.610	11.96	68.30	6.96	0.274	G	J	SPECIAL				
LCM160H 02							19.00	0.748	9.30	53.10	8.05	0.317	H	K	SPECIAL				
LCM160H 03							22.00	0.866	7.83	44.70	8.89	0.350	H	K	SPECIAL				
LCM160H 04							25.00	0.984	6.74	38.50	9.88	0.389	J	L	SPECIAL				
LCM160H 05							30.00	1.181	5.48	31.30	11.40	0.449	J	L	SPECIAL				

† Indicates DIN Compression Springs meeting the design parameters outlined in Standard DIN 2098



COMPRESSION SPRINGS: STANDARD SERIES

● End Coils Closed and Ground Square ● Music Wire (Plated) or Stainless Steel (Passivated)

LEE STOCK NUMBER	OUTSIDE DIAMETER		TO WORK IN HOLE DIA. MIN		NOMINAL WIRE DIAMETER		TO WORK OVER ROD DIA. MAX		APPROXIMATE LOAD AT SOLID HEIGHT		NOMINAL FREE LENGTH		SPRING RATE		APPROXIMATE SOLID HEIGHT		PRICE GROUP												
	MM	IN	MM	IN	MM	IN	MM	IN	N	LB	MM	IN	N/MM	LB/IN	MM	IN	Music Wire	302 Stainless	316 Stainless										
																	M	S	S316										
LCM160H 06	15.00	0.591	16.00	0.630	1.60	0.063	11.00	0.433	101.99	22.93	35.00	1.378	4.62	26.40	12.95	0.510	K	M	SPECIAL										
LCM160H 07											40.00	1.575	3.99	22.80	14.48	0.570	K	M	SPECIAL										
LCM160H 08											45.00	1.772	3.52	20.10	16.00	0.630	L	N	SPECIAL										
LCM160H 09											50.00	1.969	3.13	17.90	17.55	0.691	L	N	SPECIAL										
LCM160H 10											55.00	2.165	2.84	16.20	19.08	0.751	M	P	SPECIAL										
LCM160H 11											60.00	2.362	2.59	14.80	20.60	0.811	N	Q	SPECIAL										
LCM160H 12											65.00	2.559	2.38	13.60	22.15	0.872	P	R	SPECIAL										
LCM160H 13											70.00	2.756	2.21	12.60	23.67	0.932	Q	S	SPECIAL										
LCM160H 14											80.00	3.150	1.91	10.90	26.75	1.053	R	T	SPECIAL										
LCM160H 15											90.00	3.543	1.69	9.67	29.79	1.173	S	U	SPECIAL										
LC 045H 0											15.24	0.600	15.88	0.625	1.14	0.045	12.40	0.488	32.47	7.30	12.70	0.500	3.80	21.70	4.32	0.170	F	H	M
LC 045H 01																					15.88	0.625	3.15	18.00	4.60	0.181	F	H	M
LC 045H 02																					19.05	0.750	2.63	15.00	5.18	0.204	G	J	N
LC 045H 03																					22.23	0.875	2.10	12.00	5.74	0.226	G	J	N
LC 045H 04																					25.40	1.000	1.84	10.50	6.32	0.249	H	K	P
LC 045H 05	31.75	1.250	1.40	8.00	7.47	0.294	J	L	Q																				
LC 045H 06	38.10	1.500	1.14	6.50	8.89	0.350	K	M	R																				
LC 045H 07	44.45	1.750	0.96	5.50	9.83	0.387	L	N	S																				
LC 045H 08	50.80	2.000	0.84	4.80	11.25	0.443	M	P	T																				
LC 045H 09	57.15	2.250	0.74	4.20	12.34	0.486	N	Q	U																				
LC 045H 10	63.50	2.500	0.67	3.80	13.51	0.532	P	R	V																				
LC 045H 11	69.85	2.750	0.60	3.40	14.63	0.576	Q	S	W																				
LC 045H 12	76.20	3.000	0.54	3.10	15.80	0.622	R	T	X																				
LC 045H 13	82.55	3.250	0.51	2.90	16.94	0.667	S	U	Y																				
LC 045H 14	88.90	3.500	0.47	2.70	18.06	0.711	T	V	Z																				
LC 049H 01	15.24	0.600	15.88	0.625	1.24	0.049	12.17	0.479	53.38	12.00	15.88	0.625	4.90	28.00	5.08	0.200	F	H	M										
LC 049H 02					19.05	0.750	4.03	23.00	5.61	0.221	G	J	N																
LC 049H 03					22.23	0.875	3.33	19.00	6.22	0.245	G	J	N																
LC 049H 04					25.40	1.000	2.80	16.00	6.86	0.270	H	K	P																
LC 049H 05					31.75	1.250	2.28	13.00	7.72	0.304	J	L	Q																
LC 049H 06					38.10	1.500	1.75	10.00	9.35	0.368	K	M	R																
LC 049H 07					44.45	1.750	1.49	8.50	10.59	0.417	L	N	S																
LC 049H 08					50.80	2.000	1.31	7.50	11.46	0.451	M	P	T																
LC 049H 09					57.15	2.250	1.14	6.50	12.70	0.500	N	Q	U																
LC 049H 10					63.50	2.500	1.02	5.80	13.97	0.550	P	R	V																
LC 049H 11					69.85	2.750	0.89	5.10	15.39	0.606	Q	S	W																
LC 049H 12					76.20	3.000	0.81	4.60	16.61	0.654	R	T	X																
LC 055H 01	15.24	0.600	15.88	0.625	1.40	0.055	11.89	0.468	72.50	16.30	15.88	0.625	7.00	40.00	5.79	0.228	F	H	M										
LC 055H 02					19.05	0.750	5.78	33.00	6.32	0.249	G	J	N																
LC 055H 03					22.23	0.875	4.73	27.00	7.37	0.290	G	J	N																
LC 055H 04					25.40	1.000	4.20	24.00	8.05	0.317	H	K	P																
LC 055H 05					31.75	1.250	3.33	19.00	9.12	0.359	J	L	Q																
LC 055H 06					38.10	1.500	2.63	15.00	10.87	0.428	K	M	R																
LC 055H 07					44.45	1.750	2.24	12.80	12.14	0.478	L	N	S																
LC 055H 08					50.80	2.000	1.93	11.00	13.77	0.542	M	P	T																
LC 055H 09					57.15	2.250	1.72	9.80	15.21	0.599	N	Q	U																
LC 055H 10					63.50	2.500	1.56	8.90	16.69	0.657	P	R	V																
LC 055H 11					69.85	2.750	1.35	7.70	18.42	0.725	Q	S	W																
LC 055H 12					76.20	3.000	1.24	7.10	19.81	0.780	R	T	X																
LC 059H 01	15.24	0.600	15.88	0.625	1.50	0.059	11.71	0.461	86.74	19.50	15.88	0.625	9.28	53.00	6.55	0.258	F	H	M										
LC 059H 02					19.05	0.750	7.35	42.00	7.32	0.288	G	J	N																
LC 059H 03					22.23	0.875	6.13	35.00	8.05	0.317	G	J	N																
LC 059H 04					25.40	1.000	5.25	30.00	8.94	0.352	H	K	P																
LC 059H 05					31.75	1.250	4.20	24.00	10.80	0.425	J	L	Q																
LC 059H 06					38.10	1.500	3.33	19.00	12.24	0.482	K	M	R																
LC 059H 07					44.45	1.750	2.80	16.00	14.12	0.556	L	N	S																
LC 059H 08					50.80	2.000	2.45	14.00	15.62	0.615	M	P	T																
LC 059H 09					57.15	2.250	2.19	12.50	17.91	0.705	N	Q	U																
LC 059H 10					63.50	2.500	1.98	11.30	19.74	0.777	P	R	V																
LC 059H 11					69.85	2.750	1.63	9.30	21.77	0.857	Q	S	W																
LC 059H 12					76.20	3.000	1.49	8.50	23.47	0.924	R	T	X																

† Indicates DIN Compression Springs meeting the design parameters outlined in Standard DIN 2098

Spring rates and maximum loads relate only to music wire. When using stainless steel multiply by 0.833

COMPRESSION SPRINGS: STANDARD SERIES



● End Coils Closed and Ground Square ● Music Wire (Plated) or Stainless Steel (Passivated)

LEE STOCK NUMBER	OUTSIDE DIAMETER		TO WORK IN HOLE DIA. MIN		NOMINAL WIRE DIAMETER		TO WORK OVER ROD DIA. MAX		APPROXIMATE LOAD AT SOLID HEIGHT		NOMINAL FREE LENGTH		SPRING RATE		APPROXIMATE SOLID HEIGHT		PRICE GROUP		
	MM	IN	MM	IN	MM	IN	MM	IN	N	LB	MM	IN	N/MM	LB/IN	MM	IN	Music Wire	302 Stainless	316 Stainless
																	M	S	S316
LC 063H 01	15.24	0.600	15.88	0.625	1.60	0.063	11.53	0.454	102.30	23.00	15.88	0.625	11.21	64.00	7.24	0.285	G	J	N
LC 063H 02											19.05	0.750	9.28	53.00	8.03	0.316	H	K	P
LC 063H 03											22.23	0.875	7.88	45.00	8.81	0.347	H	K	P
LC 063H 04											25.40	1.000	6.65	38.00	9.63	0.379	J	L	Q
LC 063H 05											31.75	1.250	5.25	30.00	11.61	0.457	K	M	R
LC 063H 06											38.10	1.500	4.20	24.00	14.02	0.552	L	N	S
LC 063H 07											44.45	1.750	3.50	20.00	15.72	0.619	M	P	T
LC 063H 08											50.80	2.000	3.06	17.50	17.58	0.692	N	Q	U
LC 063H 09											57.15	2.250	2.71	15.50	19.33	0.761	P	R	V
LC 063H 10											63.50	2.500	2.45	14.00	21.39	0.842	Q	S	W
LC 063H 11											69.85	2.750	2.14	12.20	23.55	0.927	R	T	X
LC 063H 12											76.20	3.000	1.94	11.10	25.45	1.002	S	U	Y
LC 063H 13											82.55	3.250	1.79	10.20	27.36	1.077	T	V	Z
LC 063H 14											88.90	3.500	1.66	9.50	29.29	1.153	U	W	BA
LC 067H 01	15.24	0.600	15.88	0.625	1.70	0.067	11.35	0.447	115.65	26.00	15.88	0.625	14.01	80.00	7.67	0.302	J	L	Q
LC 067H 02					19.05	0.750	11.03	63.00	9.17	0.361	K	M	R						
LC 067H 03					22.23	0.875	8.76	50.00	10.24	0.403	K	M	R						
LC 067H 04					25.40	1.000	7.88	45.00	11.07	0.436	L	N	S						
LC 067H 05					31.75	1.250	5.95	34.00	13.64	0.537	M	P	T						
LC 067H 06					38.10	1.500	5.08	29.00	15.37	0.605	N	Q	U						
LC 067H 07					44.45	1.750	4.20	24.00	17.91	0.705	P	R	V						
LC 067H 08					50.80	2.000	3.41	19.50	21.39	0.842	Q	S	W						
LC 067H 09					57.15	2.250	2.98	17.00	23.98	0.944	R	T	X						
LC 067H 10					63.50	2.500	2.63	15.00	26.85	1.057	S	U	Y						
LC 067H 11					69.85	2.750	2.35	13.40	29.03	1.143	T	V	Z						
LC 067H 12					76.20	3.000	2.14	12.20	31.52	1.241	U	W	BA						
LC 072H 0	15.24	0.600	15.88	0.625	1.83	0.072	11.10	0.437	133.44	30.00	15.88	0.625	18.04	103.00	8.79	0.346	J	L	Q
LC 072H 01					19.05	0.750	13.66	78.00	10.08	0.397	K	M	R						
LC 072H 02					22.23	0.875	11.91	68.00	10.97	0.432	K	M	R						
LC 072H 03					25.40	1.000	9.63	55.00	12.85	0.506	L	N	S						
LC 072H 04					31.75	1.250	7.88	45.00	15.14	0.596	M	P	T						
LC 072H 05					38.10	1.500	6.30	36.00	17.42	0.686	N	Q	U						
LC 072H 06					44.45	1.750	5.25	30.00	20.19	0.795	P	R	V						
LC 072H 07					50.80	2.000	4.55	26.00	23.85	0.939	Q	S	W						
LC 072H 08					57.15	2.250	4.11	23.50	25.25	0.994	R	T	X						
LC 072H 09					63.50	2.500	3.68	21.00	27.56	1.085	S	U	Y						
LC 072H 10					69.85	2.750	3.33	19.00	29.97	1.180	T	V	Z						
LC 072H 11	76.20	3.000	2.98	17.00	32.51	1.280	U	W	BA										
LC 080H 01	15.24	0.600	15.88	0.625	2.03	0.080	10.67	0.420	244.64	55.00	15.88	0.625	33.88	193.50	8.92	0.351	K	M	R
LC 080H 02					19.05	0.750	26.70	152.50	10.19	0.401	K	M	R						
LC 080H 03					22.23	0.875	22.03	125.80	11.46	0.451	L	N	S						
LC 080H 04					25.40	1.000	18.75	107.10	12.73	0.501	L	N	S						
LC 080H 05					31.75	1.250	14.45	82.50	15.27	0.601	M	P	T						
LC 080H 06					38.10	1.500	11.75	67.10	17.81	0.701	N	Q	U						
LC 080H 07					44.45	1.750	9.91	56.60	20.35	0.801	P	R	V						
LC 080H 08					50.80	2.000	8.56	48.90	22.89	0.901	Q	S	W						
LC 080H 09					57.15	2.250	7.55	43.10	25.43	1.001	R	T	X						
LC 080H 10					63.50	2.500	6.72	38.40	27.99	1.102	S	U	Y						
LC 080H 11					69.85	2.750	6.08	34.70	30.53	1.202	T	V	Z						
LC 080H 12					76.20	3.000	5.55	31.70	33.07	1.302	U	W	BA						
LC 080H 13					82.55	3.250	5.10	29.10	34.57	1.361	V	X	BB						
LC 080H 14					88.90	3.500	4.73	27.00	36.96	1.455	W	Y	BC						
LC 080H 15					95.25	3.750	4.40	25.10	39.45	1.553	X	Z	BD						
LC 080H 16					101.60	4.000	4.10	23.40	42.01	1.654	Y	BA	BE						
LC 085H 01	15.24	0.600	15.88	0.625	2.16	0.085	10.41	0.410	290.68	65.35	15.88	0.625	43.90	250.70	9.53	0.375	L	N	R
LC 085H 02					19.05	0.750	34.42	196.60	10.92	0.430	L	N	R						
LC 085H 03					22.23	0.875	28.33	161.80	12.32	0.485	M	P	R						
LC 085H 04					25.40	1.000	24.06	137.40	13.72	0.540	M	P	R						
LC 085H 05					31.75	1.250	18.49	105.60	16.51	0.650	N	Q	S						
LC 085H 06					38.10	1.500	15.02	85.80	19.30	0.760	P	R	S						
LC 085H 07					44.45	1.750	12.64	72.20	22.10	0.870	Q	S	T						

† Indicates DIN Compression Springs meeting the design parameters outlined in Standard DIN 2098



COMPRESSION SPRINGS: STANDARD SERIES

● End Coils Closed and Ground Square ● Music Wire (Plated) or Stainless Steel (Passivated)

LEE STOCK NUMBER	OUTSIDE DIAMETER		TO WORK IN HOLE DIA. MIN		NOMINAL WIRE DIAMETER		TO WORK OVER ROD DIA. MAX		APPROXIMATE LOAD AT SOLID HEIGHT		NOMINAL FREE LENGTH		SPRING RATE		APPROXIMATE SOLID HEIGHT		PRICE GROUP								
	MM	IN	MM	IN	MM	IN	MM	IN	N	LB	MM	IN	N/MM	LB/IN	MM	IN	Music Wire	302 Stainless	316 Stainless						
																	M	S	S316						
LC 085H 08	15.24	0.600	15.88	0.625	2.16	0.085	10.41	0.410	290.68	65.35	50.80	2.000	10.91	62.30	24.89	0.980	R	T	U						
LC 085H 09											57.15	2.250	9.60	54.80	27.69	1.090	S	U	V						
LC 085H 10											63.50	2.500	8.58	49.00	30.48	1.200	T	V	W						
LC 085H 11											69.85	2.750	7.74	44.20	33.27	1.310	U	W	X						
LC 085H 12											76.20	3.000	7.06	40.30	36.07	1.420	V	X	Y						
LC 085H 13											82.55	3.250	6.48	37.00	38.91	1.532	X	Z	BA						
LC 085H 14											88.90	3.500	6.00	34.25	41.66	1.640	Y	BA	BB						
LC 085H 15											95.25	3.750	5.59	31.90	43.10	1.697	Y	BA	BB						
LC 085H 16											101.60	4.000	5.22	29.80	45.85	1.805	Z	BB	BC						
LC 092H 01											2.34	0.092	10.06	0.396	397.43	89.35	15.88	0.625	65.42	373.60	10.08	0.397	N	Q	U
LC 092H 02																	19.05	0.750	50.95	291.00	11.58	0.456	P	R	V
LC 092H 03																	22.23	0.875	41.74	238.40	13.08	0.515	P	R	V
LC 092H 04																	25.40	1.000	35.35	201.90	14.58	0.574	Q	S	W
LC 092H 05																	31.75	1.250	27.05	154.50	17.58	0.692	R	T	X
LC 092H 06																	38.10	1.500	21.92	125.20	20.57	0.810	S	U	Y
LC 092H 07																	44.45	1.750	18.42	105.20	23.57	0.928	T	V	Z
LC 092H 08	50.80	2.000	15.88	90.70	26.57	1.046	U	W	BA																
LC 092H 09	57.15	2.250	13.97	79.80	29.57	1.164	V	X	BB																
LC 092H 10	63.50	2.500	12.45	71.10	32.54	1.281	W	Y	BC																
LC 092H 11	69.85	2.750	11.24	64.20	35.53	1.399	X	Z	BD																
LC 092H 12	76.20	3.000	10.24	58.50	38.53	1.517	Y	BA	BE																
LC 092H 13	82.55	3.250	9.42	53.80	41.48	1.633	Z	BB	BF																
LC 092H 14	88.90	3.500	8.70	49.70	44.50	1.752	BA	BC	BG																
LC 092H 15	95.25	3.750	8.11	46.30	47.42	1.867	BB	BD	BH																
LC 092H 16	101.60	4.000	7.56	43.20	50.50	1.988	BC	BE	BJ																
LC 098H 01	2.49	0.098	9.78	0.385	462.15	103.90	19.05	0.750	67.90	387.80	12.37	0.487	P	R	SPECIAL										
LC 098H 02							22.23	0.875	55.00	314.10	14.05	0.553	P	R	SPECIAL										
LC 098H 03							25.40	1.000	46.79	267.20	15.62	0.615	Q	S	SPECIAL										
LC 098H 04							31.75	1.250	35.70	203.90	18.87	0.743	R	T	SPECIAL										
LC 098H 05							38.10	1.500	28.86	164.80	22.15	0.872	S	U	SPECIAL										
LC 098H 06							44.45	1.750	24.22	138.30	25.40	1.000	T	V	SPECIAL										
LC 098H 07							50.80	2.000	20.85	119.10	28.68	1.129	U	W	SPECIAL										
LC 098H 08							57.15	2.250	18.32	104.60	31.93	1.257	V	X	SPECIAL										
LC 098H 09							63.50	2.500	16.34	93.30	35.18	1.385	W	Y	SPECIAL										
LC 098H 10							69.85	2.750	14.73	84.10	38.48	1.515	X	Z	SPECIAL										
LC 098H 11							76.20	3.000	13.41	76.60	41.73	1.643	Y	BA	SPECIAL										
LC 098H 12							82.55	3.250	12.33	70.40	44.96	1.770	Z	BB	SPECIAL										
LC 098H 13							88.90	3.500	11.38	65.00	48.26	1.900	BA	BC	SPECIAL										
LC 098H 14							95.25	3.750	10.59	60.50	51.49	2.027	BB	BD	SPECIAL										
LC 098H 15							101.60	4.000	9.89	56.50	54.76	2.156	BC	BE	SPECIAL										
LC 120HH 01	15.88	0.625	16.66	0.656	3.05	0.120	9.32	0.367	552.33	124.18	22.23	0.875	114.42	653.47	17.40	0.685	Q	S	SPECIAL						
LC 120HH 02											25.40	1.000	95.60	545.99	19.59	0.771	R	T	SPECIAL						
LC 120HH 03											31.75	1.250	71.94	410.84	23.96	0.944	S	U	SPECIAL						
LC 120HH 04											38.10	1.500	57.67	329.33	28.34	1.116	T	V	SPECIAL						
LC 120HH 05											44.45	1.750	48.12	274.80	32.72	1.288	U	W	SPECIAL						
LC 120HH 06											50.80	2.000	41.28	235.77	37.10	1.461	V	X	SPECIAL						
LC 120HH 07											57.15	2.250	36.15	206.44	41.48	1.633	W	Y	SPECIAL						
LC 120HH 08											63.50	2.500	32.15	183.61	45.85	1.805	X	Z	SPECIAL						
LC 120HH 09											69.85	2.750	28.95	165.32	50.23	1.978	Y	BA	SPECIAL						
LC 120HH 10											76.20	3.000	26.33	150.35	54.61	2.150	Z	BB	SPECIAL						
LC 120HH 11											82.55	3.250	24.14	137.86	58.99	2.322	BA	BC	SPECIAL						
LC 120HH 12											88.90	3.500	22.29	127.29	63.36	2.495	BB	BD	SPECIAL						
LC 120HH 13											101.60	4.000	19.32	110.36	72.12	2.839	BC	BE	SPECIAL						
LC 049HJ 01	16.76	0.660	17.45	0.687	1.24	0.049	13.67	0.538	44.48	10.00	15.88	0.625	4.08	23.30	4.62	0.182	J	L	Q						
LC 049HJ 02											19.05	0.750	3.19	18.20	5.33	0.210	J	L	Q						
LC 049HJ 03											22.23	0.875	2.68	15.30	5.84	0.230	K	M	R						
LC 049HJ 04											25.40	1.000	2.31	13.20	6.32	0.249	K	M	R						
LC 049HJ 05											31.75	1.250	1.80	10.30	7.32	0.288	K	M	R						
LC 049HJ 06											38.10	1.500	1.49	8.50	8.33	0.328	L	N	S						
LC 049HJ 07											44.45	1.750	1.26	7.20	9.32	0.367	L	N	S						
LC 049HJ 08											50.80	2.000	1.10	6.30	10.31	0.406	M	P	T						

† Indicates DIN Compression Springs meeting the design parameters outlined in Standard DIN 2098

Spring rates and maximum loads relate only to music wire. When using stainless steel multiply by 0.833

COMPRESSION SPRINGS: STANDARD SERIES



● End Coils Closed and Ground Square ● Music Wire (Plated) or Stainless Steel (Passivated)

LEE STOCK NUMBER	OUTSIDE DIAMETER		TO WORK IN HOLE DIA. MIN		NOMINAL WIRE DIAMETER		TO WORK OVER ROD DIA. MAX		APPROXIMATE LOAD AT SOLID HEIGHT		NOMINAL FREE LENGTH		SPRING RATE		APPROXIMATE SOLID HEIGHT		PRICE GROUP						
	MM	IN	MM	IN	MM	IN	MM	IN	N	LB	MM	IN	N/MM	LB/IN	MM	IN	Music Wire	302 Stainless	316 Stainless				
																	M	S	S316				
LC 049HJ 09	16.76	0.660	17.45	0.687	1.24	0.049	13.67	0.538	44.48	10.00	57.15	2.250	0.96	5.50	11.30	0.445	N	Q	U				
LC 049HJ 10											63.50	2.500	0.88	5.00	12.29	0.484	P	R	V				
LC 049HJ 11											69.85	2.750	0.79	4.50	13.28	0.523	Q	S	W				
LC 049HJ 12					76.20	3.000	0.72	4.10	14.27	0.562	R	T	X										
LC 055HJ 01					16.76	0.660	17.45	0.687	1.40	0.055	13.36	0.526	66.72	15.00	15.88	0.625	6.30	36.00	5.33	0.210	K	M	R
LC 055HJ 02															19.05	0.750	5.06	28.90	6.05	0.238	K	M	R
LC 055HJ 03															22.23	0.875	4.22	24.10	6.63	0.261	L	N	S
LC 055HJ 04															25.40	1.000	3.64	20.80	7.21	0.284	L	N	S
LC 055HJ 05															31.75	1.250	2.84	16.20	8.38	0.330	M	P	T
LC 055HJ 06															38.10	1.500	2.33	13.30	9.58	0.377	M	P	T
LC 055HJ 07									44.45	1.750	1.98	11.30	10.74	0.423	N	Q	U						
LC 055HJ 08									50.80	2.000	1.72	9.80	11.91	0.469	N	Q	U						
LC 055HJ 09	57.15	2.250	1.51	8.60					13.08	0.515	P	R	V										
LC 055HJ 10	63.50	2.500	1.37	7.80					14.25	0.561	P	R	V										
LC 055HJ 11	69.85	2.750	1.23	7.00					15.42	0.607	Q	S	W										
LC 055HJ 12	76.20	3.000	1.12	6.40					16.59	0.653	R	T	X										
LC 063HJ 01	16.76	0.660	17.45	0.687	1.60	0.063	13.03	0.513	88.96	20.00	15.88	0.625	9.74	55.60	6.65	0.262	M	P	T				
LC 063HJ 02											19.05	0.750	7.79	44.50	7.44	0.293	M	P	T				
LC 063HJ 03											22.23	0.875	6.50	37.10	8.26	0.325	N	Q	U				
LC 063HJ 04											25.40	1.000	5.57	31.80	9.04	0.356	N	Q	U				
LC 063HJ 05											31.75	1.250	4.32	24.70	10.64	0.419	P	R	V				
LC 063HJ 06											38.10	1.500	3.54	20.20	12.24	0.482	P	R	V				
LC 063HJ 07					44.45	1.750	2.99	17.10	13.84	0.545	Q	S	W										
LC 063HJ 08					50.80	2.000	2.59	14.80	15.44	0.608	Q	S	W										
LC 063HJ 09					57.15	2.250	2.29	13.10	17.04	0.671	R	T	X										
LC 063HJ 10					63.50	2.500	2.05	11.70	18.64	0.734	R	T	X										
LC 063HJ 11					69.85	2.750	1.86	10.60	20.24	0.797	S	U	Y										
LC 063HJ 12					76.20	3.000	1.70	9.70	21.84	0.860	T	V	Z										
LC 067HJ 01	16.76	0.660	17.45	0.687	1.70	0.067	12.83	0.505	111.20	25.00	15.88	0.625	12.38	70.70	7.14	0.281	M	P	T				
LC 067HJ 02											19.05	0.750	9.88	56.40	8.03	0.316	M	P	T				
LC 067HJ 03											22.23	0.875	8.21	46.90	8.92	0.351	N	Q	U				
LC 067HJ 04											25.40	1.000	7.02	40.10	9.80	0.386	N	Q	U				
LC 067HJ 05											31.75	1.250	5.45	31.10	11.58	0.456	P	R	V				
LC 067HJ 06											38.10	1.500	4.47	25.50	13.36	0.526	P	R	V				
LC 067HJ 07					44.45	1.750	3.76	21.50	15.14	0.596	Q	S	W										
LC 067HJ 08					50.80	2.000	3.26	18.60	16.92	0.666	Q	S	W										
LC 067HJ 09					57.15	2.250	2.89	16.50	18.69	0.736	R	T	X										
LC 067HJ 10					63.50	2.500	2.57	14.70	20.47	0.806	R	T	X										
LC 067HJ 11					69.85	2.750	2.33	13.30	22.25	0.876	S	U	Y										
LC 067HJ 12					76.20	3.000	2.12	12.10	24.03	0.946	T	V	Z										
LC 072HJ 01	16.76	0.660	17.45	0.687	1.83	0.072	12.57	0.495	133.44	30.00	15.88	0.625	16.48	94.10	7.77	0.306	M	P	T				
LC 072HJ 02											19.05	0.750	13.08	74.70	8.76	0.345	M	P	T				
LC 072HJ 03											22.23	0.875	10.86	62.00	9.78	0.385	N	Q	U				
LC 072HJ 04											25.40	1.000	9.28	53.00	10.77	0.424	N	Q	U				
LC 072HJ 05											31.75	1.250	7.18	41.00	12.78	0.503	P	R	V				
LC 072HJ 06											38.10	1.500	5.87	33.50	14.78	0.582	P	R	V				
LC 072HJ 07					44.45	1.750	4.94	28.20	16.79	0.661	Q	S	W										
LC 072HJ 08					50.80	2.000	4.29	24.50	18.77	0.739	Q	S	W										
LC 072HJ 09					57.15	2.250	3.76	21.50	20.78	0.818	R	T	X										
LC 072HJ 10					63.50	2.500	3.36	19.20	22.78	0.897	R	T	X										
LC 072HJ 11					69.85	2.750	3.06	17.50	24.79	0.976	S	U	Y										
LC 072HJ 12					76.20	3.000	2.78	15.90	26.80	1.055	T	V	Z										
LCM125HK 01†	17.25	0.679	18.20	0.717	1.25	0.049	14.10	0.555	59.22	13.31	40.50	1.594	1.76	10.06	6.88	0.271	L	N	SPECIAL				
LCM125HK 02†											62.00	2.441	1.12	6.40	9.37	0.369	P	R	SPECIAL				
LCM125HK 03†											94.00	3.701	0.73	4.14	13.13	0.517	S	U	SPECIAL				
LCM125HK 04†											140.00	5.512	0.49	2.82	18.14	0.714	W	Y	SPECIAL				
LCM125HK 05†											205.00	8.071	0.32	1.85	25.63	1.009	BA	BC	SPECIAL				
LC 105HK 01	17.48	0.688	18.26	0.719	2.67	0.105	11.66	0.459	393.86	88.55	22.23	0.875	48.89	279.21	14.17	0.558	Q	S	W				
LC 105HK 02											25.40	1.000	41.15	235.03	15.80	0.622	R	T	X				
LC 105HK 03											31.75	1.250	31.26	178.53	19.06	0.750	S	U	Y				
LC 105HK 04											38.10	1.500	25.20	143.93	22.32	0.879	T	V	Z				

† Indicates DIN Compression Springs meeting the design parameters outlined in Standard DIN 2098



COMPRESSION SPRINGS: STANDARD SERIES

● End Coils Closed and Ground Square ● Music Wire (Plated) or Stainless Steel (Passivated)

LEE STOCK NUMBER	OUTSIDE DIAMETER		TO WORK IN HOLE DIA. MIN		NOMINAL WIRE DIAMETER		TO WORK OVER ROD DIA. MAX		APPROXIMATE LOAD AT SOLID HEIGHT		NOMINAL FREE LENGTH		SPRING RATE		APPROXIMATE SOLID HEIGHT		PRICE GROUP												
	MM	IN	MM	IN	MM	IN	MM	IN	N	LB	MM	IN	N/MM	LB/IN	MM	IN	Music Wire	302 Stainless	316 Stainless										
																	M	S	S316										
LC 105HK 05	17.48	0.688	18.26	0.719	2.67	0.105	11.66	0.459	393.86	88.55	44.45	1.750	21.11	120.57	25.58	1.007	U	W	BA										
LC 105HK 06											50.80	2.000	18.16	103.73	28.84	1.136	V	X	BB										
LC 105HK 07											57.15	2.250	15.94	91.02	32.11	1.264	W	Y	BC										
LC 105HK 08											63.50	2.500	14.20	81.08	35.37	1.392	X	Z	BD										
LC 105HK 09											69.85	2.750	12.80	73.10	38.63	1.521	Y	BA	BE										
LC 105HK 10											76.20	3.000	11.65	66.55	41.89	1.649	Z	BB	BF										
LC 105HK 11											82.55	3.250	10.69	61.08	45.15	1.778	BA	BC	BG										
LC 105HK 12											88.90	3.500	9.88	56.44	48.41	1.906	BB	BD	BH										
LC 105HK 13											101.60	4.000	8.58	48.99	54.94	2.163	BC	BE	BJ										
LC 150HK 01											17.60	0.693	18.50	0.728	1.60	0.063	13.70	0.539	118.16	26.57	22.23	0.875	291.60	1665.33	18.86	0.743	R	T	SPECIAL
LC 150HK 02																					25.40	1.000	239.53	1367.95	21.25	0.837	S	U	SPECIAL
LC 150HK 03																					27.00	1.063	219.75	1255.00	22.46	0.884	T	V	SPECIAL
LC 150HK 04																					31.75	1.250	176.49	1007.96	26.04	1.025	U	W	SPECIAL
LC 150HK 05	38.10	1.500	139.72	797.97	30.83	1.214	V	X	SPECIAL																				
LC 150HK 06	44.45	1.750	115.63	660.39	35.62	1.402	W	Y	SPECIAL																				
LC 150HK 07	50.80	2.000	98.63	563.27	40.41	1.591	X	Z	SPECIAL																				
LC 150HK 08	57.15	2.250	85.98	491.06	45.19	1.779	Y	BA	SPECIAL																				
LC 150HK 09	63.50	2.500	76.21	435.26	49.98	1.968	Z	BB	SPECIAL																				
LC 150HK 10	76.20	3.000	62.10	354.65	59.56	2.345	BA	BC	SPECIAL																				
LC 150HK 11	82.55	3.250	56.84	324.60	64.35	2.533	BB	BD	SPECIAL																				
LC 150HK 12	88.90	3.500	52.40	299.24	69.13	2.722	BC	BE	SPECIAL																				
LCM160HM 01†	18.00	0.709	18.60	0.732	2.00	0.079	13.40	0.528	220.35	49.54	34.00	1.339	4.73	27.00	8.79	0.346	R	T	SPECIAL										
LCM160HM 02†											51.50	2.028	2.96	16.91	11.99	0.472	V	X	SPECIAL										
LCM160HM 03†											77.50	3.051	1.95	11.12	16.79	0.661	Z	BB	SPECIAL										
LCM160HM 04†											110.00	4.331	1.32	7.56	23.19	0.913	BC	BE	SPECIAL										
LCM160HM 05†											165.00	6.496	0.89	5.11	32.79	1.291	BD	BH	SPECIAL										
LCM200HN 01†	18.29	0.720	19.05	0.750	1.40	0.055	14.86	0.585	57.82	13.00	30.00	1.181	11.54	65.91	11.00	0.433	S	U	SPECIAL										
LCM200HN 02†											45.00	1.772	7.34	41.94	15.01	0.591	U	W	SPECIAL										
LCM200HN 03†											68.00	2.677	4.75	27.14	21.01	0.827	Y	BA	SPECIAL										
LCM200HN 04†											98.00	3.858	3.23	18.46	29.01	1.142	BC	BE	SPECIAL										
LCM200HN 05†											145.00	5.709	2.18	12.47	41.00	1.614	BF	BH	SPECIAL										
LC 055J 0	18.29	0.720	19.05	0.750	1.40	0.055	14.86	0.585	57.82	13.00	15.88	0.625	5.03	28.70	5.16	0.203	L	N	S										
LC 055J 01											19.05	0.750	4.03	23.00	5.61	0.221	L	N	S										
LC 055J 02											22.23	0.875	3.50	20.00	6.15	0.242	M	P	T										
LC 055J 03											25.40	1.000	3.24	18.50	6.32	0.249	M	P	T										
LC 055J 04											31.75	1.250	2.45	14.00	7.72	0.304	M	P	T										
LC 055J 05											38.10	1.500	2.01	11.50	8.41	0.331	N	Q	U										
LC 055J 06											44.45	1.750	1.58	9.00	10.16	0.400	N	Q	U										
LC 055J 07											50.80	2.000	1.49	8.50	10.69	0.421	P	R	V										
LC 055J 08											57.15	2.250	1.28	7.30	11.86	0.467	P	R	V										
LC 055J 09											63.50	2.500	1.16	6.60	13.11	0.516	Q	S	W										
LC 055J 10											69.85	2.750	1.05	6.00	13.92	0.548	Q	S	W										
LC 055J 11	76.20	3.000	0.96	5.50	14.91	0.587	R	T	X																				
LC 059J 01	18.29	0.720	19.05	0.750	1.40	0.055	14.86	0.585	57.82	13.00	19.05	0.750	5.76	32.90	6.05	0.238	M	P	T										
LC 059J 02											22.23	0.875	4.78	27.30	6.65	0.262	M	P	T										
LC 059J 03											25.40	1.000	4.11	23.50	7.21	0.284	N	Q	U										
LC 059J 04											31.75	1.250	3.20	18.30	8.41	0.331	N	Q	U										
LC 059J 05											38.10	1.500	2.63	15.00	9.58	0.377	P	R	V										
LC 059J 06											44.45	1.750	2.22	12.70	10.74	0.423	P	R	V										
LC 059J 07											50.80	2.000	1.93	11.00	11.91	0.469	Q	S	W										
LC 059J 08											57.15	2.250	1.70	9.70	13.11	0.516	Q	S	W										
LC 059J 09											63.50	2.500	1.52	8.70	14.25	0.561	R	T	X										
LC 063J 0	18.29	0.720	19.05	0.750	1.40	0.055	14.86	0.585	57.82	13.00	15.88	0.625	7.27	41.50	6.68	0.263	N	Q	U										
LC 063J 01											19.05	0.750	5.78	33.00	7.21	0.284	N	Q	U										
LC 063J 02											22.23	0.875	4.90	28.00	8.03	0.316	P	R	V										
LC 063J 03											25.40	1.000	4.20	24.00	9.02	0.355	P	R	V										
LC 063J 04											31.75	1.250	3.33	19.00	11.20	0.441	P	R	V										
LC 063J 05											38.10	1.500	2.63	15.00	12.42	0.489	Q	S	W										
LC 063J 06											44.45	1.750	2.28	13.00	13.61	0.536	Q	S	W										
LC 063J 07											50.80	2.000	1.93	11.00	15.65	0.616	R	T	X										
LC 063J 08	57.15	2.250	1.75	10.00	17.09	0.673	R	T	X																				

† Indicates DIN Compression Springs meeting the design parameters outlined in Standard DIN 2098

Spring rates and maximum loads relate only to music wire. When using stainless steel multiply by 0.833



COMPRESSION SPRINGS: STANDARD SERIES

● End Coils Closed and Ground Square ● Music Wire (Plated) or Stainless Steel (Passivated)

LEE STOCK NUMBER	OUTSIDE DIAMETER		TO WORK IN HOLE DIA. MIN		NOMINAL WIRE DIAMETER		TO WORK OVER ROD DIA. MAX		APPROXIMATE LOAD AT SOLID HEIGHT		NOMINAL FREE LENGTH		SPRING RATE		APPROXIMATE SOLID HEIGHT		PRICE GROUP								
	MM	IN	MM	IN	MM	IN	MM	IN	N	LB	MM	IN	N/MM	LB/IN	MM	IN	Music Wire	302 Stainless	316 Stainless						
																	M	S	S316						
LC 085J 09	18.29	0.720	19.05	0.750	2.16	0.085	13.44	0.529	242.42	54.50	69.85	2.750	5.46	31.20	26.24	1.033	V	Y	Z						
LC 085J 10											76.20	3.000	4.97	28.40	28.37	1.117	W	Z	BA						
LC 085J 11											88.90	3.500	4.24	24.20	32.59	1.283	X	BA	BB						
LC 085J 12											101.60	4.000	3.68	21.00	36.80	1.449	Y	BB	BC						
LC 095J 0											2.41	0.095	12.93	0.509	341.16	76.70	19.05	0.750	38.17	218.00	10.36	0.408	P	Q	U
LC 095J 01																	22.23	0.875	31.26	178.50	11.66	0.459	R	V	W
LC 095J 02					25.40	1.000	26.42	150.90	12.88	0.507							S	V	W						
LC 095J 03					31.75	1.250	20.19	115.30	15.29	0.602							S	V	W						
LC 095J 04					38.10	1.500	16.35	93.40	17.73	0.698							T	W	X						
LC 095J 05					44.45	1.750	13.73	78.40	20.17	0.794							T	W	X						
LC 095J 06					2.67	0.105	12.45	0.490	446.13	100.30	50.80	2.000	11.84	67.60	22.61	0.890	U	X	Y						
LC 095J 07											57.15	2.250	10.40	59.40	25.04	0.986	V	Y	Z						
LC 095J 08	63.50	2.500	9.26	52.90							27.48	1.082	W	Z	BA										
LC 095J 09	69.85	2.750	8.37	47.80							29.92	1.178	X	BA	BB										
LC 095J 10	76.20	3.000	7.62	43.50							32.36	1.274	Y	BB	BC										
LC 095J 11	88.90	3.500	6.48	37.00							37.24	1.466	Z	BC	BD										
LC 095J 12	101.60	4.000	5.62	32.10	42.11	1.658	BA	BD	BE																
LC 105J 0	2.84	0.112	12.09	0.476	578.68	130.10	19.05	0.750	59.13	337.70	11.28	0.444	U	Y	BA										
LC 105J 01							22.23	0.875	48.08	274.60	13.34	0.525	U	Y	BA										
LC 105J 02							25.40	1.000	40.47	231.10	14.81	0.583	U	Y	BB										
LC 105J 03							31.75	1.250	30.75	175.60	17.75	0.699	V	Z	BC										
LC 105J 04							38.10	1.500	24.78	141.50	20.70	0.815	V	Z	BC										
LC 105J 05							44.45	1.750	20.75	118.50	23.65	0.931	W	BA	BD										
LC 105J 06							50.80	2.000	17.86	102.00	26.59	1.047	W	BA	BD										
LC 105J 07							57.15	2.250	15.67	89.50	29.54	1.163	X	BB	BE										
LC 105J 08							63.50	2.500	13.97	79.80	32.49	1.279	Y	BC	BF										
LC 105J 09							69.85	2.750	12.59	71.90	35.43	1.395	Z	BD	BG										
LC 105J 10							76.20	3.000	11.47	65.50	38.38	1.511	BA	BE	BH										
LC 105J 11							88.90	3.500	9.72	55.50	44.27	1.743	BB	BF	BJ										
LC 105J 12	101.60	4.000	8.44	48.20	50.17	1.975	BC	BG	BK																
LC 112J 0	18.30	0.720	19.00	0.748	1.40	0.055	14.70	0.579	57.82	13.00	15.50	0.610	5.46	31.20	4.90	0.193	L	N	SPECIAL						
LCM140J 02											19.00	0.748	4.28	24.45	5.49	0.216	L	N	SPECIAL						
LCM140J 03											22.00	0.866	3.61	20.60	5.99	0.236	M	P	SPECIAL						
LCM140J 04											25.00	0.984	3.12	17.80	6.48	0.255	M	P	SPECIAL						
LCM140J 05											30.00	1.181	2.56	14.60	7.32	0.288	M	P	SPECIAL						
LCM140J 06											35.00	1.378	2.15	12.30	8.15	0.321	N	Q	SPECIAL						
LCM140J 07					40.00	1.575	1.87	10.70	8.97	0.353	N	Q	SPECIAL												
LCM140J 08					45.00	1.772	1.65	9.40	9.80	0.386	N	Q	SPECIAL												
LCM140J 09					50.00	1.969	1.47	8.40	10.64	0.419	P	R	SPECIAL												
LCM140J 10					55.00	2.165	1.33	7.60	11.46	0.451	P	R	SPECIAL												
LCM140J 11					60.00	2.362	1.21	6.90	12.29	0.484	P	R	SPECIAL												
LCM140J 12					65.00	2.559	1.12	6.40	13.13	0.517	Q	S	SPECIAL												
LCM140J 13	70.00	2.756	1.03	5.90	13.97	0.550	Q	S	SPECIAL																
LCM140J 14	80.00	3.150	0.90	5.13	15.62	0.615	R	T	SPECIAL																
LCM200J 01	2.00	0.079	13.50	0.532	172.58	38.80	22.00	0.866	13.83	79.00	9.53	0.375	Q	T	SPECIAL										
LCM200J 02							25.00	0.984	11.85	67.70	10.44	0.411	Q	T	SPECIAL										
LCM200J 03							30.00	1.181	9.58	54.70	11.99	0.472	R	U	SPECIAL										
LCM200J 04							35.00	1.378	8.04	45.90	13.51	0.532	R	U	SPECIAL										

† Indicates DIN Compression Springs meeting the design parameters outlined in Standard DIN 2098

Spring rates and maximum loads relate only to music wire. When using stainless steel multiply by 0.833

COMPRESSION SPRINGS: STANDARD SERIES



● End Coils Closed and Ground Square ● Music Wire (Plated) or Stainless Steel (Passivated)

LEE STOCK NUMBER	OUTSIDE DIAMETER		TO WORK IN HOLE DIA. MIN		NOMINAL WIRE DIAMETER		TO WORK OVER ROD DIA. MAX		APPROXIMATE LOAD AT SOLID HEIGHT		NOMINAL FREE LENGTH		SPRING RATE		APPROXIMATE SOLID HEIGHT		PRICE GROUP		
	MM	IN	MM	IN	MM	IN	MM	IN	N	LB	MM	IN	N/MM	LB/IN	MM	IN	Music Wire	302 Stainless	316 Stainless
																	M	S	S316
LCM200J 05	18.30	0.720	19.00	0.748	2.00	0.079	13.50	0.532	172.58	38.80	40.00	1.575	6.92	39.50	15.04	0.592	S	V	SPECIAL
LCM200J 06											45.00	1.772	6.08	34.70	16.59	0.653	S	V	SPECIAL
LCM200J 07											50.00	1.969	5.41	30.90	18.11	0.713	T	W	SPECIAL
LCM200J 08											55.00	2.165	4.89	27.90	19.66	0.774	T	W	SPECIAL
LCM200J 09											60.00	2.362	4.45	25.40	21.18	0.834	U	X	SPECIAL
LCM200J 10											65.00	2.559	4.08	23.30	22.71	0.894	U	X	SPECIAL
LCM200J 11											70.00	2.756	3.77	21.54	24.26	0.955	V	Y	SPECIAL
LCM200J 12											80.00	3.150	3.27	18.70	27.33	1.076	W	Z	SPECIAL
LCM200J 13											90.00	3.543	2.89	16.50	30.38	1.196	X	BA	SPECIAL
LCM200J 14											100.00	3.937	2.59	14.80	33.45	1.317	Y	BB	SPECIAL
LC 135JJ 01	19.05	0.750	19.84	0.781	3.43	0.135	11.68	0.460	968.62	217.77	22.23	0.875	147.61	843.00	15.66	0.617	U	Y	SPECIAL
LC 135JJ 02											25.40	1.000	122.33	698.65	17.44	0.687	U	Y	SPECIAL
LC 135JJ 03											38.10	1.500	72.60	414.65	24.55	0.966	V	Z	SPECIAL
LC 135JJ 04											44.45	1.750	60.34	344.61	28.10	1.106	W	BA	SPECIAL
LC 135JJ 05											50.80	2.000	51.62	294.81	31.65	1.246	X	BB	SPECIAL
LC 135JJ 06											57.15	2.250	45.10	257.58	35.21	1.386	Y	BC	SPECIAL
LC 135JJ 07											63.50	2.500	40.05	228.71	38.76	1.526	Z	BD	SPECIAL
LC 135JJ 08											76.20	3.000	32.71	186.82	45.87	1.806	BA	BE	SPECIAL
LC 135JJ 09											88.90	3.500	27.65	157.90	52.98	2.086	BB	BF	SPECIAL
LC 135JJ 10											95.25	3.750	25.66	146.56	56.53	2.226	BC	BG	SPECIAL
LC 135JJ 11											101.60	4.000	23.94	136.73	60.08	2.366	BD	BH	SPECIAL
LC 135JK 01	20.65	0.813	21.44	0.844	3.43	0.135	13.28	0.523	760.48	170.97	22.23	0.875	112.64	643.31	15.47	0.609	U	Y	SPECIAL
LC 135JK 02											25.40	1.000	93.36	533.16	17.21	0.678	U	Y	SPECIAL
LC 135JK 03											38.10	1.500	55.41	316.43	24.16	0.951	V	Z	SPECIAL
LC 135JK 04											44.45	1.750	46.05	262.98	27.64	1.088	W	BA	SPECIAL
LC 135JK 05											50.80	2.000	39.39	224.97	31.11	1.225	X	BB	SPECIAL
LC 135JK 06											57.15	2.250	34.42	196.57	34.59	1.362	Y	BC	SPECIAL
LC 135JK 07											63.50	2.500	30.56	174.53	38.06	1.499	Z	BD	SPECIAL
LC 135JK 08											76.20	3.000	24.96	142.57	45.02	1.772	BA	BE	SPECIAL
LC 135JK 09											88.90	3.500	21.10	120.50	51.97	2.046	BB	BF	SPECIAL
LC 135JK 10											95.25	3.750	19.58	111.84	55.44	2.183	BC	BG	SPECIAL
LC 135JK 11											101.60	4.000	18.27	104.34	58.92	2.320	BD	BH	SPECIAL
LC 162JK 01					4.11	0.162	11.91	0.469	1511.04	339.71	34.93	1.375	157.82	901.30	25.35	0.998	V	Z	SPECIAL
LC 162JK 02											38.10	1.500	141.04	805.50	27.36	1.077	W	BA	SPECIAL
LC 162JK 03											44.45	1.750	116.32	664.28	31.37	1.235	X	BB	SPECIAL
LC 162JK 04											50.80	2.000	98.97	565.19	35.38	1.393	Y	BC	SPECIAL
LC 162JK 05											57.15	2.250	86.12	491.83	39.40	1.551	Z	BD	SPECIAL
LC 162JK 06											69.85	2.750	68.37	390.46	47.43	1.867	BA	BE	SPECIAL
LC 162JK 07											76.20	3.000	61.98	353.99	51.44	2.025	BB	BF	SPECIAL
LC 162JK 08											82.55	3.250	56.69	323.74	55.46	2.183	BC	BG	SPECIAL
LC 162JK 09											88.90	3.500	52.22	298.26	59.47	2.341	BD	BH	SPECIAL
LC 050K 01											21.46	0.845	22.23	0.875	1.27	0.050	18.19	0.716	31.14
LC 050K 02	22.23	0.875	1.91	10.90	4.95	0.195	Q	T	X										
LC 050K 03	25.40	1.000	1.65	9.40	5.33	0.210	R	U	Y										
LC 050K 04	31.75	1.250	1.28	7.30	6.02	0.237	R	U	Y										
LC 050K 05	38.10	1.500	1.05	6.00	6.73	0.265	R	U	Y										
LC 050K 06	50.80	2.000	0.77	4.40	8.13	0.320	S	V	Z										
LC 050K 07	63.50	2.500	0.61	3.50	9.53	0.375	T	W	BA										
LC 050K 08	76.20	3.000	0.51	2.90	10.95	0.431	U	X	BB										
LC 050K 09	88.90	3.500	0.44	2.50	12.34	0.486	V	Y	BC										
LC 050K 10	101.60	4.000	0.39	2.20	13.74	0.541	W	Z	BD										
LC 055K 01					1.40	0.055	17.98	0.708	44.48	10.00	19.05	0.750	3.17	18.10	4.98	0.196	Q	T	X
LC 055K 02											22.23	0.875	2.64	15.10	5.54	0.218	Q	T	X
LC 055K 03											25.40	1.000	2.28	13.00	6.05	0.238	R	U	Y
LC 055K 04											31.75	1.250	1.77	10.10	6.88	0.271	R	U	Y
LC 055K 05											38.10	1.500	1.45	8.30	7.72	0.304	R	U	Y
LC 055K 06											50.80	2.000	1.07	6.10	9.40	0.370	S	V	Z
LC 055K 07											63.50	2.500	0.84	4.80	11.10	0.437	T	W	BA
LC 055K 08											76.20	3.000	0.70	4.00	12.78	0.503	U	X	BB
LC 055K 09											88.90	3.500	0.60	3.40	14.45	0.569	V	Y	BC
LC 055K 10											101.60	4.000	0.53	3.00	16.15	0.636	W	Z	BD

† Indicates DIN Compression Springs meeting the design parameters outlined in Standard DIN 2098



COMPRESSION SPRINGS: STANDARD SERIES

● End Coils Closed and Ground Square ● Music Wire (Plated) or Stainless Steel (Passivated)

LEE STOCK NUMBER	OUTSIDE DIAMETER		TO WORK IN HOLE DIA. MIN		NOMINAL WIRE DIAMETER		TO WORK OVER ROD DIA. MAX		APPROXIMATE LOAD AT SOLID HEIGHT		NOMINAL FREE LENGTH		SPRING RATE		APPROXIMATE SOLID HEIGHT		PRICE GROUP		
	MM	IN	MM	IN	MM	IN	MM	IN	N	LB	MM	IN	N/MM	LB/IN	MM	IN	Music Wire	302 Stainless	316 Stainless
																	M	S	S316
LC 067K 01	21.46	0.845	22.23	0.875	1.70	0.067	17.48	0.688	71.17	16.00	19.05	0.750	5.99	34.20	6.86	0.270	Q	T	X
LC 067K 02											22.23	0.875	4.97	28.40	7.49	0.295	Q	T	X
LC 067K 03											25.40	1.000	4.25	24.30	8.15	0.321	R	U	Y
LC 067K 04											31.75	1.250	3.31	18.90	9.45	0.372	R	U	Y
LC 067K 05											38.10	1.500	2.70	15.40	10.74	0.423	R	U	Y
LC 067K 06											50.80	2.000	1.98	11.30	13.36	0.526	S	V	Z
LC 067K 07											63.50	2.500	1.56	8.90	15.95	0.628	T	W	BA
LC 067K 08											76.20	3.000	1.28	7.30	18.54	0.730	U	X	BB
LC 067K 09											88.90	3.500	1.10	6.30	21.13	0.832	V	Y	BC
LC 067K 10											101.60	4.000	0.96	5.50	23.72	0.934	W	Z	BD
LC 072K 01											21.46	0.845	22.23	0.875	1.83	0.072	17.20	0.677	102.30
LC 072K 02	25.40	1.000	6.11	34.90	8.48	0.334	R	U	Y										
LC 072K 03	31.75	1.250	4.71	26.90	9.86	0.388	R	U	Y										
LC 072K 04	38.10	1.500	3.82	21.80	11.23	0.442	R	U	Y										
LC 072K 05	44.45	1.750	3.22	18.40	12.60	0.496	S	V	Z										
LC 072K 06	50.80	2.000	2.80	16.00	13.89	0.547	S	V	Z										
LC 072K 07	63.50	2.500	2.19	12.50	16.71	0.658	T	W	BA										
LC 072K 08	76.20	3.000	1.82	10.40	19.28	0.759	U	Y	BC										
LC 072K 09	88.90	3.500	1.54	8.80	21.97	0.865	V	Z	BD										
LC 075K 01	21.46	0.845	22.23	0.875	1.91	0.075	17.12	0.674	93.68	21.06	22.35	0.880	7.02	40.10	9.01	0.355	Q	T	V
LC 075K 02											25.40	1.000	6.03	34.44	9.85	0.388	R	U	W
LC 075K 03											31.75	1.250	4.66	26.61	11.59	0.456	R	U	W
LC 075K 04											38.10	1.500	3.80	21.68	13.33	0.525	R	U	W
LC 075K 05											44.45	1.750	3.20	18.30	15.07	0.593	S	V	X
LC 075K 06											50.80	2.000	2.77	15.82	16.81	0.662	S	V	X
LC 075K 07											57.15	2.250	2.44	13.94	18.56	0.731	T	W	Y
LC 075K 08											63.50	2.500	2.18	12.46	20.30	0.799	T	W	Y
LC 075K 09											69.85	2.750	1.97	11.26	22.04	0.868	U	Y	BA
LC 075K 10											76.20	3.000	1.80	10.27	23.78	0.936	U	Y	BA
LC 075K 11											88.90	3.500	1.53	8.74	27.27	1.074	V	Z	BB
LC 080K 001	21.46	0.845	22.23	0.875	2.03	0.080	16.84	0.663	133.44	30.00	19.05	0.750	11.85	67.70	8.18	0.322	L	M	R
LC 080K 00											22.23	0.875	10.02	57.20	9.19	0.362	R	U	V
LC 080K 0											25.40	1.000	8.49	48.50	10.08	0.397	R	U	V
LC 080K 01											31.75	1.250	6.65	38.00	11.61	0.457	R	U	V
LC 080K 02											34.93	1.375	5.95	34.00	12.45	0.490	S	V	W
LC 080K 03											38.10	1.500	5.43	31.00	13.26	0.522	S	V	W
LC 080K 04											44.45	1.750	4.55	26.00	15.11	0.595	S	V	X
LC 080K 05											50.80	2.000	3.85	22.00	17.02	0.670	T	X	Y
LC 080K 06											57.15	2.250	3.41	19.50	18.36	0.723	U	Y	Z
LC 080K 07											63.50	2.500	3.06	17.50	19.96	0.786	V	Z	BA
LC 080K 08											69.85	2.750	2.71	15.50	21.97	0.865	W	BA	BB
LC 080K 09	76.20	3.000	2.54	14.50	23.62	0.930	X	BB	BC										
LC 080K 10	88.90	3.500	2.10	12.00	27.51	1.083	Y	BC	BD										
LC 085K 00	21.46	0.845	22.23	0.875	2.16	0.085	16.61	0.654	155.68	35.00	19.05	0.750	15.08	86.10	9.04	0.356	R	U	V
LC 085K 0											25.40	1.000	10.68	61.00	10.80	0.425	R	U	V
LC 085K 01											31.75	1.250	8.05	46.00	12.88	0.507	R	U	V
LC 085K 02											34.93	1.375	7.35	42.00	13.64	0.537	S	V	W
LC 085K 03											38.10	1.500	6.65	38.00	14.71	0.579	S	V	W
LC 085K 04											44.45	1.750	5.60	32.00	16.89	0.665	S	V	W
LC 085K 05											50.80	2.000	4.73	27.00	18.69	0.736	T	X	Y
LC 085K 06											57.15	2.250	4.20	24.00	20.85	0.821	U	Y	Z
LC 085K 07											63.50	2.500	3.76	21.50	22.81	0.898	V	Z	BA
LC 085K 08											69.85	2.750	3.41	19.50	24.41	0.961	W	BA	BB
LC 085K 09											76.20	3.000	3.15	18.00	26.04	1.025	X	BB	BC
LC 085K 10	88.90	3.500	2.63	15.00	30.23	1.190	Y	BC	BD										
LC 085K 11	101.60	4.000	2.28	13.00	34.11	1.343	Z	BD	BE										
LC 091K 00	21.46	0.845	22.23	0.875	2.31	0.091	16.31	0.642	186.82	42.00	22.23	0.875	16.28	93.00	10.59	0.417	R	X	Y
LC 091K 0A											25.40	1.000	13.83	79.00	11.63	0.458	R	X	Y
LC 091K 0											31.75	1.250	10.58	60.40	13.82	0.544	S	Y	Z
LC 091K 01											38.10	1.500	8.58	49.00	16.43	0.647	S	Y	Z
LC 091K 02											44.45	1.750	7.18	41.00	18.54	0.730	T	Y	Z

† Indicates DIN Compression Springs meeting the design parameters outlined in Standard DIN 2098

Spring rates and maximum loads relate only to music wire. When using stainless steel multiply by 0.833

COMPRESSION SPRINGS: STANDARD SERIES



● End Coils Closed and Ground Square ● Music Wire (Plated) or Stainless Steel (Passivated)

LEE STOCK NUMBER	OUTSIDE DIAMETER		TO WORK IN HOLE DIA. MIN		NOMINAL WIRE DIAMETER		TO WORK OVER ROD DIA. MAX		APPROXIMATE LOAD AT SOLID HEIGHT		NOMINAL FREE LENGTH		SPRING RATE		APPROXIMATE SOLID HEIGHT		PRICE GROUP								
	MM	IN	MM	IN	MM	IN	MM	IN	N	LB	MM	IN	N/MM	LB/IN	MM	IN	Music Wire	302 Stainless	316 Stainless						
																	M	S	S316						
LC 091K 03	21.46	0.845	22.23	0.875	2.31	0.091	16.31	0.642	186.82	42.00	50.80	2.000	6.13	35.00	20.83	0.820	U	Z	BA						
LC 091K 04											57.15	2.250	5.43	31.00	23.11	0.910	V	Z	BA						
LC 091K 05											63.50	2.500	4.90	28.00	24.77	0.975	W	BA	BB						
LC 091K 06											69.85	2.750	4.38	25.00	27.43	1.080	X	BA	BB						
LC 091K 07											76.20	3.000	4.03	23.00	30.10	1.185	Z	BC	BD						
LC 091K 08											88.90	3.500	3.41	19.50	33.07	1.302	BA	BD	BE						
LC 098K 00											2.49	0.098	15.98	0.629	222.40	50.00	25.40	1.000	17.86	102.00	13.21	0.520	S	V	Z
LC 098K 0																	31.75	1.250	13.66	78.00	15.67	0.617	R	U	Z
LC 098K 01	38.10	1.500	11.38	65.00	18.54	0.730	S	V	Z																
LC 098K 02	44.45	1.750	9.46	54.00	20.68	0.814	T	W	Z																
LC 098K 03	50.80	2.000	8.05	46.00	23.29	0.917	U	X	Z																
LC 098K 04	57.15	2.250	7.00	40.00	25.65	1.010	V	Y	BA																
LC 098K 05	63.50	2.500	6.30	36.00	28.19	1.110	W	Z	BB																
LC 098K 06	69.85	2.750	5.69	32.50	30.99	1.220	X	BA	BC																
LC 098K 07	76.20	3.000	5.17	29.50	33.53	1.320	Y	BC	BD																
LC 098K 08	88.90	3.500	4.47	25.50	37.39	1.472	Z	BD	BE																
LC 100K 01	2.54	0.100	15.85	0.624	266.88	60.00	25.40	1.000	21.83	124.70							12.73	0.501	U	Y	BA				
LC 100K 02							31.75	1.250	16.63	95.00							15.04	0.592	U	Y	BA				
LC 100K 03							38.10	1.500	13.43	76.70							17.35	0.683	V	Z	BB				
LC 100K 04							44.45	1.750	11.28	64.40							19.66	0.774	V	Z	BB				
LC 100K 05							50.80	2.000	9.70	55.40							21.97	0.865	W	BA	BC				
LC 100K 06							57.15	2.250	8.53	48.70							24.26	0.955	W	BA	BC				
LC 100K 07							63.50	2.500	7.60	43.40	26.57	1.046	X	BB	BD										
LC 100K 08							69.85	2.750	6.85	39.10	28.88	1.137	X	BB	BD										
LC 100K 09							76.20	3.000	6.23	35.60	31.19	1.228	Y	BD	BF										
LC 100K 10							88.90	3.500	5.29	30.20	35.81	1.410	Z	BE	BG										
LCM160K 01†	21.60	0.850	22.60	0.890	1.60	0.063	17.50	0.689	94.88	21.33	48.00	1.890	2.42	13.82	8.79	0.346	S	V	SPECIAL						
LCM160K 02†											73.50	2.894	1.54	8.80	11.99	0.472	U	X	SPECIAL						
LCM160K 03†											110.00	4.331	1.00	5.69	16.79	0.661	W	Z	SPECIAL						
LCM160K 04†											165.00	6.496	0.68	3.87	23.19	0.913	BB	BD	SPECIAL						
LCM160K 05†											240.00	9.449	0.46	2.62	32.79	1.291	BD	BH	SPECIAL						
LCM200KK 01†	22.00	0.866	22.90	0.902	2.00	0.079	17.10	0.673	177.28	39.86	41.00	1.614	5.91	33.75	11.00	0.433	U	W	SPECIAL						
LCM200KK 02†											62.00	2.441	3.76	21.48	15.01	0.591	W	Y	SPECIAL						
LCM200KK 03†											94.00	3.701	2.43	13.90	21.01	0.827	BA	BC	SPECIAL						
LCM200KK 04†											135.00	5.315	1.65	9.45	29.01	1.142	BC	BE	SPECIAL						
LCM200KK 05†											200.00	7.874	1.10	6.27	41.00	1.614	BE	BG	SPECIAL						
LC 092KK 01	22.23	0.875	23.01	0.906	2.34	0.092	17.04	0.671	166.07	37.34	22.23	0.875	14.96	85.41	11.12	0.438	U	W	SPECIAL						
LC 092KK 02											25.40	1.000	12.66	72.33	12.26	0.483	U	W	SPECIAL						
LC 092KK 03											38.10	1.500	7.85	44.85	16.82	0.662	V	X	SPECIAL						
LC 092KK 04											44.45	1.750	6.60	37.69	19.11	0.752	V	X	SPECIAL						
LC 092KK 05											50.80	2.000	5.69	32.50	21.39	0.842	W	Y	SPECIAL						
LC 092KK 06											63.50	2.500	4.46	25.48	25.96	1.022	X	Z	SPECIAL						
LC 092KK 07											69.85	2.750	4.03	23.00	28.24	1.112	Y	BA	SPECIAL						
LC 092KK 08											77.80	3.063	3.59	20.50	31.09	1.224	Z	BB	SPECIAL						
LC 092KK 09											88.90	3.500	3.12	17.80	35.09	1.381	BA	BC	SPECIAL						
LC 092KK 10											101.60	4.000	2.71	15.47	39.65	1.561	BB	BD	SPECIAL						
LC 120KK 01	3.05	0.120	15.60	0.614	458.52	103.08	38.10	1.500	26.37	150.62	20.71	0.816	U	W	SPECIAL										
LC 120KK 02							50.80	2.000	18.88	107.83	26.44	1.041	V	X	SPECIAL										
LC 120KK 03							57.15	2.250	16.53	94.42	29.31	1.154	V	X	SPECIAL										
LC 120KK 04							63.50	2.500	14.70	83.97	32.17	1.267	W	Y	SPECIAL										
LC 120KK 05							76.20	3.000	12.04	68.76	37.90	1.492	X	Z	SPECIAL										
LC 120KK 06							88.90	3.500	10.19	58.21	43.63	1.718	Y	BA	SPECIAL										
LC 120KK 07							101.60	4.000	8.84	50.47	49.36	1.943	Z	BB	SPECIAL										
LC 120KK 08							114.30	4.500	7.80	44.55	55.09	2.169	BA	BC	SPECIAL										
LC 120KK 09							127.00	5.000	6.98	39.87	60.82	2.394	BB	BD	SPECIAL										
LC 120KK 10							139.70	5.500	6.32	36.08	66.55	2.620	BC	BE	SPECIAL										
LC 148KK 01	3.76	0.148	14.20	0.559	932.44	209.63	25.40	1.000	121.73	695.21	17.74	0.698	U	W	SPECIAL										
LC 148KK 02							38.10	1.500	71.18	406.50	24.84	0.978	V	X	SPECIAL										
LC 148KK 03							50.80	2.000	50.29	287.22	31.94	1.258	W	Y	SPECIAL										
LC 148KK 04							57.15	2.250	43.86	250.47	35.49	1.397	X	Z	SPECIAL										
LC 148KK 05							63.50	2.500	38.88	222.06	39.04	1.537	Y	BA	SPECIAL										

† Indicates DIN Compression Springs meeting the design parameters outlined in Standard DIN 2098



COMPRESSION SPRINGS: STANDARD SERIES

● End Coils Closed and Ground Square ● Music Wire (Plated) or Stainless Steel (Passivated)

LEE STOCK NUMBER	OUTSIDE DIAMETER		TO WORK IN HOLE DIA. MIN		NOMINAL WIRE DIAMETER		TO WORK OVER ROD DIA. MAX		APPROXIMATE LOAD AT SOLID HEIGHT		NOMINAL FREE LENGTH		SPRING RATE		APPROXIMATE SOLID HEIGHT		PRICE GROUP												
	MM	IN	MM	IN	MM	IN	MM	IN	N	LB	MM	IN	N/MM	LB/IN	MM	IN	Music Wire	302 Stainless	316 Stainless										
																	M	S	S316										
LC 148KK 06	22.23	0.875	23.01	0.906	3.76	0.148	14.20	0.559	932.44	209.63	69.85	2.750	34.92	199.44	42.59	1.677	Z	BB	SPECIAL										
LC 148KK 07											76.20	3.000	31.69	181.00	46.14	1.817	BA	BC	SPECIAL										
LC 148KK 08											88.90	3.500	26.75	152.75	53.24	2.096	BB	BD	SPECIAL										
LC 148KK 09											101.60	4.000	23.14	132.13	60.34	2.376	BC	BE	SPECIAL										
LC 148KK 10											114.30	4.500	20.38	116.42	67.44	2.655	BD	BF	SPECIAL										
LC 148KK 11											127.00	5.000	18.22	104.04	74.54	2.935	BE	BG	SPECIAL										
LC 148KK 12											139.70	5.500	16.47	94.05	81.64	3.214	BF	BH	SPECIAL										
LC 148KK 13											152.40	6.000	15.02	85.80	88.74	3.494	BG	BJ	SPECIAL										
LC 105KL 01											23.01	0.906	23.83	0.938	2.67	0.105	17.02	0.670	259.24	58.28	22.23	0.875	25.27	144.30	11.97	0.471	U	W	SPECIAL
LC 105KL 02																					25.40	1.000	21.27	121.47	13.18	0.519	U	W	SPECIAL
LC 105KL 03																					31.75	1.250	16.16	92.27	15.62	0.615	V	X	SPECIAL
LC 105KL 04																					38.10	1.500	13.03	74.39	18.05	0.711	V	X	SPECIAL
LC 105KL 05																					44.45	1.750	10.91	62.31	20.48	0.806	W	Y	SPECIAL
LC 105KL 06	50.80	2.000	9.39	53.61	22.91	0.902	W	Y	SPECIAL																				
LC 105KL 07	57.15	2.250	8.24	47.04	25.35	0.998	X	Z	SPECIAL																				
LC 105KL 08	63.50	2.500	7.34	41.90	27.78	1.094	X	Z	SPECIAL																				
LC 105KL 09	69.85	2.750	6.62	37.78	30.21	1.190	Y	BA	SPECIAL																				
LC 105KL 10	76.20	3.000	6.02	34.39	32.65	1.285	Y	BA	SPECIAL																				
LC 105KL 11	88.90	3.500	5.11	29.17	37.51	1.477	Z	BB	SPECIAL																				
LC 105KL 12	101.60	4.000	4.43	25.32	42.38	1.669	BA	BC	SPECIAL																				
LC 080KM 01	23.83	0.938	24.61	0.969	2.03	0.080	18.92	0.745	156.73	35.24	19.05	0.750	12.94	73.91	6.94	0.273	R	U	SPECIAL										
LC 080KM 02											25.40	1.000	9.09	51.91	8.11	0.319	R	U	SPECIAL										
LC 080KM 03											31.75	1.250	7.01	40.01	9.27	0.365	R	U	SPECIAL										
LC 080KM 04											38.10	1.500	5.70	32.54	10.44	0.411	S	V	SPECIAL										
LC 080KM 05											44.45	1.750	4.80	27.43	11.61	0.457	S	V	SPECIAL										
LC 080KM 06											50.80	2.000	4.15	23.70	12.78	0.503	T	W	SPECIAL										
LC 080KM 07											57.15	2.250	3.65	20.86	13.94	0.549	U	X	SPECIAL										
LC 080KM 08											63.50	2.500	3.26	18.64	15.11	0.595	V	Y	SPECIAL										
LC 080KM 09											69.85	2.750	2.95	16.84	16.28	0.641	W	Z	SPECIAL										
LC 080KM 10											74.61	2.938	2.75	15.70	17.15	0.675	X	BA	SPECIAL										
LC 080KM 11											76.20	3.000	2.69	15.35	17.44	0.687	X	BA	SPECIAL										
LC 080KM 12											88.90	3.500	2.29	13.06	19.78	0.779	Y	BB	SPECIAL										
LC 080KM 13											101.60	4.000	1.99	11.36	22.11	0.871	Z	BC	SPECIAL										
LC 063L 01	24.64	0.970	25.40	1.000	1.60	0.063	20.55	0.809	62.27	14.00	19.05	0.750	4.48	25.60	5.33	0.210	U	X	BB										
LC 063L 02											25.40	1.000	3.20	18.30	6.22	0.245	U	X	BB										
LC 063L 03											31.75	1.250	2.49	14.20	7.01	0.276	V	Y	BC										
LC 063L 04											38.10	1.500	2.03	11.60	7.80	0.307	V	Y	BC										
LC 063L 05											44.45	1.750	1.73	9.90	8.61	0.339	W	Z	BD										
LC 063L 06											50.80	2.000	1.49	8.50	9.40	0.370	W	Z	BD										
LC 063L 07											57.15	2.250	1.31	7.50	10.19	0.401	X	BA	BE										
LC 063L 08											63.50	2.500	1.17	6.70	10.97	0.432	X	BA	BE										
LC 063L 09											69.85	2.750	1.07	6.10	11.76	0.463	Y	BB	BF										
LC 063L 10											76.20	3.000	0.97	5.56	12.57	0.495	Z	BC	BG										
LC 063L 11											88.90	3.500	0.82	4.70	14.15	0.557	BA	BD	BH										
LC 063L 12											101.60	4.000	0.72	4.10	15.72	0.619	BB	BE	BJ										
LC 072L 01					1.83	0.072	20.17	0.794	88.96	20.00	19.05	0.750	6.92	39.50	6.22	0.245	U	X	BB										
LC 072L 02											25.40	1.000	4.90	28.00	7.54	0.297	U	X	BB										
LC 072L 03											31.75	1.250	3.78	21.60	8.61	0.339	V	Y	BC										
LC 072L 04											38.10	1.500	3.10	17.70	9.68	0.381	V	Y	BC										
LC 072L 05											44.45	1.750	2.61	14.90	10.74	0.423	W	Z	BD										
LC 072L 06											50.80	2.000	2.26	12.90	11.81	0.465	W	Z	BD										
LC 072L 07											57.15	2.250	2.00	11.40	12.88	0.507	X	BA	BE										
LC 072L 08											63.50	2.500	1.79	10.20	13.92	0.548	X	BA	BE										
LC 072L 09											69.85	2.750	1.61	9.20	14.99	0.590	Y	BB	BF										
LC 072L 10											76.20	3.000	1.47	8.40	16.05	0.632	Z	BC	BG										
LC 072L 11											88.90	3.500	1.24	7.10	18.19	0.716	BA	BD	BH										
LC 072L 12											101.60	4.000	1.09	6.20	20.32	0.800	BB	BE	BJ										
LC 080L 01					2.03	0.080	19.79	0.779	133.44	30.00	19.05	0.750	10.59	60.50	6.86	0.270	U	Y	Z										
LC 080L 02											25.40	1.000	7.63	43.60	8.38	0.330	U	Y	Z										
LC 080L 03											31.75	1.250	5.94	33.90	9.55	0.376	V	X	BA										
LC 080L 04											38.10	1.500	4.83	27.60	10.74	0.423	V	X	BA										

† Indicates DIN Compression Springs meeting the design parameters outlined in Standard DIN 2098

Spring rates and maximum loads relate only to music wire. When using stainless steel multiply by 0.833

COMPRESSION SPRINGS: STANDARD SERIES



● End Coils Closed and Ground Square ● Music Wire (Plated) or Stainless Steel (Passivated)

LEE STOCK NUMBER	OUTSIDE DIAMETER		TO WORK IN HOLE DIA. MIN		NOMINAL WIRE DIAMETER		TO WORK OVER ROD DIA. MAX		APPROXIMATE LOAD AT SOLID HEIGHT		NOMINAL FREE LENGTH		SPRING RATE		APPROXIMATE SOLID HEIGHT		PRICE GROUP								
	MM	IN	MM	IN	MM	IN	MM	IN	N	LB	MM	IN	N/MM	LB/IN	MM	IN	Music Wire	302 Stainless	316 Stainless						
																	M	S	S316						
LC 080L 05	24.64	0.970	25.40	1.000	2.03	0.080	19.79	0.779	133.44	30.00	44.45	1.750	4.06	23.20	11.94	0.470	W	Z	BB						
LC 080L 06											50.80	2.000	3.52	20.10	13.13	0.517	W	Z	BB						
LC 080L 07											57.15	2.250	3.10	17.70	14.35	0.565	X	BA	BC						
LC 080L 08											63.50	2.500	2.77	15.80	15.54	0.612	X	BA	BC						
LC 080L 09											69.85	2.750	2.50	14.30	16.74	0.659	Y	BB	BD						
LC 080L 10											76.20	3.000	2.28	13.00	17.93	0.706	Z	BC	BE						
LC 080L 11											88.90	3.500	1.94	11.10	20.32	0.800	BA	BD	BF						
LC 080L 12											101.60	4.000	1.70	9.70	22.68	0.893	BB	BE	BG						
LC 085L 0											2.16	0.085	19.53	0.769	169.02	38.00	22.23	0.875	11.82	67.50	7.92	0.312	U	Y	Z
LC 085L 01																	25.40	1.000	10.05	57.40	8.56	0.337	U	Y	Z
LC 085L 02																	31.75	1.250	7.72	44.10	9.86	0.388	V	X	BA
LC 085L 03																	38.10	1.500	6.27	35.80	11.13	0.438	V	X	BA
LC 085L 04	44.45	1.750	5.29	30.20	12.40	0.488	W	Z	BB																
LC 085L 05	50.80	2.000	4.57	26.10	13.69	0.539	W	Z	BB																
LC 085L 06	57.15	2.250	4.01	22.90	14.96	0.589	X	BA	BC																
LC 085L 07	63.50	2.500	3.59	20.50	16.23	0.639	X	BA	BC																
LC 085L 08	69.85	2.750	3.24	18.50	17.53	0.690	Y	BB	BD																
LC 085L 09	76.20	3.000	2.94	16.80	18.80	0.740	Z	BC	BE																
LC 085L 10	88.90	3.500	2.50	14.30	21.36	0.841	BA	BD	BF																
LC 085L 11	101.60	4.000	2.19	12.50	23.90	0.941	BB	BE	BG																
LC 092L 01	2.34	0.092	19.28	0.759	153.55	34.52	22.23	0.875	12.61	72.00	10.11	0.398	U	Y	Z										
LC 092L 02							25.40	1.000	10.68	61.00	11.07	0.436	U	Y	Z										
LC 092L 03							31.75	1.250	8.18	46.70	13.00	0.512	V	X	BA										
LC 092L 04							38.10	1.500	6.62	37.80	14.94	0.588	V	X	BA										
LC 092L 05							50.80	2.000	4.80	27.40	18.77	0.739	W	Z	BB										
LC 092L 06							63.50	2.500	3.76	21.50	22.58	0.889	X	BA	BC										
LC 092L 07							76.20	3.000	3.10	17.70	26.42	1.040	Z	BC	BD										
LC 092L 08							88.90	3.500	2.63	15.00	30.30	1.193	BA	BC	BE										
LC 092L 09							101.60	4.000	2.28	13.00	34.21	1.347	BB	BD	BF										
LC 095L 001	2.41	0.095	19.10	0.752	204.61	46.00	22.23	0.875	15.93	91.00	9.65	0.380	V	X	Z										
LC 095L 00							25.40	1.000	13.43	76.70	10.59	0.417	V	X	Z										
LC 095L 0							31.75	1.250	10.21	58.30	12.32	0.485	U	Y	BA										
LC 095L 01							38.10	1.500	8.28	47.30	14.02	0.552	V	X	BA										
LC 095L 02							44.45	1.750	6.95	39.70	15.70	0.618	W	Z	BA										
LC 095L 03							50.80	2.000	6.01	34.30	17.40	0.685	W	Z	BA										
LC 095L 04							57.15	2.250	5.27	30.10	19.08	0.751	X	BA	BB										
LC 095L 05							63.50	2.500	5.18	29.60	20.75	0.817	X	BA	BB										
LC 095L 06							69.85	2.750	4.25	24.30	22.45	0.884	Y	BB	BC										
LC 095L 07	76.20	3.000	3.87	22.10	24.16	0.951	Z	BC	BD																
LC 095L 08	88.90	3.500	3.29	18.80	27.64	1.088	BA	BD	BE																
LC 095L 09	101.60	4.000	2.84	16.20	31.04	1.222	BB	BE	BF																
LC 105L 00	2.67	0.105	18.62	0.733	257.98	58.00	22.23	0.875	23.38	133.50	11.05	0.435	U	W	BA										
LC 105L 0A							25.40	1.000	19.70	112.50	12.09	0.476	U	W	BA										
LC 105L 0							31.75	1.250	14.88	85.00	13.87	0.546	V	Y	BB										
LC 105L 01							38.10	1.500	12.08	69.00	16.51	0.650	V	Y	BC										
LC 105L 02							44.45	1.750	9.98	57.00	18.92	0.745	W	Z	BD										
LC 105L 03							50.80	2.000	8.58	49.00	20.83	0.820	X	BA	BE										
LC 105L 04							57.15	2.250	7.53	43.00	22.99	0.905	Y	BB	BF										
LC 105L 05							63.50	2.500	6.65	38.00	25.40	1.000	Y	BB	BG										
LC 105L 06							69.85	2.750	5.95	34.00	27.43	1.080	Z	BC	BH										
LC 105L 07	76.20	3.000	5.43	31.00	29.72	1.170	BA	BD	BJ																
LC 105L 08	88.90	3.500	4.73	27.00	33.66	1.325	BB	BE	BK																
LC 105L 09	101.60	4.000	4.10	23.40	36.32	1.430	BC	BF	BL																
LC 112L 00	2.84	0.112	18.29	0.720	289.12	65.00	22.23	0.875	28.98	165.50	12.19	0.480	U	W	BA										
LC 112L 0A							25.40	1.000	24.34	139.00	13.41	0.528	U	W	BA										
LC 112L 0							31.75	1.250	18.39	105.00	15.37	0.605	V	Y	BB										
LC 112L 01							38.10	1.500	14.88	85.00	18.59	0.732	V	Y	BC										
LC 112L 02							44.45	1.750	12.43	71.00	21.46	0.845	W	Z	BD										
LC 112L 03							50.80	2.000	10.68	61.00	24.05	0.947	X	BA	BE										
LC 112L 04							57.15	2.250	9.46	54.00	26.29	1.035	Y	BB	BE										
LC 112L 05							63.50	2.500	8.23	47.00	29.13	1.147	Z	BC	BE										

† Indicates DIN Compression Springs meeting the design parameters outlined in Standard DIN 2098



COMPRESSION SPRINGS: STANDARD SERIES

● End Coils Closed and Ground Square ● Music Wire (Plated) or Stainless Steel (Passivated)

LEE STOCK NUMBER	OUTSIDE DIAMETER		TO WORK IN HOLE DIA. MIN		NOMINAL WIRE DIAMETER		TO WORK OVER ROD DIA. MAX		APPROXIMATE LOAD AT SOLID HEIGHT		NOMINAL FREE LENGTH		SPRING RATE		APPROXIMATE SOLID HEIGHT		PRICE GROUP								
	MM	IN	MM	IN	MM	IN	MM	IN	N	LB	MM	IN	N/MM	LB/IN	MM	IN	Music Wire	302 Stainless	316 Stainless						
																	M	S	S316						
LC 112L 06	24.64	0.970	25.40	1.000	2.84	0.112	18.29	0.720	289.12	65.00	69.85	2.750	7.53	43.00	31.42	1.237	Z	BC	BF						
LC 112L 07											76.20	3.000	6.83	39.00	34.24	1.348	BA	BD	BG						
LC 112L 08					88.90	3.500	5.78	33.00	39.75	1.565	BB	BE	BH												
LC 112L 09					101.60	4.000	5.01	28.64	41.50	1.634	BC	BF	BJ												
LC 115L 01					2.92	0.115	18.14	0.714	320.26	72.00	44.45	1.750	13.66	78.00	21.29	0.838	X	BA	SPECIAL						
LC 115L 02											50.80	2.000	11.91	68.00	23.62	0.930	Y	BB	SPECIAL						
LC 115L 03											57.15	2.250	10.33	59.00	26.54	1.045	Z	BC	SPECIAL						
LC 115L 04											63.50	2.500	9.11	52.00	28.70	1.130	Z	BC	SPECIAL						
LC 115L 05											76.20	3.000	7.53	43.00	33.78	1.330	BA	BD	SPECIAL						
LC 115L 06											88.90	3.500	6.30	36.00	38.61	1.520	BB	BE	SPECIAL						
LC 115L 07											101.60	4.000	5.60	32.00	43.94	1.730	BC	BF	SPECIAL						
LC 120L 0											3.05	0.120	17.88	0.704	355.84	80.00	38.10	1.500	19.91	113.70	19.94	0.785	X	BA	BD
LC 120L 01					44.45	1.750	16.63	95.00	22.99	0.905							X	BA	BE						
LC 120L 02					50.80	2.000	14.36	82.00	25.78	1.015							Y	BB	BF						
LC 120L 03					57.15	2.250	12.43	71.00	28.78	1.133							Z	BC	BJ						
LC 120L 04					63.50	2.500	11.21	64.00	31.85	1.254							Z	BC	BK						
LC 120L 05	76.20	3.000	9.11	52.00	36.98	1.456	BA	BD	BN																
LC 120L 06	88.90	3.500	7.70	44.00	42.80	1.685	BB	BE	BQ																
LC 120L 07	101.60	4.000	6.65	38.00	48.90	1.925	BC	BF	BS																
LC 125L 00	3.18	0.125	17.63	0.694	445.02	100.05	22.23	0.875	48.33	276.00	13.44	0.529	V	X	BD										
LC 125L 0A							25.40	1.000	40.27	230.00	14.81	0.583	V	X	BD										
LC 125L 0							31.75	1.250	30.20	172.50	17.58	0.692	W	Z	BD										
LC 125L 01							38.10	1.500	24.20	138.20	19.71	0.776	X	BA	BD										
LC 125L 02							44.45	1.750	20.17	115.20	22.38	0.881	X	BA	BF										
LC 125L 03							50.80	2.000	17.28	98.70	25.07	0.987	Y	BB	BF										
LC 125L 04							57.15	2.250	15.13	86.40	27.74	1.092	Z	BC	BK										
LC 125L 05							63.50	2.500	13.45	76.80	30.40	1.197	Z	BC	BL										
LC 125L 06							76.20	3.000	11.00	62.80	35.74	1.407	BA	BD	BQ										
LC 125L 07							88.90	3.500	9.32	53.20	41.10	1.618	BB	BE	BR										
LC 125L 08							101.60	4.000	8.07	46.10	46.43	1.828	BC	BF	BU										
LC 135L 00							3.43	0.135	17.15	0.675	471.49	106.00	22.23	0.875	64.09	366.00	14.99	0.590	W	Z	BE				
LC 135L 0													25.40	1.000	53.06	303.00	16.61	0.654	X	BA	BE				
LC 135L 01													38.10	1.500	31.52	180.00	23.16	0.912	Y	BC	BE				
LC 135L 02													44.45	1.750	26.19	149.60	26.42	1.040	Z	BD	BF				
LC 135L 03													50.80	2.000	22.41	128.00	29.69	1.169	BA	BE	BG				
LC 135L 04	57.15	2.250	19.58	111.80	32.97	1.298							BB	BF	BL										
LC 135L 05	63.50	2.500	17.39	99.30	36.25	1.427							BB	BF	BM										
LC 135L 06	76.20	3.000	14.20	81.10	42.77	1.684							BC	BG	BR										
LC 135L 07	88.90	3.500	12.01	68.60	49.33	1.942							BD	BH	BS										
LC 135L 08	101.60	4.000	10.40	59.40	55.85	2.199							BE	BJ	BV										
LC 148L 01	3.76	0.148	16.51	0.650	618.27	139.00							25.40	1.000	80.37	459.00	18.21	0.717	Y	BB	BF				
LC 148L 02													38.10	1.500	47.00	268.40	25.65	1.010	Z	BC	BF				
LC 148L 03													50.80	2.000	33.20	189.60	33.10	1.303	BA	BD	BH				
LC 148L 04													63.50	2.500	25.67	146.60	40.54	1.596	BB	BE	BN				
LC 148L 05													76.20	3.000	20.92	119.50	47.98	1.889	BC	BF	BS				
LC 148L 06													88.90	3.500	17.67	100.90	55.40	2.181	BD	BG	BU				
LC 148L 07							101.60	4.000	15.27	87.20	62.89	2.476	BE	BH	BX										
LC 162L 01							4.11	0.162	15.80	0.622	818.43	184.00	38.10	1.500	72.70	415.20	27.64	1.088	BA	BD	BF				
LC 162L 02	50.80	2.000	51.01	291.30	35.79	1.409							BB	BE	BJ										
LC 162L 03	63.50	2.500	39.29	224.40	43.92	1.729							BC	BF	BQ										
LC 162L 04	76.20	3.000	31.96	182.50	52.07	2.050							BD	BG	BU										
LC 162L 05	88.90	3.500	26.91	153.70	60.22	2.371							BE	BH	BV										
LC 162L 06	101.60	4.000	23.25	132.80	68.38	2.692							BF	BJ	BZ										
LC 120LL 01	25.81	1.016	28.58	1.125	3.05	0.120							19.05	0.750	339.48	76.32	25.40	1.000	29.67	169.42	13.96	0.550	W	Z	SPECIAL
LC 120LL 02																	38.10	1.500	17.89	102.19	19.01	0.748	X	BA	SPECIAL
LC 120LL 03							50.80	2.000	12.81	73.16	24.05	0.947					Y	BB	SPECIAL						
LC 120LL 04							57.15	2.250	11.22	64.06	26.59	1.047					Z	BC	SPECIAL						
LC 120LL 05							65.09	2.563	9.71	55.44	29.74	1.171					Z	BC	SPECIAL						
LC 120LL 06							69.85	2.750	8.98	51.30	31.64	1.246					BA	BD	SPECIAL						
LC 120LL 07							76.20	3.000	8.17	46.65	34.16	1.345					BA	BD	SPECIAL						
LC 120LL 08							88.90	3.500	6.92	39.50	39.22	1.544					BB	BE	SPECIAL						

† Indicates DIN Compression Springs meeting the design parameters outlined in Standard DIN 2098

Spring rates and maximum loads relate only to music wire. When using stainless steel multiply by 0.833

COMPRESSION SPRINGS: STANDARD SERIES



● End Coils Closed and Ground Square ● Music Wire (Plated) or Stainless Steel (Passivated)

LEE STOCK NUMBER	OUTSIDE DIAMETER		TO WORK IN HOLE DIA. MIN		NOMINAL WIRE DIAMETER		TO WORK OVER ROD DIA. MAX		APPROXIMATE LOAD AT SOLID HEIGHT		NOMINAL FREE LENGTH		SPRING RATE		APPROXIMATE SOLID HEIGHT		PRICE GROUP		
	MM	IN	MM	IN	MM	IN	MM	IN	N	LB	MM	IN	N/MM	LB/IN	MM	IN	Music Wire	302 Stainless	316 Stainless
																	M	S	S316
LC 120LL 09	25.81	1.016	28.58	1.125	3.05	0.120	19.05	0.750	339.48	76.32	101.60	4.000	6.00	34.24	44.27	1.743	BC	BF	SPECIAL
LC 120LL 10											114.30	4.500	5.29	30.23	49.32	1.942	BD	BG	SPECIAL
LCM200LM 01†	27.00	1.063	28.00	1.102	2.00	0.079	22.00	0.866	142.21	31.97	58.00	2.283	3.03	17.28	11.00	0.433	Z	BD	SPECIAL
LCM200LM 02†											88.50	3.484	1.93	11.00	15.01	0.591	BB	BF	SPECIAL
LCM200LM 03†											135.00	5.315	1.25	7.11	21.01	0.827	BF	BH	SPECIAL
LCM200LM 04†											195.00	7.677	0.85	4.84	29.01	1.142	BF	BK	SPECIAL
LCM200LM 05†											290.00	11.417	0.57	3.27	41.00	1.614	BH	BN	SPECIAL
LC 082M 01	27.81	1.095	28.58	1.125	2.08	0.082	22.83	0.899	111.20	25.00	22.23	0.875	7.46	42.60	7.29	0.287	U	Y	SPECIAL
LC 082M 02											25.40	1.000	6.30	36.00	8.08	0.318	U	Y	SPECIAL
LC 082M 03											31.75	1.250	4.89	27.90	9.30	0.366	V	Z	SPECIAL
LC 082M 04											38.10	1.500	3.97	22.70	10.41	0.410	W	BA	SPECIAL
LC 082M 05											44.45	1.750	3.34	19.10	11.53	0.454	X	BB	SPECIAL
LC 082M 06											50.80	2.000	2.89	16.50	12.65	0.498	Y	BC	SPECIAL
LC 082M 07											63.50	2.500	2.28	13.00	14.88	0.586	Z	BD	SPECIAL
LC 082M 08											76.20	3.000	1.87	10.70	17.12	0.674	BA	BE	SPECIAL
LC 082M 09											88.90	3.500	1.59	9.10	19.38	0.763	BB	BF	SPECIAL
LC 082M 10											101.60	4.000	1.38	7.90	21.62	0.851	BC	BG	SPECIAL
LC 082M 11											114.30	4.500	1.23	7.00	23.57	0.928	BD	BH	SPECIAL
LC 082M 12											127.00	5.000	1.10	6.27	25.83	1.017	BD	BH	SPECIAL
LC 093M 01	27.81	1.095	28.58	1.125	2.36	0.093	22.35	0.880	155.68	35.00	22.23	0.875	11.31	64.60	8.71	0.343	U	Y	Z
LC 093M 02					25.40	1.000	9.56	54.60	9.70	0.382	U	Y	Z						
LC 093M 03					31.75	1.250	7.44	42.50	11.05	0.435	V	Z	BA						
LC 093M 04					38.10	1.500	6.01	34.30	12.50	0.492	W	BA	BB						
LC 093M 05					44.45	1.750	5.06	28.90	13.92	0.548	X	BB	BC						
LC 093M 06					50.80	2.000	4.36	24.90	15.34	0.604	Y	BC	BD						
LC 093M 07					63.50	2.500	3.41	19.50	18.19	0.716	Z	BD	BE						
LC 093M 08					76.20	3.000	2.80	16.00	21.06	0.829	BA	BE	BF						
LC 093M 09					88.90	3.500	2.40	13.70	23.88	0.940	BB	BF	BG						
LC 093M 10					101.60	4.000	2.07	11.80	26.77	1.054	BC	BG	BH						
LC 093M 11					114.30	4.500	1.82	10.40	30.05	1.183	BD	BH	BJ						
LC 105M 0	27.81	1.095	28.58	1.125	2.67	0.105	21.77	0.857	200.16	45.00	22.23	0.875	17.04	97.30	10.26	0.404	U	Y	BC
LC 105M 01					25.40	1.000	14.34	81.90	11.46	0.451	U	Y	BD						
LC 105M 02					31.75	1.250	10.87	62.10	13.34	0.525	V	Z	BE						
LC 105M 03					38.10	1.500	8.76	50.00	15.19	0.598	W	BA	BF						
LC 105M 04					44.45	1.750	7.35	42.00	17.02	0.670	X	BB	BG						
LC 105M 05					50.80	2.000	6.34	36.20	18.87	0.743	Y	BC	BH						
LC 105M 06					63.50	2.500	4.94	28.20	22.61	0.890	Z	BD	BJ						
LC 105M 07					76.20	3.000	4.06	23.20	26.31	1.036	BA	BE	BK						
LC 105M 08					88.90	3.500	3.45	19.70	30.02	1.182	BB	BF	BL						
LC 105M 09					101.60	4.000	2.99	17.10	33.73	1.328	BC	BG	BM						
LC 105M 10	114.30	4.500	2.64	15.10	37.47	1.475	BD	BH	BN										
LC 112M 001	27.81	1.095	28.58	1.125	2.84	0.112	21.41	0.843	293.57	66.00	22.23	0.875	24.43	139.50	10.54	0.415	V	Z	BD
LC 112M 00					25.40	1.000	20.49	117.00	11.73	0.462	W	Z	BG						
LC 112M 0					38.10	1.500	12.47	71.20	15.44	0.608	V	Z	BG						
LC 112M 01					44.45	1.750	10.42	59.50	17.32	0.682	X	BB	BH						
LC 112M 02					50.80	2.000	8.97	51.20	19.18	0.755	Y	BC	BJ						
LC 112M 03					57.15	2.250	7.86	44.90	21.03	0.828	Z	BD	BK						
LC 112M 04					63.50	2.500	6.95	39.70	23.01	0.906	Z	BD	BL						
LC 112M 05					76.20	3.000	5.73	32.70	26.67	1.050	BA	BE	BM						
LC 112M 06	88.90	3.500	4.87	27.80	30.35	1.195	BB	BF	BN										
LC 112M 07	101.60	4.000	4.20	24.00	34.11	1.343	BC	BG	BQ										
LC 112M 08	114.30	4.500	3.71	21.20	37.85	1.490	BD	BH	BR										
LC 120M 01	27.81	1.095	28.58	1.125	3.05	0.120	21.01	0.827	346.94	78.00	25.40	1.000	26.79	153.00	12.75	0.502	V	Z	BG
LC 120M 02					38.10	1.500	16.20	92.50	16.97	0.668	W	BA	BG						
LC 120M 03					44.45	1.750	13.52	77.20	19.05	0.750	X	BB	BH						
LC 120M 04					50.80	2.000	11.61	66.30	21.16	0.833	Y	BC	BJ						
LC 120M 05					57.15	2.250	10.16	58.00	23.27	0.916	Z	BD	BK						
LC 120M 06					63.50	2.500	9.04	51.60	25.37	0.999	Z	BD	BK						
LC 120M 07					76.20	3.000	7.41	42.30	29.57	1.164	BA	BE	BL						
LC 120M 08					88.90	3.500	6.27	35.80	33.78	1.330	BB	BF	BN						

† Indicates DIN Compression Springs meeting the design parameters outlined in Standard DIN 2098



COMPRESSION SPRINGS: STANDARD SERIES

● End Coils Closed and Ground Square ● Music Wire (Plated) or Stainless Steel (Passivated)

LEE STOCK NUMBER	OUTSIDE DIAMETER		TO WORK IN HOLE DIA. MIN		NOMINAL WIRE DIAMETER		TO WORK OVER ROD DIA. MAX		APPROXIMATE LOAD AT SOLID HEIGHT		NOMINAL FREE LENGTH		SPRING RATE		APPROXIMATE SOLID HEIGHT		PRICE GROUP		
	MM	IN	MM	IN	MM	IN	MM	IN	N	LB	MM	IN	N/MM	LB/IN	MM	IN	Music Wire	302 Stainless	316 Stainless
																	M	S	S316
LC 120M 09	27.81	1.095	28.58	1.125	3.05	0.120	21.01	0.827	346.94	78.00	101.60	4.000	5.43	31.00	38.05	1.498	BC	BG	BQ
LC 120M 10											114.30	4.500	4.78	27.30	42.32	1.666	BD	BH	BR
LC 125M 00					3.18	0.125	20.75	0.817	400.32	90.00	22.23	0.875	39.22	224.00	12.17	0.479	V	X	BG
LC 125M 0A											25.40	1.000	32.66	186.50	13.28	0.523	V	X	BG
LC 125M 0B											31.75	1.250	24.51	140.00	15.52	0.611	W	Z	BH
LC 125M 0											38.10	1.500	19.61	112.00	17.15	0.675	W	BA	BJ
LC 125M 01											44.45	1.750	15.93	91.00	19.51	0.768	X	BB	BJ
LC 125M 02											50.80	2.000	13.83	79.00	21.72	0.855	Y	BC	BK
LC 125M 03											57.15	2.250	12.08	69.00	24.26	0.955	Z	BD	BK
LC 125M 04											63.50	2.500	10.68	61.00	26.52	1.044	Z	BD	BL
LC 125M 05					76.20	3.000	8.76	50.00	30.30	1.193	BA	BE	BL						
LC 125M 06					88.90	3.500	7.35	42.00	37.08	1.460	BB	BF	BN						
LC 125M 07					101.60	4.000	6.30	36.00	39.80	1.567	BC	BG	BQ						
LC 125M 08					114.30	4.500	5.60	32.00	44.58	1.755	BD	BH	BR						
LC 135M 0					3.43	0.135	20.29	0.799	444.80	100.00	38.10	1.500	24.51	140.00	19.89	0.783	Z	BD	BN
LC 135M 01											50.80	2.000	17.51	100.00	25.40	1.000	BA	BE	BN
LC 135M 02	57.15	2.250	15.41	88.00							27.89	1.098	BB	BF	BQ				
LC 135M 03	63.50	2.500	13.66	78.00							30.61	1.205	BB	BF	BR				
LC 135M 04	76.20	3.000	11.21	64.00							36.20	1.425	BC	BG	BU				
LC 135M 05	88.90	3.500	9.28	53.00							42.29	1.665	BD	BH	BV				
LC 135M 06	101.60	4.000	8.05	46.00							47.45	1.868	BE	BJ	BX				
LC 135M 07	114.30	4.500	7.00	40.00							52.40	2.063	BF	BK	BZ				
LC 135M 08	127.00	5.000	6.30	36.00	58.47	2.302	BG	BL	CB										
LC 085N 01	30.94	1.218	31.75	1.250	2.16	0.085	25.70	1.012	93.41	21.00	22.23	0.875	6.41	36.60	7.72	0.304	V	Z	BA
LC 085N 02											25.40	1.000	5.45	31.10	8.31	0.327	V	Z	BA
LC 085N 03					38.10	1.500	3.40	19.40	10.62	0.418	W	BA	BB						
LC 085N 04					50.80	2.000	2.47	14.10	12.93	0.509	X	BB	BC						
LC 085N 05					63.50	2.500	1.94	11.10	15.24	0.600	Y	BC	BD						
LC 085N 06					76.20	3.000	1.59	9.10	17.60	0.693	Z	BD	BE						
LC 085N 07					88.90	3.500	1.37	7.80	19.79	0.779	BA	BE	BF						
LC 085N 08					101.60	4.000	1.17	6.70	22.33	0.879	BB	BF	BG						
LC 085N 09					114.30	4.500	1.05	6.00	24.41	0.961	BC	BG	BH						
LC 085N 10					127.00	5.000	0.93	5.30	27.03	1.064	BD	BH	BJ						
LC 095N 01					2.41	0.095	25.20	0.992	142.34	32.00	22.23	0.875	10.44	59.60	8.56	0.337	W	BA	BB
LC 095N 02											25.40	1.000	8.83	50.40	9.22	0.363	W	BA	BB
LC 095N 03											31.75	1.250	6.74	38.50	10.54	0.415	X	BB	BC
LC 095N 04											38.10	1.500	5.45	31.10	11.86	0.467	X	BB	BC
LC 095N 05											44.45	1.750	4.57	26.10	13.18	0.519	X	BB	BC
LC 095N 06											50.80	2.000	3.94	22.50	14.50	0.571	Z	BD	BE
LC 095N 07	57.15	2.250	3.47	19.80							15.80	0.622	Z	BD	BE				
LC 095N 08	63.50	2.500	3.08	17.60							17.15	0.675	Z	BD	BE				
LC 095N 09	69.85	2.750	2.78	15.90							18.47	0.727	BA	BE	BF				
LC 095N 10	76.20	3.000	2.54	14.50							19.76	0.778	BA	BE	BF				
LC 095N 11	88.90	3.500	2.15	12.30							22.40	0.882	BB	BF	BG				
LC 095N 12	101.60	4.000	1.87	10.70							25.02	0.985	BC	BG	BH				
LC 095N 13	114.30	4.500	1.66	9.50							27.53	1.084	BD	BH	BJ				
LC 095N 14	127.00	5.000	1.49	8.50							30.20	1.189	BE	BJ	BK				
LC 105N 01	2.67	0.105	24.74	0.974	182.37	41.00	22.23	0.875	14.45	82.50	9.70	0.382	X	BB	BE				
LC 105N 02							25.40	1.000	12.17	69.50	10.52	0.414	X	BB	BE				
LC 105N 03							31.75	1.250	9.25	52.80	12.09	0.476	Y	BC	BF				
LC 105N 04							38.10	1.500	7.44	42.50	13.69	0.539	Y	BC	BF				
LC 105N 05							50.80	2.000	5.38	30.70	16.84	0.663	Z	BD	BG				
LC 105N 06							63.50	2.500	4.20	24.00	19.99	0.787	BA	BE	BJ				
LC 105N 07							76.20	3.000	3.45	19.70	23.16	0.912	BB	BF	BL				
LC 105N 08							88.90	3.500	2.92	16.70	26.34	1.037	BC	BG	BM				
LC 105N 09							101.60	4.000	2.54	14.50	29.51	1.162	BD	BH	BN				
LC 105N 10							114.30	4.500	2.24	12.80	32.69	1.287	BE	BJ	BQ				
LC 105N 11							127.00	5.000	2.01	11.50	35.76	1.408	BF	BK	BQ				
LC 112N 00	2.84	0.112	24.38	0.960	231.30	52.00	22.23	0.875	19.04	108.75	10.36	0.408	Y	BC	BG				
LC 112N 0A							25.40	1.000	15.96	91.12	11.23	0.442	Y	BC	BG				
LC 112N 0							31.75	1.250	12.08	69.00	12.95	0.510	Z	BD	BH				

† Indicates DIN Compression Springs meeting the design parameters outlined in Standard DIN 2098

Spring rates and maximum loads relate only to music wire. When using stainless steel multiply by 0.833

COMPRESSION SPRINGS: STANDARD SERIES



● End Coils Closed and Ground Square ● Music Wire (Plated) or Stainless Steel (Passivated)

LEE STOCK NUMBER	OUTSIDE DIAMETER		TO WORK IN HOLE DIA. MIN		NOMINAL WIRE DIAMETER		TO WORK OVER ROD DIA. MAX		APPROXIMATE LOAD AT SOLID HEIGHT		NOMINAL FREE LENGTH		SPRING RATE		APPROXIMATE SOLID HEIGHT		PRICE GROUP												
	MM	IN	MM	IN	MM	IN	MM	IN	N	LB	MM	IN	N/MM	LB/IN	MM	IN	Music Wire	302 Stainless	316 Stainless										
																	M	S	S316										
LC 112N 01	30.94	1.218	31.75	1.250	2.84	0.112	24.38	0.960	231.30	52.00	38.10	1.500	9.70	55.42	14.71	0.579	Z	BD	BH										
LC 112N 02											50.80	2.000	6.97	39.82	18.16	0.715	BA	BE	BH										
LC 112N 03											63.50	2.500	5.44	31.07	21.62	0.851	BB	BF	BJ										
LC 112N 04											76.20	3.000	4.29	24.48	25.10	0.988	BC	BG	BN										
LC 112N 05											88.90	3.500	3.78	21.59	28.55	1.124	BD	BH	BQ										
LC 112N 06											101.60	4.000	3.28	18.73	32.03	1.261	BE	BJ	BR										
LC 125N 00	30.94	1.218	31.75	1.250	3.18	0.125	23.75	0.935	320.26	72.00	22.23	0.875	29.59	169.00	11.73	0.462	Z	BD	BJ										
LC 125N 0A											25.40	1.000	24.69	141.00	12.78	0.503	Z	BD	BJ										
LC 125N 0											31.75	1.250	18.47	105.50	14.88	0.586	BA	BE	BJ										
LC 125N 01											38.10	1.500	14.79	84.48	16.94	0.667	BA	BE	BK										
LC 125N 02											50.80	2.000	10.57	60.34	21.11	0.831	BB	BF	BL										
LC 125N 2A											57.15	2.250	9.24	52.75	23.22	0.914	BB	BF	BL										
LC 125N 03											63.50	2.500	8.22	46.93	25.27	0.995	BC	BG	BM										
LC 125N 04											76.20	3.000	6.72	38.40	29.44	1.159	BD	BH	BN										
LC 125N 05											88.90	3.500	5.69	32.49	33.58	1.322	BE	BJ	BQ										
LC 125N 06											101.60	4.000	4.93	28.16	37.74	1.486	BF	BK	BR										
LC 125N 07											114.30	4.500	4.35	24.87	41.88	1.649	BG	BL	BS										
LC 125N 08											127.00	5.000	3.90	22.25	46.05	1.813	BH	BM	BU										
LC 135N 00	30.94	1.218	31.75	1.250	3.43	0.135	23.24	0.915	446.40	100.36	22.23	0.875	43.78	250.00	12.37	0.487	Z	BD	BL										
LC 135N 0A											25.40	1.000	36.25	207.00	13.49	0.531	Z	BD	BL										
LC 135N 0											31.75	1.250	26.97	154.00	15.67	0.617	BA	BE	BL										
LC 135N 01											38.10	1.500	21.52	122.90	17.35	0.683	BA	BE	BM										
LC 135N 02											50.80	2.000	15.29	87.30	21.62	0.851	BB	BF	BN										
LC 135N 03											63.50	2.500	11.87	67.80	25.88	1.019	BC	BG	BQ										
LC 135N 04											76.20	3.000	9.70	55.40	30.15	1.187	BD	BH	BR										
LC 135N 05											88.90	3.500	8.19	46.80	34.42	1.355	BE	BJ	BS										
LC 135N 06											101.60	4.000	7.09	40.50	38.68	1.523	BF	BK	BU										
LC 112P 01											37.08	1.460	38.10	1.500	2.84	0.112	30.30	1.193	186.82	42.00	38.10	1.500	7.23	41.30	12.42	0.489	Z	BD	BH
LC 112P 02																					50.80	2.000	5.18	29.60	15.01	0.591	BA	BE	BJ
LC 112P 03																					63.50	2.500	4.04	23.10	17.58	0.692	BB	BF	BK
LC 112P 04	76.20	3.000	3.33	19.00	20.09	0.791	BC	BG	BL																				
LC 112P 05	88.90	3.500	2.82	16.10	22.66	0.892	BD	BH	BM																				
LC 112P 06	101.60	4.000	2.43	13.90	25.32	0.997	BE	BJ	BN																				
LC 125P 01	37.08	1.460	38.10	1.500	3.18	0.125	29.69	1.169	253.54	57.00	38.10	1.500	10.63	60.70	14.48	0.570	BA	BE	BJ										
LC 125P 02											50.80	2.000	7.60	43.40	17.65	0.695	BB	BF	BK										
LC 125P 03											63.50	2.500	5.90	33.70	20.85	0.821	BC	BG	BL										
LC 125P 04											76.20	3.000	4.83	27.60	24.03	0.946	BD	BH	BM										
LC 125P 05											88.90	3.500	4.08	23.30	27.25	1.073	BE	BJ	BN										
LC 125P 06											101.60	4.000	3.54	20.20	30.43	1.198	BF	BK	BQ										
LC 135P 01	37.08	1.460	38.10	1.500	3.43	0.135	29.21	1.150	315.81	71.00	38.10	1.500	14.06	80.30	16.10	0.634	BB	BF	BN										
LC 135P 02											50.80	2.000	10.00	57.10	19.76	0.778	BC	BG	BQ										
LC 135P 03											63.50	2.500	7.76	44.30	23.42	0.922	BD	BH	BR										
LC 135P 04											76.20	3.000	6.34	36.20	27.10	1.067	BE	BJ	BS										
LC 135P 05											88.90	3.500	5.36	30.60	30.76	1.211	BF	BK	BU										
LC 135P 06											101.60	4.000	4.64	26.50	34.42	1.355	BG	BL	BV										
LC 135Q 01	42.85	1.687	44.45	1.750	3.43	0.135	34.65	1.364	271.33	61.00	38.10	1.500	11.28	64.40	14.07	0.554	BC	BG	BQ										
LC 135Q 02											50.80	2.000	8.02	45.80	16.92	0.666	BD	BH	BR										
LC 135Q 03											63.50	2.500	6.22	35.50	19.76	0.778	BE	BJ	BS										
LC 135Q 04											76.20	3.000	5.08	29.00	22.63	0.891	BF	BK	BU										
LC 135Q 05											88.90	3.500	4.29	24.50	25.48	1.003	BG	BL	BV										
LC 135Q 06											101.60	4.000	3.71	21.20	28.35	1.116	BH	BM	BX										
LC 135Q 07											114.30	4.500	3.27	18.70	31.19	1.228	BJ	BN	BZ										
LC 135Q 08											127.00	5.000	2.92	16.70	34.09	1.342	BK	BP	CB										

† Indicates DIN Compression Springs meeting the design parameters outlined in Standard DIN 2098



HEAVY DUTY COMPRESSION SPRINGS

● End Coils Closed and Ground Square ● Oil Tempered MB* (Plated) or Stainless Steel (Passivated)

LEE STOCK NUMBER	OUTSIDE DIAMETER		TO WORK IN HOLE DIA. MIN		NOMINAL WIRE DIAMETER		TO WORK OVER ROD DIA. MAX		APPROXIMATE LOAD AT SOLID HEIGHT		NOMINAL FREE LENGTH		SPRING RATE		APPROXIMATE SOLID HEIGHT		PRICE GROUP					
	MM	IN	MM	IN	MM	IN	MM	IN	N	LB	MM	IN	N/MM	LB/IN	MM	IN	Music Wire	302 Stainless				
																	M	S				
LHC 142H 01	27.81	1.095	28.58	1.125	3.61	0.142	19.96	0.786	444.82	100.00	50.80	2.000	20.14	115.00	28.45	1.120	BA	BG				
LHC 142H 02											55.58	2.188	17.51	100.00	30.48	1.200	BB	BG				
LHC 142H 03											63.50	2.500	15.41	88.00	34.54	1.360	BC	BH				
LHC 142H 04											69.85	2.750	13.66	78.00	38.10	1.500	BD	BJ				
LHC 142H 05											84.15	3.313	11.21	64.00	45.34	1.785	BE	BK				
LHC 142H 06											101.60	4.000	9.28	53.00	54.36	2.140	BF	BL				
LHC 142H 07											114.30	4.500	8.06	46.00	60.12	2.367	BG	BM				
LHC 142H 08											127.00	5.000	7.36	42.00	67.06	2.640	BH	BN				
LHC 142J 0	30.94	1.218	31.75	1.250	3.61	0.142	19.94	0.785	533.79	120.00	44.45	1.750	26.27	150.00	23.95	0.943	BA	BF				
LHC 142J 01											50.80	2.000	22.59	129.00	26.92	1.060	BB	BF				
LHC 142J 02											57.15	2.250	19.44	111.00	29.72	1.170	BB	BG				
LHC 142J 03											63.50	2.500	17.16	98.00	32.64	1.285	BC	BH				
LHC 142J 04											69.85	2.750	15.41	88.00	35.56	1.400	BD	BJ				
LHC 142J 05											76.20	3.000	14.01	80.00	38.35	1.510	BD	BK				
LHC 142J 06											88.90	3.500	11.73	67.00	43.69	1.720	BE	BL				
LHC 142J 07											101.60	4.000	10.33	59.00	49.53	1.950	BF	BM				
LHC 142J 08					114.30	4.500	8.93	51.00	54.97	2.164	BG	BN										
LHC 142J 09					127.00	5.000	8.06	46.00	61.47	2.420	BH	BP										
LHC 148J 0					30.94	1.218	31.75	1.250	3.76	0.148	19.63	0.773	600.51	135.00	44.45	1.750	30.65	175.00	25.40	1.000	BA	BG
LHC 148J 01															50.80	2.000	26.09	149.00	28.58	1.125	BB	BG
LHC 148J 02															57.15	2.250	22.77	130.00	31.50	1.240	BB	BH
LHC 148J 03															63.50	2.500	20.14	115.00	34.54	1.360	BC	BJ
LHC 148J 04															69.85	2.750	18.04	103.00	37.47	1.475	BD	BK
LHC 148J 05															76.20	3.000	16.46	94.00	40.51	1.595	BD	BL
LHC 148J 06	88.90	3.500	13.84	79.00											46.48	1.830	BE	BM				
LHC 148J 07	101.60	4.000	11.91	68.00											52.58	2.070	BF	BP				
LHC 148J 08	114.30	4.500	10.51	60.00					58.55	2.305	BG	BQ										
LHC 148J 09	127.00	5.000	9.46	54.00					64.52	2.540	BH	BS										
LHC 148M 00	30.94	1.218	31.75	1.250					3.76	0.148	22.61	0.890	535.57	120.40	22.23	0.875	61.65	352.00	13.93	0.549	BA	BD
LHC 148M 0A															25.40	1.000	50.70	289.50	15.27	0.601	BA	BD
LHC 148M 0B															31.75	1.250	37.39	213.50	17.95	0.707	BB	BE
LHC 148M 0C															38.10	1.500	29.69	169.50	20.60	0.811	BB	BE
LHC 148M 0D															50.80	2.000	20.93	119.50	25.98	1.023	BC	BF
LHC 148M 01															57.15	2.250	18.21	104.00	28.65	1.128	BC	BP
LHC 148M 02					63.50	2.500	16.20	92.50							31.32	1.233	BD	BP				
LHC 148M 03					76.20	3.000	13.21	75.40							36.68	1.444	BD	BP				
LHC 148M 04					88.90	3.500	11.14	63.60	42.01	1.654	BE	BQ										
LHC 148M 05					95.25	3.750	10.33	59.00	44.68	1.759	BF	BQ										
LHC 148M 06					101.60	4.000	9.63	55.00	47.37	1.865	BF	BQ										
LHC 148M 07					114.30	4.500	8.49	48.50	52.71	2.075	BG	BT										
LHC 148M 08					127.00	5.000	7.58	43.30	58.06	2.286	BH	BU										
LHC 148M 09					139.70	5.500	6.87	39.20	63.40	2.496	BJ	BU										
LHC 148M 10					152.40	6.000	6.25	35.70	68.76	2.707	BK	BW										
LHC 156M 01					30.94	1.218	31.75	1.250	3.96	0.156	22.23	0.875	622.75	140.00	57.15	2.250	22.77	130.00	29.59	1.165	BC	BP
LHC 156M 02	63.50	2.500	19.79	113.00											32.84	1.293	BD	BP				
LHC 156M 03	76.20	3.000	16.29	93.00											38.20	1.504	BD	BS				
LHC 156M 04	88.90	3.500	13.66	78.00											44.07	1.735	BE	BT				
LHC 156M 05	95.25	3.750	12.61	72.00											47.04	1.852	BF	BU				
LHC 156M 06	101.60	4.000	11.91	68.00											49.53	1.950	BF	BW				
LHC 156M 07	114.30	4.500	10.51	60.00											54.99	2.165	BG	BW				
LHC 156M 08	127.00	5.000	9.28	53.00											61.06	2.404	BH	BW				
LHC 156M 09	139.70	5.500	8.41	48.00					68.15	2.683	BJ	BW										
LHC 156M 10	152.40	6.000	7.71	44.00					73.91	2.910	BK	BY										

* Material may be substituted with music wire, at Lee Spring's discretion.

Spring rates and maximum loads relate only to music wire. When using stainless steel multiply by 0.870

HEAVY DUTY COMPRESSION SPRINGS



● End Coils Closed and Ground Square ● Oil Tempered MB* (Plated) or Stainless Steel (Passivated)

LEE STOCK NUMBER	OUTSIDE DIAMETER		TO WORK IN HOLE DIA. MIN		NOMINAL WIRE DIAMETER		TO WORK OVER ROD DIA. MAX		APPROXIMATE LOAD AT SOLID HEIGHT		NOMINAL FREE LENGTH		SPRING RATE		APPROXIMATE SOLID HEIGHT		PRICE GROUP	
	MM	IN	MM	IN	MM	IN	MM	IN	N	LB	MM	IN	N/MM	LB/IN	MM	IN	Music Wire	302 Stainless
																	M	S
LHC 162N 0A	30.94	1.218	31.75	1.250	4.11	0.162	21.92	0.863	711.72	160.00	25.40	1.000	75.04	428.50	16.79	0.661	BB	BS
LHC 162N 0B											38.10	1.500	43.17	246.50	22.93	0.903	BB	BS
LHC 162N 0C											50.80	2.000	30.30	173.00	29.07	1.145	BC	BS
LHC 162N 0											57.15	2.250	26.27	150.00	31.75	1.250	BC	BS
LHC 162N 01											63.50	2.500	23.29	133.00	34.24	1.348	BK	BS
LHC 162N 02											76.20	3.000	19.26	110.00	39.67	1.562	BD	BT
LHC 162N 03											88.90	3.500	15.94	91.00	46.25	1.821	BE	BT
LHC 162N 04											95.25	3.750	14.89	85.00	48.92	1.926	BF	BW
LHC 162N 05											101.60	4.000	13.84	79.00	52.02	2.048	BF	BW
LHC 162N 06											114.30	4.500	12.26	70.00	57.66	2.270	BG	BW
LHC 162N 07	127.00	5.000	11.03	63.00	63.12	2.485	BH	BY										
LHC 162N 08	133.35	5.250	10.51	60.00	65.89	2.594	BH	BY										
LHC 162N 09	139.70	5.500	9.81	56.00	70.61	2.780	BJ	CB										
LHC 162N 10	152.40	6.000	8.93	51.00	76.58	3.015	BK	CD										
LHC 177N 01	30.94	1.218	31.75	1.250	4.50	0.177	21.18	0.834	778.44	175.00	38.10	1.500	61.82	353.00	25.67	1.011	BC	BQ
LHC 177N 02					50.80	2.000	43.05	245.80	32.82	1.292	BC	BQ						
LHC 177N 03					63.50	2.500	33.01	188.50	39.98	1.574	BD	BT						
LHC 177N 04					76.20	3.000	26.78	152.90	47.14	1.856	BE	BU						
LHC 177N 05					88.90	3.500	22.52	128.60	54.30	2.138	BF	BW						
LHC 177N 06					101.60	4.000	19.42	110.90	61.48	2.421	BG	BW						
LHC 177N 07					114.30	4.500	17.09	97.60	68.60	2.701	BH	BY						
LHC 177N 08					127.00	5.000	15.25	87.10	75.75	2.982	BJ	CA						
LHC 192N 01	30.94	1.218	31.75	1.250	4.88	0.192	20.42	0.804	958.15	215.40	38.10	1.500	90.39	516.10	27.65	1.089	BD	BS
LHC 192N 02					50.80	2.000	62.42	356.40	35.54	1.399	BD	BT						
LHC 192N 03					63.50	2.500	47.67	272.20	43.42	1.710	BE	BU						
LHC 192N 04					76.20	3.000	38.56	220.20	51.31	2.020	BF	BU						
LHC 192N 05					88.90	3.500	32.36	184.80	59.21	2.331	BG	BU						
LHC 192N 06					101.60	4.000	27.90	159.30	67.08	2.641	BH	BY						
LHC 192N 07					114.30	4.500	24.50	139.90	74.99	2.952	BJ	BY						
LHC 192N 08					127.00	5.000	21.86	124.80	82.84	3.262	BK	CB						
LHC 207N 01	30.94	1.218	31.75	1.250	5.26	0.207	19.69	0.775	1122.73	252.40	50.80	2.000	88.41	504.80	38.23	1.505	BE	CB
LHC 207N 02					63.50	2.500	67.22	383.80	46.87	1.845	BF	CD						
LHC 207N 03					76.20	3.000	54.22	309.60	55.51	2.185	BG	CD						
LHC 207N 04					88.90	3.500	45.43	259.40	64.15	2.526	BH	CF						
LHC 207N 05					101.60	4.000	39.09	223.20	72.80	2.866	BJ	CF						
LHC 207N 06					114.30	4.500	34.31	195.90	81.43	3.206	BK	CH						
LHC 207N 07					127.00	5.000	30.58	174.60	90.05	3.545	BL	CJ						
LHC 162P 0					35.56	1.400	36.50	1.437	4.11	0.162	26.37	1.038	622.75	140.00	57.15	2.250	20.32	116.00
LHC 162P 01	63.50	2.500	17.86	102.00											29.72	1.170	BF	BS
LHC 162P 02	76.20	3.000	14.54	83.00											34.54	1.360	BF	BT
LHC 162P 03	88.90	3.500	12.26	70.00											39.37	1.550	BG	BU
LHC 162P 04	101.60	4.000	10.51	60.00											44.20	1.740	BH	BW
LHC 162P 05	107.95	4.250	9.98	57.00											46.48	1.830	BH	BW
LHC 162P 06	114.30	4.500	9.28	53.00											48.90	1.925	BJ	BW
LHC 162P 07	127.00	5.000	8.41	48.00											53.72	2.115	BK	BY
LHC 162P 08	133.35	5.250	7.88	45.00	56.13	2.210	BK	CA										
LHC 177P 0	35.56	1.400	36.50	1.437	4.50	0.177	25.63	1.009	800.68	180.00	57.15	2.250	29.60	169.00	30.10	1.185	BE	BU
LHC 177P 01					63.50	2.500	26.09	149.00	32.89	1.295	BF	BU						
LHC 177P 02					76.20	3.000	21.02	120.00	38.30	1.508	BF	BW						
LHC 177P 03					88.90	3.500	17.51	100.00	43.69	1.720	BG	BW						
LHC 177P 04					101.60	4.000	15.24	87.00	49.02	1.930	BH	BY						
LHC 177P 05					107.95	4.250	14.19	81.00	51.79	2.039	BH	CA						
LHC 177P 06					114.30	4.500	13.31	76.00	54.64	2.151	BJ	CA						
LHC 177P 07					127.00	5.000	12.08	69.00	59.94	2.360	BK	CB						
LHC 177P 08	133.35	5.250	11.38	65.00	62.99	2.480	BK	CD										

* Material may be substituted with music wire, at Lee Spring's discretion.



HEAVY DUTY COMPRESSION SPRINGS

● End Coils Closed and Ground Square ● Oil Tempered MB* (Plated) or Stainless Steel (Passivated)

LEE STOCK NUMBER	OUTSIDE DIAMETER		TO WORK IN HOLE DIA. MIN		NOMINAL WIRE DIAMETER		TO WORK OVER ROD DIA. MAX		APPROXIMATE LOAD AT SOLID HEIGHT		NOMINAL FREE LENGTH		SPRING RATE		APPROXIMATE SOLID HEIGHT		PRICE GROUP											
	MM	IN	MM	IN	MM	IN	MM	IN	N	LB	MM	IN	N/MM	LB/IN	MM	IN	Music Wire	302 Stainless										
																	M	S										
LHC 148R 01	37.08	1.460	38.10	1.500	3.76	0.148	28.60	1.126	407.90	91.70	38.10	1.500	19.91	113.70	18.14	0.714	BB	BG										
LHC 148R 02											50.80	2.000	14.06	80.30	22.47	0.885	BC	BK										
LHC 148R 03											63.50	2.500	10.88	62.10	26.78	1.055	BD	BK										
LHC 148R 04											76.20	3.000	8.86	50.60	31.11	1.225	BE	BL										
LHC 148R 05											88.90	3.500	7.48	42.70	35.44	1.395	BF	BM										
LHC 148R 06											101.60	4.000	6.48	37.00	39.70	1.563	BG	BQ										
LHC 162R 01					4.11	0.162	27.91	1.099	510.21	114.70	38.10	1.500	28.44	162.40	20.29	0.799	BC	BS										
LHC 162R 02											50.80	2.000	19.97	114.00	25.31	0.996	BD	BS										
LHC 162R 03											63.50	2.500	15.38	87.80	30.33	1.194	BE	BS										
LHC 162R 04											76.20	3.000	12.50	71.40	35.35	1.392	BF	BT										
LHC 162R 05											88.90	3.500	10.53	60.10	40.40	1.591	BG	BT										
LHC 162R 06											101.60	4.000	9.11	52.00	45.37	1.786	BH	BW										
LHC 162R 07											114.30	4.500	8.00	45.70	50.46	1.987	BJ	BW										
LHC 162R 08											127.00	5.000	7.15	40.80	55.50	2.185	BK	BW										
LHC 187R 01															4.75	0.187	26.64	1.049	889.64	200.00	63.50	2.500	29.42	168.00	33.96	1.337	BF	BW
LHC 187R 02																					76.20	3.000	24.17	138.00	39.27	1.546	BF	BW
LHC 187R 03																					88.90	3.500	20.32	116.00	44.93	1.769	BG	CA
LHC 187R 04																					101.60	4.000	17.34	99.00	51.00	2.008	BH	CB
LHC 187R 05	107.95	4.250	16.11	92.00	54.13	2.131	BH	CD																				
LHC 187R 06	114.30	4.500	15.06	86.00	57.28	2.255	BJ	CE																				
LHC 187R 07											127.00	5.000	13.49	77.00	62.84	2.474	BK	CE										
LHC 187R 08											133.35	5.250	12.78	73.00	65.79	2.590	BK	CE										
LHC 207S 01											40.13	1.580	41.28	1.625	5.26	0.207	28.42	1.119	1023.09	230.00	63.50	2.500	36.78	210.00	36.07	1.420	BG	CF
LHC 207S 02																					76.20	3.000	29.77	170.00	42.06	1.656	BH	CF
LHC 207S 03																					88.90	3.500	24.87	142.00	48.26	1.900	BJ	CG
LHC 207S 04																					101.60	4.000	21.19	121.00	54.84	2.159	BK	CG
LHC 207S 05	114.30	4.500	18.74	107.00	60.60	2.386	BL	CH																				
LHC 207S 06	127.00	5.000	16.64	95.00	66.93	2.635	BM	CJ																				
LHC 207S 07											139.70	5.500	15.06	86.00	71.27	2.806	BP	CK										
LHC 207S 08											152.40	6.000	13.84	79.00	78.38	3.086	BQ	CL										
LHC 148T 01											42.85	1.687	44.45	1.750	3.76	0.148	34.04	1.340	355.55	79.93	38.10	1.500	15.71	89.70	15.91	0.626	BE	BJ
LHC 148T 02																					50.80	2.000	11.10	63.40	19.30	0.760	BE	BL
LHC 148T 03																					63.50	2.500	8.58	49.00	22.69	0.894	BF	BL
LHC 148T 04																					76.20	3.000	6.99	39.90	26.10	1.028	BF	BM
LHC 148T 05	88.90	3.500	5.90	33.70	29.48	1.161	BG	BP																				
LHC 148T 06	101.60	4.000	5.10	29.10	32.92	1.296	BG	BQ																				
LHC 148T 07											114.30	4.500	4.50	25.70	36.25	1.427	BH	BQ										
LHC 148T 08											127.00	5.000	4.01	22.90	39.73	1.564	BH	BR										
LHC 162T 01															4.11	0.162	33.35	1.313	447.98	100.71	38.10	1.500	22.03	125.80	17.88	0.704	BF	BR
LHC 162T 02																					50.80	2.000	15.45	88.20	21.89	0.862	BF	BR
LHC 162T 03																					63.50	2.500	11.91	68.00	25.87	1.019	BG	BR
LHC 162T 04																					76.20	3.000	9.68	55.30	29.87	1.176	BG	BT
LHC 162T 05	88.90	3.500	8.16	46.60	33.87	1.333	BH	BU																				
LHC 162T 06	101.60	4.000	7.04	40.20	37.91	1.492	BH	BW																				
LHC 162T 07											114.30	4.500	6.20	35.40	41.90	1.650	BJ	BW										
LHC 162T 08											127.00	5.000	5.53	31.60	45.92	1.808	BJ	BY										
LHC 177T 01															4.50	0.177	32.61	1.284	568.93	127.90	38.10	1.500	31.12	177.70	19.94	0.785	BF	BU
LHC 177T 02																					50.80	2.000	21.66	123.70	24.60	0.969	BG	BU
LHC 177T 03																					63.50	2.500	16.62	94.90	29.26	1.152	BG	BU
LHC 177T 04																					76.20	3.000	13.47	76.90	33.94	1.336	BH	BW
LHC 177T 05	88.90	3.500	11.33	64.70	38.59	1.519	BH	BY																				
LHC 177T 06	101.60	4.000	9.77	55.80	43.27	1.704	BH	CA																				
LHC 177T 07											114.30	4.500	8.60	49.10	47.91	1.886	BJ	CA										
LHC 177T 08											127.00	5.000	7.67	43.80	52.59	2.070	BJ	CB										

* Material may be substituted with music wire, at Lee Spring's discretion.

Spring rates and maximum loads relate only to music wire. When using stainless steel multiply by 0.870

HEAVY DUTY COMPRESSION SPRINGS



● End Coils Closed and Ground Square ● Oil Tempered MB* (Plated) or Stainless Steel (Passivated)

LEE STOCK NUMBER	OUTSIDE DIAMETER		TO WORK IN HOLE DIA. MIN		NOMINAL WIRE DIAMETER		TO WORK OVER ROD DIA. MAX		APPROXIMATE LOAD AT SOLID HEIGHT		NOMINAL FREE LENGTH		SPRING RATE		APPROXIMATE SOLID HEIGHT		PRICE GROUP	
	MM	IN	MM	IN	MM	IN	MM	IN	N	LB	MM	IN	N/MM	LB/IN	MM	IN	Music Wire	302 Stainless
																	M	S
LHC 192T 01	42.85	1.687	44.45	1.750	4.88	0.192	31.88	1.255	708.16	159.20	38.10	1.500	43.33	247.40	21.92	0.863	BG	BT
LHC 192T 02											50.80	2.000	29.93	170.90	27.23	1.072	BG	BW
LHC 192T 03											63.50	2.500	22.85	130.50	32.55	1.281	BH	CB
LHC 192T 04											76.20	3.000	18.49	105.60	37.85	1.490	BH	CB
LHC 192T 05											88.90	3.500	15.52	88.60	43.19	1.700	BJ	CA
LHC 192T 06											101.60	4.000	13.38	76.40	48.48	1.909	BJ	CD
LHC 192T 07											114.30	4.500	11.75	67.10	53.81	2.119	BK	CG
LHC 192T 08											127.00	5.000	10.47	59.80	59.15	2.329	BK	CG
LHC 218T 01	49.20	1.937	50.80	2.000	5.54	0.218	30.58	1.204	1112.06	250.00	63.50	2.500	39.93	228.00	35.94	1.415	BG	CF
LHC 218T 02					76.20	3.000	31.70	181.00	42.88	1.688	BH	CF						
LHC 218T 03					88.90	3.500	26.62	152.00	48.34	1.903	BJ	CG						
LHC 218T 04					101.60	4.000	22.77	130.00	54.66	2.152	BL	CH						
LHC 218T 05					114.30	4.500	19.97	114.00	60.63	2.387	BM	CJ						
LHC 218T 06					127.00	5.000	17.86	102.00	66.68	2.625	BP	CK						
LHC 218T 07					139.70	5.500	15.94	91.00	73.38	2.889	BQ	CL						
LHC 218T 08					152.40	6.000	14.71	84.00	78.56	3.093	BS	CL						
LHC 234T 01	49.20	1.937	50.80	2.000	5.94	0.234	29.77	1.172	1337.58	300.70	63.50	2.500	54.26	309.80	38.84	1.529	BL	CG
LHC 234T 02					76.20	3.000	43.54	248.60	45.49	1.791	BM	CG						
LHC 234T 03					88.90	3.500	36.36	207.60	52.12	2.052	BN	CH						
LHC 234T 04					101.60	4.000	31.21	178.20	58.75	2.313	BP	CJ						
LHC 234T 05					114.30	4.500	27.34	156.10	65.38	2.574	BS	CL						
LHC 234T 06					127.00	5.000	24.33	138.90	72.01	2.835	BS	CM						
LHC 234T 07					139.70	5.500	21.91	125.10	78.64	3.096	BT	CN						
LHC 234T 08					152.40	6.000	19.93	113.80	85.27	3.357	BU	CN						
LHC 148U 01	49.20	1.937	50.80	2.000	3.76	0.148	39.88	1.570	311.82	70.10	50.80	2.000	9.04	51.60	16.78	0.661	BG	BM
LHC 148U 02											63.50	2.500	6.99	39.90	19.43	0.765	BG	BP
LHC 148U 03											76.20	3.000	5.69	32.50	22.09	0.870	BH	BQ
LHC 148U 04											88.90	3.500	4.80	27.40	24.77	0.975	BH	BS
LHC 148U 05											101.60	4.000	4.15	23.70	27.42	1.080	BJ	BT
LHC 148U 06											114.30	4.500	3.66	20.90	30.06	1.183	BJ	BU
LHC 148U 07											127.00	5.000	3.27	18.70	32.68	1.287	BK	BW
LHC 148U 08											139.70	5.500	2.96	16.90	35.34	1.391	BK	BY
LHC 162U 01	49.20	1.937	50.80	2.000	4.11	0.162	39.22	1.544	400.34	90.00	50.80	2.000	12.40	70.80	19.07	0.751	BH	BT
LHC 162U 02					63.50	2.500	9.54	54.50	22.24	0.876	BH	BU						
LHC 162U 03					76.20	3.000	7.76	44.30	25.41	1.001	BJ	BW						
LHC 162U 04					88.90	3.500	6.55	37.40	28.54	1.124	BL	BY						
LHC 162U 05					101.60	4.000	5.66	32.30	31.71	1.248	BM	CA						
LHC 162U 06					114.30	4.500	4.97	28.40	34.89	1.374	BM	CA						
LHC 162U 07					127.00	5.000	4.45	25.40	38.02	1.497	BN	CB						
LHC 162U 08					139.70	5.500	4.01	22.90	41.24	1.624	BP	CD						
LHC 177U 01	49.20	1.937	50.80	2.000	4.50	0.177	38.51	1.516	511.55	115.00	63.50	2.500	13.12	74.90	25.26	0.995	BJ	BU
LHC 177U 02					76.20	3.000	10.65	60.80	28.97	1.141	BJ	BW						
LHC 177U 03					88.90	3.500	8.95	51.10	32.71	1.288	BK	BY						
LHC 177U 04					101.60	4.000	7.72	44.10	36.43	1.434	BM	CA						
LHC 177U 05					114.30	4.500	6.80	38.80	40.15	1.581	BN	CB						
LHC 177U 06					127.00	5.000	6.06	34.60	43.90	1.728	BP	CD						
LHC 177U 07					139.70	5.500	5.46	31.20	47.67	1.877	BR	CE						
LHC 177U 08					152.40	6.000	4.99	28.50	51.31	2.020	BT	CF						

* Material may be substituted with music wire, at Lee Spring's discretion.



HEAVY DUTY COMPRESSION SPRINGS

● End Coils Closed and Ground Square ● Oil Tempered MB* (Plated) or Stainless Steel (Passivated)

LEE STOCK NUMBER	OUTSIDE DIAMETER		TO WORK IN HOLE DIA. MIN		NOMINAL WIRE DIAMETER		TO WORK OVER ROD DIA. MAX		APPROXIMATE LOAD AT SOLID HEIGHT		NOMINAL FREE LENGTH		SPRING RATE		APPROXIMATE SOLID HEIGHT		PRICE GROUP	
	MM	IN	MM	IN	MM	IN	MM	IN	N	LB	MM	IN	N/MM	LB/IN	MM	IN	Music Wire	302 Stainless
																	M	S
LHC 192U 01	49.20	1.937	50.80	2.000	4.88	0.192	37.80	1.488	640.10	143.90	63.50	2.500	17.76	101.40	28.26	1.113	BK	CB
LHC 192U 02											76.20	3.000	14.36	82.00	32.57	1.282	BK	CB
LHC 192U 03											88.90	3.500	12.05	68.80	36.89	1.452	BL	CD
LHC 192U 04											101.60	4.000	10.39	59.30	41.19	1.622	BP	CE
LHC 192U 05											114.30	4.500	9.12	52.10	45.49	1.791	BQ	CE
LHC 192U 06											127.00	5.000	8.14	46.50	49.76	1.959	BS	CG
LHC 192U 07											139.70	5.500	7.34	41.90	54.12	2.131	BT	CH
LHC 192U 08											152.40	6.000	6.69	38.20	58.39	2.299	BU	CJ
LHC 207U 01	49.20	1.937	50.80	2.000	5.26	0.207	37.39	1.472	890.09	200.10	63.50	2.500	25.64	146.40	28.83	1.135	BL	CF
LHC 207U 02											76.20	3.000	20.70	118.20	33.20	1.307	BM	CF
LHC 207U 03											88.90	3.500	17.34	99.00	37.59	1.480	BN	CG
LHC 207U 04											101.60	4.000	14.92	85.20	41.96	1.652	BP	CH
LHC 207U 05											114.30	4.500	13.10	74.80	46.36	1.825	BR	CJ
LHC 207U 06											127.00	5.000	11.66	66.60	50.75	1.998	BS	CK
LHC 207U 07											139.70	5.500	10.53	60.10	55.12	2.170	BT	CL
LHC 207U 08											152.40	6.000	9.58	54.70	59.51	2.343	BU	CL
LHC 250U 01	49.20	1.937	50.80	2.000	6.35	0.250	35.31	1.390	1337.14	300.60	63.50	2.500	51.93	296.50	37.74	1.486	BL	CL
LHC 250U 02											76.20	3.000	41.54	237.20	44.02	1.733	BM	CL
LHC 250U 03											88.90	3.500	34.62	197.70	50.27	1.979	BR	CM
LHC 250U 04											101.60	4.000	29.67	169.40	56.54	2.226	BS	CM
LHC 250U 05											114.30	4.500	25.95	148.20	62.79	2.472	BT	CM
LHC 250U 06											127.00	5.000	23.08	131.80	69.06	2.719	BU	CN
LHC 250U 07											139.70	5.500	20.77	118.60	75.31	2.965	BW	CN
LHC 250U 08											152.40	6.000	18.88	107.81	81.58	3.212	BY	CN

* Material may be substituted with music wire, at Lee Spring's discretion.

Spring rates and maximum loads relate only to music wire. When using stainless steel multiply by 0.870

COMPRESSION SPRINGS: DIN-PLUS PART 2 & 1

Guide to using tables

Maximum Rod Diameter

over which the spring will effectively operate, allowing for working conditions and manufacturing tolerances.

Wire Diameter

in ascending order of size, within each group of outside diameters.

Nominal Load

is the force applied to a spring that causes deflection to working height.

Working Height

is the safe height to which a spring could be deflected under load without oversteering it.

Lee Stock Number

ordering reference.

Outside Diameter

arranged through the pages in ascending order of size.

Minimum Hole Diameter

required for the effective operation of the spring, allowing for manufacturing tolerances and normal working conditions.

COMPRESSION SPRINGS: DIN-PLUS PART 2

• End Coils Closed • Stainless Steel EN 10270-3 Gr. 1.4310-NS (passivated)

LEE STOCK NUMBER	OUTSIDE DIAMETER		TO WORK IN HOLE DIAMETER MIN		TO WORK OVER ROD DIA. MAX		NOMINAL WIRE DIAMETER		NOMINAL LOAD		WORKING HEIGHT	NOMINAL FREE LENGTH		SPRING RATE	APPROXIMATE SOLID HEIGHT	PRICE GROUP			
	IN	MM	IN	MM	IN	MM	IN	MM	N	LB	MM	IN	MM	N/MM	LB/IN				
CID0102A 01S	0.50	0.024	0.01	0.032	0.30	0.011	0.10	0.004	0.53	0.119	0.70	0.028	1.01	0.04	2.050	11.705	0.65	0.036	D

ADDITIONAL INFORMATION

- ① Avoid operating beyond the listed Nominal Load and Working Height, or the stresses may cause permanent spring set or failure.
- ② Spring Rate is given as an approximate figure to allow manufacturing adjustment to maintain Nominal Load and Nominal Free Length.
- ③ The listed Work In Hole Diameter and Work Over Rod Diameter are specified as per DIN 2098. To discuss spring fitting around different assembly sizes please call Lee Spring's Engineering Department.



COMPRESSION SPRINGS: DIN-PLUS PART 2

● End Coils Closed

● Stainless Steel EN 10270-3 Gr. 1.4310-NS (passivated)

LEE STOCK NUMBER	OUTSIDE DIAMETER		TO WORK IN HOLE DIAMETER MIN		TO WORK OVER ROD DIA. MAX		NOMINAL WIRE DIAMETER		NOMINAL LOAD		WORKING HEIGHT		NOMINAL FREE LENGTH		SPRING RATE		APPROXIMATE SOLID HEIGHT		PRICE GROUP
	MM	IN	MM	IN	MM	IN	MM	IN	N	LB	MM	IN	MM	IN	N/MM	LB/IN	MM	IN	
CID010ZA 01S	0.60	0.024	0.80	0.032	0.30	0.011	0.10	0.004	0.53	0.119	0.70	0.028	1.01	0.040	2.050	11.705	0.65	0.026	D
CID010ZA 02S											1.00	0.039	1.46	0.057	1.304	7.446	0.85	0.033	D
CID010ZA 03S											1.30	0.051	2.02	0.079	0.843	4.813	1.15	0.045	D
CID010ZA 04S											1.80	0.071	2.87	0.113	0.569	3.249	1.55	0.061	D
CID010ZA 05S											2.50	0.098	4.06	0.160	0.382	2.181	2.15	0.085	D
CID010ZB 01S	0.73	0.029	0.90	0.036	0.40	0.015	0.10	0.004	0.45	0.101	0.70	0.028	1.20	0.047	1.020	5.824	0.65	0.026	D
CID010ZB 02S											1.00	0.039	1.70	0.067	0.647	3.694	0.85	0.033	D
CID010ZB 03S											1.30	0.051	2.40	0.094	0.422	2.410	1.15	0.045	D
CID010ZB 04S											1.80	0.071	3.40	0.134	0.284	1.622	1.55	0.061	D
CID010ZB 05S											2.60	0.102	4.90	0.193	0.196	1.119	2.15	0.085	D
CID012ZC 01S	0.75	0.030	0.90	0.036	0.40	0.015	0.12	0.005	0.75	0.167	0.90	0.035	1.28	0.051	2.148	12.265	0.78	0.031	D
CID012ZC 02S											1.20	0.047	1.81	0.071	1.363	7.783	1.02	0.040	D
CID012ZC 03S											1.60	0.063	2.56	0.100	0.883	5.042	1.38	0.054	D
CID012ZC 04S											2.20	0.087	3.62	0.142	0.598	3.415	1.86	0.073	D
CID012ZC 05S											3.00	0.118	5.08	0.200	0.402	2.295	2.58	0.102	D
CID010ZD 01S	0.90	0.035	1.10	0.044	0.50	0.019	0.10	0.004	0.37	0.084	0.70	0.028	1.50	0.059	0.500	2.855	0.65	0.026	D
CID010ZD 02S											1.00	0.039	2.20	0.087	0.314	1.793	0.85	0.033	D
CID010ZD 03S											1.40	0.055	3.20	0.126	0.206	1.176	1.15	0.045	D
CID010ZD 04S											1.90	0.075	4.60	0.181	0.137	0.782	1.55	0.061	D
CID010ZD 05S											2.70	0.106	6.60	0.260	0.098	0.560	2.15	0.085	D
CID012ZE 01S	0.92	0.036	1.10	0.044	0.50	0.019	0.12	0.005	0.63	0.141	0.90	0.035	1.52	0.060	1.049	5.990	0.78	0.031	D
CID012ZE 02S											1.20	0.047	2.18	0.086	0.667	3.809	1.02	0.040	D
CID012ZE 03S											1.60	0.063	3.13	0.123	0.431	2.461	1.38	0.054	D
CID012ZE 04S											2.20	0.087	4.46	0.176	0.294	1.679	1.86	0.073	D
CID012ZE 05S											3.10	0.122	6.43	0.253	0.196	1.119	2.58	0.102	D
CID016ZF 01S	0.96	0.038	1.20	0.048	0.40	0.015	0.16	0.006	1.36	0.306	1.20	0.047	1.60	0.063	3.295	18.814	1.04	0.041	D
CID016ZF 02S											1.50	0.059	2.20	0.087	2.099	11.985	1.36	0.054	D
CID016ZF 03S											2.10	0.083	3.10	0.122	1.353	7.725	1.84	0.072	D
CID016ZF 04S											2.90	0.114	4.40	0.173	0.922	5.265	2.48	0.098	D
CID016ZF 05S											4.00	0.157	6.20	0.244	0.628	3.586	3.44	0.135	D
CID010ZG 01S	1.10	0.043	1.40	0.056	0.70	0.027	0.10	0.004	0.30	0.068	0.80	0.031	2.00	0.079	0.255	1.456	0.65	0.026	D
CID010ZG 02S											1.00	0.039	2.90	0.114	0.167	0.954	0.85	0.033	D
CID010ZG 03S											1.40	0.055	4.40	0.173	0.108	0.617	1.15	0.045	D
CID010ZG 04S											2.00	0.079	6.30	0.248	0.069	0.394	1.55	0.061	D
CID010ZG 05S											2.80	0.110	9.20	0.362	0.049	0.280	2.15	0.085	D
CID012ZH 01S	1.12	0.044	1.40	0.056	0.60	0.023	0.12	0.005	0.52	0.117	0.90	0.035	1.92	0.076	0.539	3.078	0.78	0.031	D
CID012ZH 02S											1.20	0.047	2.82	0.111	0.343	1.958	1.02	0.040	D
CID012ZH 03S											1.70	0.067	4.22	0.166	0.226	1.290	1.38	0.054	D
CID012ZH 04S											2.30	0.091	6.01	0.237	0.147	0.839	1.86	0.073	D
CID012ZH 05S											3.20	0.126	8.67	0.341	0.098	0.560	2.58	0.102	D
CID016ZJ 01S	1.16	0.046	1.40	0.056	0.60	0.023	0.16	0.006	1.18	0.265	1.20	0.047	1.90	0.075	1.687	9.633	1.04	0.041	D
CID016ZJ 02S											1.60	0.063	2.70	0.106	1.079	6.161	1.36	0.054	D
CID016ZJ 03S											2.20	0.087	3.80	0.150	0.696	3.974	1.84	0.072	D
CID016ZJ 04S											2.90	0.114	5.40	0.213	0.471	2.689	2.48	0.098	D
CID016ZJ 05S											4.10	0.161	7.80	0.307	0.324	1.850	3.44	0.135	D
CID020ZK 01S	1.20	0.047	1.40	0.056	0.60	0.023	0.20	0.008	2.14	0.481	1.40	0.055	2.00	0.079	4.089	23.348	1.30	0.051	D
CID020ZK 02S											1.90	0.075	2.70	0.106	2.599	14.840	1.70	0.067	D
CID020ZK 03S											2.60	0.102	3.90	0.154	1.687	9.633	2.30	0.091	D
CID020ZK 04S											3.60	0.142	5.50	0.217	1.147	6.549	3.10	0.122	D
CID020ZK 05S											5.00	0.197	7.80	0.307	0.775	4.425	4.30	0.169	D
CID010ZL 01S	1.30	0.051	1.60	0.063	0.80	0.031	0.10	0.004	0.27	0.060	0.80	0.031	2.60	0.102	0.147	0.839	0.65	0.026	D
CID010ZL 02S											1.10	0.043	3.80	0.150	0.098	0.560	0.85	0.033	D
CID010ZL 03S											1.50	0.059	5.80	0.228	0.059	0.337	1.15	0.045	D
CID010ZL 04S											2.10	0.083	8.40	0.331	0.039	0.223	1.55	0.061	D
CID010ZL 05S											2.90	0.114	12.20	0.480	0.029	0.166	2.15	0.085	D
CID012ZM 01S	1.32	0.052	1.60	0.063	0.80	0.031	0.12	0.005	0.44	0.099	0.90	0.035	2.42	0.095	0.314	1.793	0.78	0.031	D
CID012ZM 02S											1.20	0.047	3.59	0.142	0.196	1.119	1.02	0.040	D
CID012ZM 03S											1.70	0.067	5.41	0.213	0.127	0.725	1.38	0.054	D
CID012ZM 04S											2.40	0.094	7.84	0.309	0.088	0.502	1.86	0.073	D
CID012ZM 05S											3.30	0.130	11.37	0.448	0.059	0.337	2.58	0.102	D

COMPRESSION SPRINGS: DIN-PLUS PART 2



● End Coils Closed

● Stainless Steel EN 10270-3 Gr. 1.4310-NS (passivated)

LEE STOCK NUMBER	OUTSIDE DIAMETER		TO WORK IN HOLE DIAMETER MIN		TO WORK OVER ROD DIA. MAX		NOMINAL WIRE DIAMETER		NOMINAL LOAD		WORKING HEIGHT		NOMINAL FREE LENGTH		SPRING RATE		APPROXIMATE SOLID HEIGHT		PRICE GROUP
	MM	IN	MM	IN	MM	IN	MM	IN	N	LB	MM	IN	MM	IN	N/MM	LB/IN	MM	IN	
CID016ZN 01S	1.36	0.054	1.60	0.063	0.80	0.031	0.16	0.006	1.01	0.227	1.20	0.047	2.20	0.087	0.981	5.601	1.04	0.041	D
CID016ZN 02S											1.60	0.063	3.20	0.126	0.618	3.529	1.36	0.054	D
CID016ZN 03S											2.20	0.087	4.70	0.185	0.402	2.295	1.84	0.072	D
CID016ZN 04S											3.00	0.118	6.70	0.264	0.275	1.570	2.48	0.098	D
CID016ZN 05S											4.20	0.165	9.70	0.382	0.186	1.062	3.44	0.135	D
CID020ZA 01S	1.40	0.055	1.70	0.067	0.80	0.031	0.20	0.008	1.89	0.426	1.50	0.059	2.30	0.091	2.363	13.492	1.30	0.051	D
CID020ZA 02S											1.90	0.075	3.20	0.126	1.510	8.622	1.70	0.067	D
CID020ZA 03S											2.70	0.106	4.60	0.181	0.971	5.544	2.30	0.091	D
CID020ZA 04S											3.70	0.146	6.50	0.256	0.667	3.809	3.10	0.122	D
CID020ZA 05S											5.10	0.201	9.30	0.366	0.451	2.575	4.30	0.169	D
CID025ZP 01S	1.45	0.057	1.70	0.067	0.70	0.027	0.25	0.010	3.42	0.770	1.80	0.071	2.40	0.094	5.786	33.037	1.63	0.064	E
CID025ZP 02S											2.40	0.094	3.30	0.130	3.677	20.995	2.13	0.084	E
CID025ZP 03S											3.30	0.130	4.70	0.185	2.383	13.607	2.88	0.113	E
CID025ZP 04S											4.50	0.177	6.60	0.260	1.618	9.239	3.88	0.153	E
CID025ZP 05S											6.30	0.248	9.40	0.370	1.098	6.269	5.38	0.212	E
CID012ZQ 01S	1.72	0.068	2.10	0.083	1.20	0.047	0.12	0.005	0.34	0.077	1.00	0.039	3.84	0.151	0.127	0.725	0.78	0.031	E
CID012ZQ 02S											1.30	0.051	5.77	0.227	0.088	0.502	1.02	0.040	E
CID012ZQ 03S											1.90	0.075	8.81	0.347	0.059	0.337	1.38	0.054	E
CID012ZQ 04S											2.60	0.102	12.76	0.502	0.039	0.223	1.86	0.073	E
CID012ZQ 05S											3.60	0.142	18.66	0.735	0.029	0.166	2.58	0.102	E
CID016ZR 01S	1.76	0.069	2.10	0.083	1.10	0.043	0.16	0.006	0.79	0.176	1.20	0.047	3.10	0.122	0.412	2.352	1.04	0.041	E
CID016ZR 02S											1.70	0.067	4.70	0.185	0.265	1.513	1.36	0.054	E
CID016ZR 03S											2.30	0.091	7.00	0.276	0.167	0.954	1.84	0.072	E
CID016ZR 04S											3.20	0.126	10.00	0.394	0.118	0.674	2.48	0.098	E
CID016ZR 05S											4.50	0.177	14.60	0.575	0.078	0.445	3.44	0.135	E
CID020ZS 01S	1.80	0.071	2.10	0.083	1.10	0.043	0.20	0.008	1.50	0.337	1.50	0.059	3.00	0.118	1.000	5.710	1.30	0.051	E
CID020ZS 02S											2.00	0.079	4.40	0.173	0.637	3.637	1.70	0.067	E
CID020ZS 03S											2.80	0.110	6.40	0.252	0.412	2.352	2.30	0.091	E
CID020ZS 04S											3.80	0.150	9.20	0.362	0.284	1.622	3.10	0.122	E
CID020ZS 05S											5.30	0.209	13.30	0.524	0.186	1.062	4.30	0.169	E
CID025ZT 01S	1.85	0.073	2.10	0.083	1.10	0.043	0.25	0.010	2.82	0.633	1.80	0.071	3.00	0.118	2.442	13.944	1.63	0.064	E
CID025ZT 02S											2.40	0.094	4.30	0.169	1.549	8.845	2.13	0.084	E
CID025ZT 03S											3.40	0.134	6.20	0.244	1.000	5.710	2.88	0.113	E
CID025ZT 04S											4.60	0.181	8.70	0.343	0.686	3.917	3.88	0.153	E
CID025ZT 05S											6.50	0.256	12.50	0.492	0.461	2.632	5.38	0.212	E
CID032ZU 01S	1.92	0.076	2.20	0.087	1.00	0.039	0.32	0.013	5.47	1.230	2.30	0.091	3.10	0.122	6.551	37.406	2.08	0.082	E
CID032ZU 02S											3.10	0.122	4.40	0.173	4.168	23.799	2.72	0.107	E
CID032ZU 03S											4.20	0.165	6.30	0.248	2.697	15.400	3.68	0.145	E
CID032ZU 04S											5.80	0.228	8.70	0.343	1.834	10.472	4.96	0.195	E
CID032ZU 05S											8.10	0.319	12.50	0.492	1.236	7.057	6.88	0.271	E
CID016AB 01S	2.16	0.085	2.50	0.099	1.50	0.059	0.16	0.006	0.65	0.145	1.30	0.051	4.30	0.169	0.216	1.233	1.04	0.041	E
CID016AB 02S											1.80	0.071	6.50	0.256	0.137	0.782	1.36	0.054	E
CID016AB 03S											2.40	0.094	9.80	0.386	0.088	0.502	1.84	0.072	E
CID016AB 04S											3.40	0.134	14.20	0.559	0.059	0.337	2.48	0.098	E
CID016AB 05S											4.80	0.189	20.90	0.823	0.039	0.223	3.44	0.135	E
CID020AC 01S	2.20	0.087	2.60	0.103	1.50	0.059	0.20	0.008	1.24	0.278	1.50	0.059	4.00	0.157	0.510	2.912	1.30	0.051	E
CID020AC 02S											2.10	0.083	5.90	0.232	0.324	1.850	1.70	0.067	E
CID020AC 03S											2.90	0.114	8.70	0.343	0.206	1.176	2.30	0.091	E
CID020AC 04S											4.00	0.157	12.60	0.496	0.147	0.839	3.10	0.122	E
CID020AC 05S											5.60	0.220	18.30	0.720	0.098	0.560	4.30	0.169	E
CID025BA 01S	2.25	0.089	2.60	0.103	1.50	0.059	0.25	0.010	2.34	0.527	1.90	0.075	3.70	0.146	1.245	7.109	1.63	0.064	E
CID025BA 02S											2.50	0.098	5.50	0.217	0.794	4.534	2.13	0.084	E
CID025BA 03S											3.50	0.138	8.00	0.315	0.510	2.912	2.88	0.113	E
CID025BA 04S											4.70	0.185	11.40	0.449	0.353	2.016	3.88	0.153	E
CID025BA 05S											6.70	0.264	16.60	0.654	0.235	1.342	5.38	0.212	E
CID032BB 01S	2.32	0.091	2.60	0.103	1.40	0.055	0.32	0.013	4.69	1.054	2.30	0.091	3.70	0.146	3.354	19.151	2.08	0.082	E
CID032BB 02S											3.10	0.122	5.30	0.209	2.138	12.208	2.72	0.107	E
CID032BB 03S											4.30	0.169	7.70	0.303	1.383	7.897	3.68	0.145	E
CID032BB 04S											5.90	0.232	10.90	0.429	0.941	5.373	4.96	0.195	E
CID032BB 05S											8.20	0.323	15.60	0.614	0.637	3.637	6.88	0.271	E



COMPRESSION SPRINGS: DIN-PLUS PART 2

● End Coils Closed

● Stainless Steel EN 10270-3 Gr. 1.4310-NS (passivated)

LEE STOCK NUMBER	OUTSIDE DIAMETER		TO WORK IN HOLE DIAMETER MIN		TO WORK OVER ROD DIA. MAX		NOMINAL WIRE DIAMETER		NOMINAL LOAD		WORKING HEIGHT		NOMINAL FREE LENGTH		SPRING RATE		APPROXIMATE SOLID HEIGHT		PRICE GROUP
	MM	IN	MM	IN	MM	IN	MM	IN	N	LB	MM	IN	MM	IN	N/MM	LB/IN	MM	IN	
CID040BC 01S	2.40	0.094	2.80	0.111	1.30	0.051	0.40	0.016	8.55	1.922	2.90	0.114	3.90	0.154	8.179	46.701	2.60	0.102	E
CID040BC 02S											3.80	0.150	5.50	0.217	5.207	29.731	3.40	0.134	E
CID040BC 03S											5.30	0.209	7.80	0.307	3.373	19.259	4.60	0.181	E
CID040BC 04S											7.20	0.283	10.90	0.429	2.295	13.104	6.20	0.244	E
CID040BC 05S											10.10	0.398	15.60	0.614	1.549	8.845	8.60	0.339	E
CID020CA 01S	2.70	0.106	3.10	0.123	2.00	0.078	0.20	0.008	1.00	0.225	1.60	0.063	5.40	0.213	0.265	1.513	1.30	0.051	E
CID020CA 02S											2.20	0.087	8.20	0.323	0.167	0.954	1.70	0.067	E
CID020CA 03S											3.10	0.122	12.40	0.488	0.108	0.617	2.30	0.091	E
CID020CA 04S											4.20	0.165	17.90	0.705	0.069	0.394	3.10	0.122	E
CID020CA 05S											5.90	0.232	26.20	1.031	0.049	0.280	4.30	0.169	E
CID025CB 01S	2.75	0.108	3.10	0.123	1.90	0.074	0.25	0.010	1.92	0.432	1.90	0.075	4.90	0.193	0.637	3.637	1.63	0.064	E
CID025CB 02S											2.60	0.102	7.30	0.287	0.412	2.352	2.13	0.084	E
CID025CB 03S											3.60	0.142	10.90	0.429	0.265	1.513	2.88	0.113	E
CID025CB 04S											5.00	0.197	15.70	0.618	0.177	1.011	3.88	0.153	E
CID025CB 05S											7.00	0.276	22.90	0.902	0.118	0.674	5.38	0.212	E
CID032CC 01S	2.82	0.111	3.10	0.123	1.90	0.074	0.32	0.013	3.91	0.880	2.40	0.094	4.70	0.185	1.716	9.798	2.08	0.082	E
CID032CC 02S											3.20	0.126	6.80	0.268	1.089	6.218	2.72	0.107	E
CID032CC 03S											4.40	0.173	10.00	0.394	0.706	4.031	3.68	0.145	E
CID032CC 04S											6.10	0.240	14.20	0.559	0.481	2.746	4.96	0.195	E
CID032CC 05S											8.50	0.335	20.60	0.811	0.324	1.850	6.88	0.271	E
CID040CD 01S	2.90	0.114	3.30	0.130	1.80	0.070	0.40	0.016	7.33	1.647	2.90	0.114	4.70	0.185	4.187	23.907	2.60	0.102	E
CID040CD 02S											3.90	0.154	6.70	0.264	2.667	15.228	3.40	0.134	E
CID040CD 03S											5.40	0.213	9.60	0.378	1.726	9.855	4.60	0.181	E
CID040CD 04S											7.30	0.287	13.60	0.535	1.177	6.721	6.20	0.244	E
CID040CD 05S											10.30	0.406	19.50	0.768	0.794	4.534	8.60	0.339	E
CID025DA 01S	3.45	0.136	4.00	0.158	2.50	0.098	0.25	0.010	1.53	0.344	2.00	0.079	7.10	0.280	0.304	1.736	1.63	0.064	E
CID025DA 02S											2.80	0.110	10.70	0.421	0.196	1.119	2.13	0.084	E
CID025DA 03S											3.80	0.150	16.10	0.634	0.127	0.725	2.88	0.113	E
CID025DA 04S											5.30	0.209	23.30	0.917	0.088	0.502	3.88	0.153	E
CID025DA 05S											7.50	0.295	34.10	1.343	0.059	0.337	5.38	0.212	E
CID032DB 01S	3.52	0.139	4.00	0.158	2.40	0.094	0.32	0.013	3.16	0.710	2.50	0.098	6.30	0.248	0.814	4.648	2.08	0.082	E
CID032DB 02S											3.30	0.130	9.40	0.370	0.520	2.969	2.72	0.107	E
CID032DB 03S											4.60	0.181	14.00	0.551	0.333	1.901	3.68	0.145	E
CID032DB 04S											6.30	0.248	20.10	0.791	0.226	1.290	4.96	0.195	E
CID032DB 05S											8.90	0.350	29.30	1.154	0.157	0.896	6.88	0.271	E
CID040DC 01S	3.60	0.142	4.00	0.158	2.50	0.098	0.40	0.016	6.00	1.349	3.00	0.118	6.00	0.236	2.001	11.426	2.60	0.102	E
CID040DC 02S											4.00	0.157	8.70	0.343	1.275	7.280	3.40	0.134	E
CID040DC 03S											5.50	0.217	12.80	0.504	0.824	4.705	4.60	0.181	E
CID040DC 04S											7.60	0.299	18.30	0.720	0.559	3.192	6.20	0.244	E
CID040DC 05S											10.70	0.421	26.50	1.043	0.382	2.181	8.60	0.339	E
CID032DF 01S	4.32	0.170	4.80	0.189	3.20	0.125	0.32	0.013	2.57	0.578	2.60	0.102	8.70	0.343	0.422	2.410	2.08	0.082	E
CID032DF 02S											3.50	0.138	13.10	0.516	0.265	1.513	2.72	0.107	E
CID032DF 03S											4.90	0.193	19.80	0.780	0.177	1.011	3.68	0.145	E
CID032DF 04S											6.70	0.264	28.60	1.126	0.118	0.674	4.96	0.195	E
CID032DF 05S											9.50	0.374	41.90	1.650	0.078	0.445	6.88	0.271	E
CID040DG 01S	4.40	0.173	5.00	0.197	3.20	0.125	0.40	0.016	4.93	1.109	3.10	0.122	7.90	0.311	1.020	5.824	2.60	0.102	E
CID040DG 02S											4.20	0.165	11.70	0.461	0.647	3.694	3.40	0.134	E
CID040DG 03S											5.80	0.228	17.50	0.689	0.422	2.410	4.60	0.181	E
CID040DG 04S											7.90	0.311	25.10	0.988	0.284	1.622	6.20	0.244	E
CID040DG 05S											11.20	0.441	36.60	1.441	0.196	1.119	8.60	0.339	E
CID040EG 01S	5.40	0.213	6.00	0.237	4.10	0.161	0.40	0.016	4.01	0.902	3.20	0.126	10.90	0.429	0.520	2.969	2.60	0.102	E
CID040EG 02S											4.40	0.173	16.40	0.646	0.333	1.901	3.40	0.134	E
CID040EG 03S											6.10	0.240	24.70	0.972	0.216	1.233	4.60	0.181	E
CID040EG 04S											8.40	0.331	35.80	1.409	0.147	0.839	6.20	0.244	E
CID040EG 05S											11.90	0.469	52.40	2.063	0.098	0.560	8.60	0.339	E

COMPRESSION SPRINGS: DIN-PLUS PART 1



● End Coils Closed and Ground

● Spring Steel EN 10270-1-SH (Plated)

LEE STOCK NUMBER	OUTSIDE DIAMETER		TO WORK IN HOLE DIAMETER MIN		TO WORK OVER ROD DIA. MAX		NOMINAL WIRE DIAMETER		NOMINAL LOAD		WORKING HEIGHT		NOMINAL FREE LENGTH		SPRING RATE		APPROXIMATE SOLID HEIGHT		PRICE GROUP
	MM	IN	MM	IN	MM	IN	MM	IN	N	LB	MM	IN	MM	IN	N/MM	LB/IN	MM	IN	
LCD050AA 01 M	3.00	0.118	3.40	0.134	1.70	0.066	0.50	0.020	10.40	2.337	3.50	0.138	4.40	0.173	11.57	66.06	2.75	0.108	L
LCD050AA 02 M											4.70	0.185	6.10	0.240	7.42	42.37	3.75	0.148	L
LCD050AA 03 M											6.50	0.256	8.70	0.343	4.80	27.41	5.25	0.207	L
LCD050AA 04 M											9.00	0.354	12.00	0.472	3.27	18.67	7.25	0.285	L
LCD050AA 05 M											12.80	0.504	17.50	0.689	2.21	12.62	10.25	0.404	L
LCD050AB 01 M	3.70	0.146	4.10	0.162	2.40	0.094	0.50	0.020	10.00	2.249	3.70	0.146	5.50	0.217	5.57	31.80	2.75	0.108	L
LCD050AB 02 M											5.10	0.201	7.90	0.311	3.53	20.16	3.75	0.148	L
LCD050AB 03 M											7.10	0.280	11.50	0.453	2.28	13.02	5.25	0.207	L
LCD050AB 04 M											9.80	0.386	16.00	0.630	1.56	8.91	7.25	0.285	L
LCD050AB 05 M											14.00	0.551	23.50	0.925	1.05	6.00	10.25	0.404	L
LCD063AC 01 M	3.83	0.151	4.20	0.166	2.30	0.090	0.63	0.025	20.99	4.718	4.00	0.157	5.50	0.217	14.02	80.05	3.47	0.137	L
LCD063AC 02 M											5.40	0.213	7.80	0.307	8.90	50.82	4.73	0.186	L
LCD063AC 03 M											7.50	0.295	11.00	0.433	5.77	32.95	6.62	0.261	L
LCD063AC 04 M											10.30	0.406	15.50	0.610	3.93	22.44	9.14	0.360	L
LCD063AC 05 M											14.70	0.579	22.50	0.886	2.65	15.13	12.92	0.509	L
LCD050AE 01 M	4.50	0.177	5.00	0.197	3.10	0.122	0.50	0.020	9.32	2.095	3.70	0.146	7.00	0.276	2.83	16.16	2.75	0.108	L
LCD050AE 02 M											5.10	0.201	10.00	0.394	1.81	10.33	3.75	0.148	L
LCD050AE 03 M											7.10	0.280	15.00	0.591	1.17	6.68	5.25	0.207	L
LCD050AE 04 M											9.80	0.386	21.50	0.846	0.79	4.51	7.25	0.285	L
LCD050AE 05 M											14.00	0.551	31.00	1.220	0.54	3.08	10.25	0.404	L
LCD063BA 01 M	4.63	0.182	5.00	0.197	3.00	0.118	0.63	0.025	17.16	3.858	4.30	0.169	6.70	0.264	7.16	40.88	3.47	0.137	L
LCD063BA 02 M											5.80	0.228	9.60	0.378	4.55	25.98	4.73	0.186	L
LCD063BA 03 M											8.20	0.323	14.00	0.551	2.94	16.79	6.62	0.261	L
LCD063BA 04 M											11.30	0.445	20.00	0.787	2.00	11.42	9.14	0.360	L
LCD063BA 05 M											16.20	0.638	29.00	1.142	1.35	7.71	12.92	0.509	L
LCD080BB 01 M	4.80	0.189	5.30	0.209	2.80	0.110	0.80	0.031	31.87	7.165	5.20	0.205	6.90	0.272	18.53	105.80	4.40	0.173	N
LCD080BB 02 M											7.00	0.276	9.70	0.382	11.87	67.78	6.00	0.236	N
LCD080BB 03 M											9.80	0.386	14.00	0.551	7.67	43.79	8.40	0.331	N
LCD080BB 04 M											13.50	0.531	19.50	0.768	5.22	29.81	11.60	0.457	N
LCD080BB 05 M											19.10	0.752	28.00	1.102	3.52	20.10	16.40	0.646	N
LCD050BD 01 M	5.50	0.217	6.20	0.245	4.00	0.157	0.50	0.020	8.04	1.808	3.90	0.154	9.40	0.370	1.46	8.34	2.75	0.108	L
LCD050BD 02 M											5.40	0.213	14.00	0.551	0.93	5.31	3.75	0.148	L
LCD050BD 03 M											7.60	0.299	20.50	0.807	0.61	3.48	5.25	0.207	L
LCD050BD 04 M											10.60	0.417	30.00	1.181	0.41	2.34	7.25	0.285	L
LCD050BD 05 M											15.10	0.594	44.50	1.752	0.27	1.54	10.25	0.404	L
LCD063BE 01 M	5.63	0.222	6.10	0.241	3.90	0.153	0.63	0.025	15.50	3.483	4.30	0.169	8.50	0.335	3.69	21.07	3.47	0.137	L
LCD063BE 02 M											5.80	0.228	12.50	0.492	2.35	13.42	4.73	0.186	L
LCD063BE 03 M											8.20	0.323	18.50	0.728	1.52	8.68	6.62	0.261	L
LCD063BE 04 M											11.30	0.445	26.00	1.024	1.03	5.88	9.14	0.360	L
LCD063BE 05 M											16.20	0.638	38.50	1.516	0.70	4.00	12.92	0.509	L
LCD080BF 01 M	5.80	0.228	6.30	0.249	3.80	0.149	0.80	0.031	25.99	5.843	5.60	0.220	8.30	0.327	9.53	54.42	4.40	0.173	N
LCD080BF 02 M											7.70	0.303	12.00	0.472	6.07	34.66	6.00	0.236	N
LCD080BF 03 M											10.90	0.429	17.50	0.689	3.92	22.38	8.40	0.331	N
LCD080BF 04 M											15.10	0.594	24.50	0.965	2.67	15.25	11.60	0.457	N
LCD080BF 05 M											21.50	0.846	36.00	1.417	1.80	10.28	16.40	0.646	N
LCD100C 01 M	6.00	0.236	6.50	0.256	3.60	0.141	1.00	0.039	43.74	9.833	6.60	0.260	8.50	0.335	23.24	132.70	5.50	0.217	N
LCD100C 02 M											9.00	0.354	12.00	0.472	14.81	84.56	7.50	0.295	N
LCD100C 03 M											12.60	0.496	17.00	0.669	9.57	54.64	10.50	0.413	N
LCD100C 04 M											17.40	0.685	24.00	0.945	6.51	37.17	14.50	0.571	N
LCD100C 05 M											24.60	0.969	34.50	1.358	4.40	25.12	20.50	0.807	N
LCD050CE 01 M	6.80	0.268	7.50	0.296	5.30	0.208	0.50	0.020	6.57	1.477	4.30	0.169	13.50	0.531	0.73	4.17	2.75	0.108	L
LCD050CE 02 M											6.00	0.236	20.00	0.787	0.46	2.63	3.75	0.148	L
LCD050CE 03 M											8.70	0.343	30.00	1.181	0.30	1.71	5.25	0.207	L
LCD050CE 04 M											12.20	0.480	44.00	1.732	0.21	1.20	7.25	0.285	L
LCD050CE 05 M											17.40	0.685	65.00	2.559	0.14	0.80	10.25	0.404	L
LCD063CF 01 M	6.93	0.273	7.60	0.300	5.10	0.200	0.63	0.025	12.46	2.800	4.60	0.181	11.50	0.453	1.83	10.45	3.47	0.137	L
LCD063CF 02 M											6.20	0.244	17.00	0.669	1.17	6.68	4.73	0.186	L
LCD063CF 03 M											8.90	0.350	25.50	1.004	0.76	4.34	6.62	0.261	L
LCD063CF 04 M											12.30	0.484	36.50	1.437	0.51	2.91	9.14	0.360	L
LCD063CF 05 M											17.70	0.697	54.00	2.126	0.34	1.94	12.92	0.509	L



COMPRESSION SPRINGS: DIN-PLUS PART 1

● End Coils Closed and Ground

● Spring Steel EN 10270-1-SH (Plated)

LEE STOCK NUMBER	OUTSIDE DIAMETER		TO WORK IN HOLE DIAMETER MIN		TO WORK OVER ROD DIA. MAX		NOMINAL WIRE DIAMETER		NOMINAL LOAD		WORKING HEIGHT		NOMINAL FREE LENGTH		SPRING RATE		APPROXIMATE SOLID HEIGHT		PRICE GROUP
	MM	IN	MM	IN	MM	IN	MM	IN	N	LB	MM	IN	MM	IN	N/MM	LB/IN	MM	IN	
LCD080CG 01 M	7.10	0.280	7.70	0.304	5.00	0.196	0.80	0.031	24.03	5.402	5.60	0.220	10.50	0.413	4.77	27.24	4.40	0.173	N
LCD080CG 02 M											7.70	0.303	15.50	0.610	3.03	17.30	6.00	0.236	N
LCD080CG 03 M											10.90	0.429	23.00	0.906	1.96	11.19	8.40	0.331	N
LCD080CG 04 M											15.10	0.594	33.00	1.299	1.33	7.59	11.60	0.457	N
LCD080CG 05 M											21.50	0.846	48.00	1.890	0.90	5.14	16.40	0.646	N
LCD100CH 01 M	7.30	0.287	7.80	0.308	4.90	0.192	1.00	0.039	34.13	7.672	7.30	0.287	10.00	0.394	11.57	66.06	5.50	0.217	N
LCD100CH 02 M											10.10	0.398	14.50	0.571	7.39	42.20	7.50	0.295	N
LCD100CH 03 M											14.30	0.563	21.50	0.846	4.79	27.35	10.50	0.413	N
LCD100CH 04 M											19.90	0.783	30.50	1.201	3.26	18.61	14.50	0.571	N
LCD100CH 05 M											28.30	1.114	43.50	1.713	2.20	12.56	20.50	0.807	N
LCD125DA 01 M	7.55	0.297	8.10	0.319	4.70	0.185	1.25	0.049	133.38	29.984	7.20	0.283	12.00	0.472	29.03	165.76	6.88	0.271	N
LCD125DA 02 M											9.80	0.386	17.00	0.669	18.04	103.01	9.38	0.369	N
LCD125DA 03 M											13.80	0.543	25.00	0.984	11.77	67.21	13.13	0.517	N
LCD125DA 04 M											19.20	0.756	35.50	1.398	8.09	46.19	18.13	0.714	N
LCD125DA 05 M											27.10	1.067	51.50	2.028	5.39	30.78	25.63	1.009	N
LCD063DF 01 M	8.63	0.340	9.40	0.371	6.80	0.267	0.63	0.025	10.00	2.249	5.10	0.201	16.00	0.630	0.89	5.08	3.47	0.137	L
LCD063DF 02 M											7.10	0.280	24.50	0.965	0.57	3.25	4.73	0.186	L
LCD063DF 03 M											10.20	0.402	37.00	1.457	0.37	2.11	6.62	0.261	L
LCD063DF 04 M											14.30	0.563	55.00	2.165	0.25	1.43	9.14	0.360	L
LCD063DF 05 M											20.60	0.811	80.50	3.169	0.17	0.97	12.92	0.509	L
LCD080DG 01 M	8.80	0.346	9.60	0.378	6.60	0.259	0.80	0.031	19.52	4.387	6.10	0.240	14.50	0.571	2.32	13.25	4.40	0.173	N
LCD080DG 02 M											8.40	0.331	21.50	0.846	1.48	8.45	6.00	0.236	N
LCD080DG 03 M											12.00	0.472	32.00	1.260	0.96	5.48	8.40	0.331	N
LCD080DG 04 M											16.70	0.657	47.00	1.850	0.65	3.71	11.60	0.457	N
LCD080DG 05 M											23.80	0.937	68.00	2.677	0.44	2.51	16.40	0.646	N
LCD100E 01 M	9.00	0.354	9.60	0.378	6.50	0.255	1.00	0.039	33.15	7.452	7.30	0.287	13.00	0.512	5.68	32.43	5.50	0.217	N
LCD100E 02 M											10.10	0.398	19.00	0.748	3.61	20.61	7.50	0.295	N
LCD100E 03 M											14.30	0.563	28.50	1.122	2.33	13.30	10.50	0.413	N
LCD100E 04 M											19.90	0.783	40.50	1.594	1.59	9.08	14.50	0.571	N
LCD100E 05 M											28.30	1.114	59.00	2.323	1.08	6.17	20.50	0.807	N
LCD125EB 01 M	9.25	0.364	9.90	0.390	6.10	0.240	1.25	0.049	104.94	23.590	7.40	0.291	15.00	0.591	14.32	81.77	6.88	0.271	N
LCD125EB 02 M											10.50	0.413	22.00	0.866	8.92	50.93	9.38	0.369	N
LCD125EB 03 M											14.90	0.587	33.00	1.299	5.83	33.29	13.13	0.517	N
LCD125EB 04 M											21.00	0.827	47.50	1.870	3.96	22.61	18.13	0.714	N
LCD125EB 05 M											30.00	1.181	69.00	2.717	2.69	15.36	25.63	1.009	N
LCD160EE 01 M	9.60	0.378	10.10	0.398	5.90	0.232	1.60	0.063	211.83	47.622	9.00	0.354	14.50	0.571	37.27	212.81	8.80	0.346	P
LCD160EE 02 M											12.60	0.496	21.50	0.846	23.73	135.50	12.00	0.472	P
LCD160EE 03 M											17.90	0.705	31.50	1.240	15.40	87.93	16.80	0.661	P
LCD160EE 04 M											24.80	0.976	45.00	1.772	10.40	59.38	23.20	0.913	P
LCD160EE 05 M											35.20	1.386	65.50	2.579	7.05	40.25	32.80	1.291	P
LCD080F 01 M	10.80	0.425	11.60	0.457	8.60	0.338	0.80	0.031	15.40	3.461	6.90	0.272	20.00	0.787	1.20	6.85	4.40	0.173	N
LCD080F 02 M											9.80	0.386	30.00	1.181	0.76	4.34	6.00	0.236	N
LCD080F 03 M											14.30	0.563	45.50	1.791	0.49	2.80	8.40	0.331	N
LCD080F 04 M											19.90	0.783	66.00	2.598	0.33	1.88	11.60	0.457	N
LCD080F 05 M											28.50	1.122	96.50	3.799	0.23	1.31	16.40	0.646	N
LCD100FC 01 M	11.00	0.433	11.80	0.465	8.40	0.330	1.00	0.039	27.36	6.151	8.00	0.315	17.50	0.689	2.90	16.56	5.50	0.217	N
LCD100FC 02 M											11.20	0.441	26.00	1.024	1.85	10.56	7.50	0.295	N
LCD100FC 03 M											16.00	0.630	39.00	1.535	1.20	6.85	10.50	0.413	N
LCD100FC 04 M											22.40	0.882	56.00	2.205	0.81	4.63	14.50	0.571	N
LCD100FC 05 M											32.00	1.260	81.50	3.209	0.55	3.14	20.50	0.807	N
LCD125FF 01 M	11.25	0.443	11.90	0.469	8.20	0.322	1.25	0.049	85.42	19.203	7.70	0.303	20.00	0.787	7.09	40.48	6.88	0.271	N
LCD125FF 02 M											10.80	0.425	29.50	1.161	4.51	25.75	9.38	0.369	N
LCD125FF 03 M											15.20	0.598	44.50	1.752	2.92	16.67	13.13	0.517	N
LCD125FF 04 M											21.10	0.831	64.00	2.520	1.99	11.36	18.13	0.714	N
LCD125FF 05 M											30.00	1.181	93.50	3.681	1.34	7.65	25.63	1.009	N
LCD160FG 01 M	11.60	0.457	12.10	0.477	7.90	0.311	1.60	0.063	169.66	38.141	9.40	0.370	18.50	0.728	19.12	109.17	8.80	0.346	N
LCD160FG 02 M											13.20	0.520	27.00	1.063	12.16	69.43	12.00	0.472	N
LCD160FG 03 M											18.90	0.744	40.50	1.594	7.87	44.94	16.80	0.661	N
LCD160FG 04 M											26.50	1.043	58.50	2.303	5.33	30.43	23.20	0.913	Q
LCD160FG 05 M											37.90	1.492	85.00	3.346	3.61	20.61	32.80	1.291	Q

COMPRESSION SPRINGS: DIN-PLUS PART 1



● End Coils Closed and Ground

● Spring Steel EN 10270-1-SH (Plated)

LEE STOCK NUMBER	OUTSIDE DIAMETER		TO WORK IN HOLE DIAMETER MIN		TO WORK OVER ROD DIA. MAX		NOMINAL WIRE DIAMETER		NOMINAL LOAD		WORKING HEIGHT		NOMINAL FREE LENGTH		SPRING RATE		APPROXIMATE SOLID HEIGHT		PRICE GROUP
	MM	IN	MM	IN	MM	IN	MM	IN	N	LB	MM	IN	MM	IN	N/MM	LB/IN	MM	IN	
LCD200G 01 M	12.00	0.472	12.50	0.493	7.50	0.295	2.00	0.079	317.75	71.433	11.20	0.441	18.00	0.709	46.58	265.97	11.00	0.433	R
LCD200G 02 M											15.60	0.614	26.50	1.043	29.71	169.64	15.00	0.591	R
LCD200G 03 M											22.00	0.866	38.50	1.516	19.22	109.74	21.00	0.827	S
LCD200G 04 M											30.60	1.205	55.00	2.165	13.04	74.46	29.00	1.142	U
LCD200G 05 M											43.40	1.709	79.50	3.130	8.81	50.30	41.00	1.614	X
LCD100GH 01 M	13.50	0.531	14.40	0.567	10.80	0.425	1.00	0.039	21.97	4.939	9.40	0.370	24.00	0.945	1.49	8.51	5.50	0.217	N
LCD100GH 02 M											13.40	0.528	36.50	1.437	0.95	5.42	7.50	0.295	N
LCD100GH 03 M											19.40	0.764	55.50	2.185	0.61	3.48	10.50	0.413	N
LCD100GH 04 M											27.40	1.079	80.50	3.169	0.41	2.34	14.50	0.571	R
LCD100GH 05 M											39.40	1.551	115.00	4.528	0.28	1.60	20.50	0.807	T
LCD125GJ 01 M	13.75	0.541	14.60	0.575	10.60	0.417	1.25	0.049	69.04	15.521	8.20	0.323	27.00	1.063	3.63	20.73	6.88	0.271	N
LCD125GJ 02 M											11.60	0.457	41.50	1.634	2.31	13.19	9.38	0.369	N
LCD125GJ 03 M											16.50	0.650	62.50	2.461	1.49	8.51	13.13	0.517	P
LCD125GJ 04 M											23.10	0.909	90.50	3.563	1.02	5.82	18.13	0.714	S
LCD125GJ 05 M											32.90	1.295	130.00	5.118	0.69	3.94	25.63	1.009	W
LCD160GL 01 M	14.10	0.555	14.70	0.579	10.30	0.405	1.60	0.063	135.34	30.425	10.00	0.394	24.00	0.945	9.76	55.73	8.80	0.346	N
LCD160GL 02 M											14.10	0.555	36.00	1.417	6.23	35.57	12.00	0.472	N
LCD160GL 03 M											20.10	0.791	53.50	2.106	4.04	23.07	16.80	0.661	P
LCD160GL 04 M											28.00	1.102	78.00	3.071	2.73	15.59	23.20	0.913	Q
LCD160GL 05 M											39.90	1.571	115.00	4.528	1.84	10.51	32.80	1.291	V
LCD200GM 01 M	14.50	0.571	15.10	0.595	9.90	0.389	2.00	0.079	254.00	57.102	11.70	0.461	22.50	0.886	23.93	136.64	11.00	0.433	R
LCD200GM 02 M											16.40	0.646	33.00	1.299	15.20	86.79	15.00	0.591	S
LCD200GM 03 M											23.50	0.925	49.50	1.949	9.81	56.01	21.00	0.827	U
LCD200GM 04 M											33.00	1.299	71.00	2.795	6.69	38.20	29.00	1.142	W
LCD200GM 05 M											47.20	1.858	105.00	4.134	4.52	25.81	41.00	1.614	BB
LCD250H 01 M	15.00	0.591	15.60	0.615	9.40	0.370	2.50	0.098	467.79	105.165	14.00	0.551	22.00	0.866	58.35	333.17	13.75	0.541	S
LCD250H 02 M											19.50	0.768	32.00	1.260	37.17	212.24	18.75	0.738	T
LCD250H 03 M											27.80	1.094	47.50	1.870	24.03	137.21	26.25	1.033	U
LCD250H 04 M											38.70	1.524	67.50	2.657	16.28	92.96	36.25	1.427	X
LCD250H 05 M											55.10	2.169	98.00	3.858	10.98	62.69	51.25	2.018	BC
LCD125HK 01 M	17.25	0.679	18.20	0.717	14.10	0.555	1.25	0.049	54.23	12.192	9.10	0.358	40.50	1.594	1.73	9.88	6.88	0.271	N
LCD125HK 02 M											12.90	0.508	62.00	2.441	1.10	6.28	9.38	0.369	P
LCD125HK 03 M											18.50	0.728	94.00	3.701	0.72	4.11	13.13	0.517	S
LCD125HK 04 M											26.00	1.024	140.00	5.512	0.48	2.74	18.13	0.714	W
LCD125HK 05 M											37.30	1.469	205.00	8.071	0.32	1.83	25.63	1.009	BA
LCD160HM 01 M	17.60	0.693	18.50	0.729	13.70	0.539	1.60	0.063	105.92	23.811	11.00	0.433	34.00	1.339	4.65	26.55	8.80	0.346	R
LCD160HM 02 M											15.50	0.610	51.50	2.028	2.96	16.90	12.00	0.472	V
LCD160HM 03 M											22.20	0.874	77.50	3.051	1.92	10.96	16.80	0.661	Z
LCD160HM 04 M											31.20	1.228	110.00	4.331	1.30	7.42	23.20	0.913	BC
LCD160HM 05 M											44.60	1.756	165.00	6.496	0.88	5.02	32.80	1.291	BD
LCD200HN 01 M	18.00	0.709	18.60	0.733	13.40	0.527	2.00	0.079	198.10	44.535	12.50	0.492	30.00	1.181	11.38	64.98	11.00	0.433	S
LCD200HN 02 M											17.70	0.697	45.00	1.772	7.24	41.34	15.00	0.591	U
LCD200HN 03 M											25.50	1.004	68.00	2.677	4.69	26.78	21.00	0.827	Y
LCD200HN 04 M											35.90	1.413	98.00	3.858	3.19	18.21	29.00	1.142	BC
LCD200HN 05 M											51.40	2.024	145.00	5.709	2.16	12.33	41.00	1.614	BF
LCD250JK 01 M	18.50	0.728	19.10	0.752	12.90	0.507	2.50	0.098	364.82	82.015	14.60	0.575	27.50	1.083	27.75	158.45	13.75	0.541	V
LCD250JK 02 M											20.50	0.807	41.00	1.614	17.65	100.78	18.75	0.738	W
LCD250JK 03 M											29.30	1.154	61.00	2.402	11.47	65.49	26.25	1.033	Y
LCD250JK 04 M											41.10	1.618	88.00	3.465	7.78	44.42	36.25	1.427	BC
LCD250JK 05 M											58.90	2.319	130.00	5.118	5.25	29.98	51.25	2.018	BF
LCD320JL 01 M	19.20	0.756	19.80	0.780	12.20	0.480	3.20	0.126	720.82	162.046	17.80	0.701	27.50	1.083	74.33	424.42	17.60	0.693	Y
LCD320JL 02 M											24.90	0.980	40.00	1.575	47.37	270.48	24.00	0.945	Y
LCD320JL 03 M											35.40	1.394	59.00	2.323	30.69	175.24	33.60	1.323	Z
LCD320JL 04 M											49.00	1.929	83.50	3.287	20.79	118.71	46.40	1.827	BD
LCD320JL 05 M											69.40	2.732	120.00	4.724	14.12	80.62	65.60	2.583	BG
LCD160K 01 M	21.60	0.850	22.60	0.890	17.50	0.688	1.60	0.063	84.83	19.071	12.40	0.488	48.00	1.890	2.38	13.59	8.80	0.346	S
LCD160K 02 M											17.60	0.693	73.50	2.894	1.52	8.68	12.00	0.472	U
LCD160K 03 M											25.50	1.004	110.00	4.331	0.99	5.65	16.80	0.661	W
LCD160K 04 M											36.00	1.417	165.00	6.496	0.67	3.83	23.20	0.913	BB
LCD160K 05 M											51.80	2.039	240.00	9.449	0.45	2.57	32.80	1.291	BD

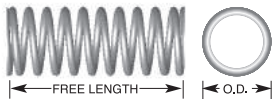
COMPRESSION SPRINGS: DIN-PLUS PART 1



● End Coils Closed and Ground

● Spring Steel EN 10270-1-SH (Plated)

LEE STOCK NUMBER	OUTSIDE DIAMETER		TO WORK IN HOLE DIAMETER MIN		TO WORK OVER ROD DIA. MAX		NOMINAL WIRE DIAMETER		NOMINAL LOAD		WORKING HEIGHT		NOMINAL FREE LENGTH		SPRING RATE		APPROXIMATE SOLID HEIGHT		PRICE GROUP
	MM	IN	MM	IN	MM	IN	MM	IN	N	LB	MM	IN	MM	IN	N/MM	LB/IN	MM	IN	
LCD500MT 01 M	37.00	1.457	38.00	1.497	26.00	1.023	5.00	0.197	1225.88	275.589	28.70	1.130	51.00	2.008	55.41	316.39	27.50	1.083	BD
LCD500MT 02 M											40.20	1.583	75.00	2.953	35.30	201.56	37.50	1.476	BF
LCD500MT 03 M											57.50	2.264	110.00	4.331	22.85	130.47	52.50	2.067	BK
LCD500MT 04 M											80.50	3.169	160.00	6.299	15.49	88.45	72.50	2.854	BN
LCD500MT 05 M											115.00	4.528	230.00	9.055	10.49	59.90	102.50	4.035	BR
LCD630MX 01 M	38.30	1.508	39.50	1.556	24.60	0.968	6.30	0.248	2314.45	520.312	35.00	1.378	50.00	1.969	140.24	800.76	34.65	1.364	BE
LCD630MX 02 M											49.00	1.929	75.00	2.953	89.14	508.98	47.25	1.860	BG
LCD630MX 03 M											69.00	2.717	110.00	4.331	57.66	329.23	66.15	2.604	BL
LCD630MX 04 M											97.00	3.819	155.00	6.102	39.23	224.00	91.35	3.596	BP
LCD630MX 05 M											137.00	5.394	225.00	8.858	26.48	151.20	129.15	5.085	BS
LCD320N 01 M	43.20	1.701	44.60	1.756	35.60	1.401	3.20	0.126	288.33	64.819	21.20	0.835	82.00	3.228	4.76	27.18	17.60	0.693	BD
LCD320N 02 M											29.70	1.169	125.00	4.921	3.03	17.30	24.00	0.945	BG
LCD320N 03 M											42.30	1.665	190.00	7.480	1.96	11.19	33.60	1.323	BQ
LCD320N 04 M											59.20	2.331	275.00	10.827	1.33	7.59	46.40	1.827	BW
LCD320N 05 M											84.50	3.327	405.00	15.945	0.90	5.14	65.60	2.583	BY
LCD400NP 01 M	44.00	1.732	45.20	1.780	34.80	1.370	4.00	0.157	532.52	119.716	25.20	0.992	71.00	2.795	11.67	66.63	22.00	0.866	BE
LCD400NP 02 M											35.10	1.382	105.00	4.134	7.40	42.25	30.00	1.181	BH
LCD400NP 03 M											50.00	1.969	160.00	6.299	4.79	27.35	42.00	1.654	BS
LCD400NP 04 M											69.80	2.748	235.00	9.252	3.26	18.61	58.00	2.283	BY
LCD400NP 05 M											99.60	3.921	340.00	13.386	2.20	12.56	82.00	3.228	CA
LCD500NR 01 M	45.00	1.772	46.00	1.812	34.00	1.338	5.00	0.197	980.70	220.471	29.60	1.165	64.00	2.520	28.34	161.82	27.50	1.083	BF
LCD500NR 02 M											41.10	1.618	95.50	3.760	18.04	103.01	37.50	1.476	BJ
LCD500NR 03 M											58.40	2.299	140.00	5.512	11.67	66.63	52.50	2.067	BX
LCD500NR 04 M											81.40	3.205	205.00	8.071	7.94	45.34	72.50	2.854	CB
LCD500NR 05 M											116.00	4.567	300.00	11.811	5.36	30.61	102.50	4.035	CD
LCD630NT 01 M	46.30	1.823	47.50	1.871	32.60	1.283	6.30	0.248	1853.52	416.691	36.00	1.417	60.00	2.362	71.69	409.34	34.65	1.364	BK
LCD630NT 02 M											50.30	1.980	90.00	3.543	45.60	260.37	47.25	1.860	BM
LCD630NT 03 M											71.80	2.827	135.00	5.315	29.52	168.56	66.15	2.604	BY
LCD630NT 04 M											100.00	3.937	195.00	7.677	20.10	114.77	91.35	3.596	CC
LCD630NT 05 M											143.00	5.630	280.00	11.024	13.53	77.25	129.15	5.085	CE
LCD800NX 01 M	48.00	1.890	49.00	1.930	31.20	1.228	8.00	0.315	3530.52	793.696	44.00	1.732	65.00	2.559	185.35	1058.33	44.00	1.732	BL
LCD800NX 02 M											61.20	2.409	90.00	3.543	118.66	677.54	60.00	2.362	BN
LCD800NX 03 M											87.00	3.425	135.00	5.315	76.69	437.89	84.00	3.307	BZ
LCD800NX 04 M											122.00	4.803	190.00	7.480	52.17	297.89	116.00	4.567	CD
LCD800NX 05 M											174.00	6.850	275.00	10.827	35.21	201.05	164.00	6.457	CF
LCD400P 01 M	54.00	2.126	56.00	2.205	44.00	1.732	4.00	0.157	426.61	95.905	27.40	1.079	99.00	3.898	5.95	33.97	22.00	0.866	BG
LCD400P 02 M											38.60	1.520	150.00	5.906	3.79	21.64	30.00	1.181	BK
LCD400P 03 M											55.40	2.181	230.00	9.055	2.45	13.99	42.00	1.654	BU
LCD400P 04 M											77.80	3.063	335.00	13.189	1.67	9.54	58.00	2.283	CA
LCD400P 05 M											111.00	4.370	490.00	19.291	1.13	6.45	82.00	3.228	CC
LCD500PQ 01 M	55.00	2.165	57.00	2.245	43.00	1.692	5.00	0.197	784.56	176.377	30.90	1.217	85.00	3.346	14.51	82.85	27.50	1.083	BH
LCD500PQ 02 M											43.20	1.701	130.00	5.118	9.25	52.82	37.50	1.476	BL
LCD500PQ 03 M											61.60	2.425	195.00	7.677	5.98	34.15	52.50	2.067	BV
LCD500PQ 04 M											86.10	3.390	280.00	11.024	4.07	23.24	72.50	2.854	CB
LCD500PQ 05 M											123.00	4.843	410.00	16.142	2.75	15.70	102.50	4.035	CD
LCD630PS 01 M	56.30	2.217	58.00	2.284	42.00	1.653	6.30	0.248	1480.86	332.911	38.00	1.496	80.00	3.150	36.68	209.44	34.65	1.364	BM
LCD630PS 02 M											53.00	2.087	115.00	4.528	23.34	133.27	47.25	1.860	BP
LCD630PS 03 M											75.00	2.953	175.00	6.890	15.10	86.22	66.15	2.604	CA
LCD630PS 04 M											105.00	4.134	250.00	9.843	10.30	58.81	91.35	3.596	CE
LCD630PS 05 M											150.00	5.906	365.00	14.370	6.94	39.63	129.15	5.085	CG
LCD800PT 01 M	58.00	2.283	60.00	2.363	40.50	1.594	8.00	0.315	2824.42	634.957	45.00	1.772	75.00	2.953	95.32	544.27	44.00	1.732	BN
LCD800PT 02 M											63.20	2.488	110.00	4.331	60.80	347.16	60.00	2.362	BQ
LCD800PT 03 M											90.00	3.543	160.00	6.299	39.23	224.00	84.00	3.307	CB
LCD800PT 04 M											127.00	5.000	230.00	9.055	26.67	152.28	116.00	4.567	CF
LCD800PT 05 M											181.00	7.126	335.00	13.189	18.04	103.01	164.00	6.457	CH
LCD1000PX 01M	60.00	2.362	62.00	2.441	38.00	1.496	10.00	0.394	5197.71	1168.497	55.00	2.165	75.00	2.953	232.42	1327.09	55.00	2.165	BQ
LCD1000PX 02M											76.00	2.992	110.00	4.331	148.08	845.52	75.00	2.953	BS
LCD1000PX 03M											109.00	4.291	165.00	6.496	95.71	546.49	105.00	4.134	CD
LCD1000PX 04M											152.00	5.984	230.00	9.055	65.12	371.83	145.00	5.709	CH
LCD1000PX 05M											217.00	8.543	335.00	13.189	43.93	250.84	205.00	8.071	CK



COMPRESSION SPRINGS: HIGH PRESSURE SERIES

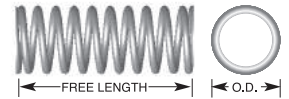
● Ends are ground.

● Type 17-7 PH Stainless Steel (Shotpeened, Passivated)

LEE STOCK NUMBER	OUTSIDE DIAMETER		TO WORK IN HOLE DIAMETER MIN.		TO WORK OVER ROD DIAMETER		NOMINAL WIRE DIAMETER		PRESSURE @ 80% DEFLECTION		APPROXIMATE LOAD AT SOLID HEIGHT		NOMINAL FREE LENGTH		SPRING RATE		APPROXIMATE SOLID HEIGHT		PRICE GROUP
	MM	IN	MM	IN	MM	IN	MM	IN	kPa	PSI	N	LB	MM	IN	N/MM	LB/IN	MM	IN	
LHP 020A 01S LHP 020A 02S LHP 020A 03S LHP 020A 04S LHP 020A 05S LHP 020A 06S	3.05	0.120	3.18	0.125	1.59	0.063	0.51	0.020	2068	300	20.42	4.59	6.35	0.250	7.51	42.87	3.63	0.143	U
9.53													0.375	4.71	26.87	5.18	0.204	U	
12.70													0.500	3.43	19.57	6.73	0.265	U	
19.05													0.750	2.22	12.68	9.86	0.388	U	
25.40													1.000	1.64	9.38	12.95	0.510	U	
31.75													1.250	1.30	7.44	16.05	0.632	V	
LHP 022A 01S LHP 022A 02S LHP 022A 03S LHP 022A 04S LHP 022A 05S LHP 022A 06S	3.05	0.120	3.18	0.125	1.59	0.063	0.56	0.022	2758	400	27.22	6.12	6.35	0.250	11.62	66.33	4.01	0.158	U
9.53													0.375	7.23	41.28	5.77	0.227	U	
12.70													0.500	5.25	29.97	7.52	0.296	U	
19.05													0.750	3.39	19.36	11.00	0.433	V	
25.40													1.000	2.50	14.29	14.50	0.571	V	
31.75													1.250	1.98	11.33	18.01	0.709	X	
LHP 023A 01S LHP 023A 02S LHP 023A 03S LHP 023A 04S LHP 023A 05S LHP 023A 06S	3.05	0.120	3.18	0.125	1.59	0.063	0.58	0.023	3447	500	34.07	7.66	6.35	0.250	14.91	85.13	4.06	0.160	U
9.53													0.375	9.25	52.79	5.84	0.230	U	
12.70													0.500	6.70	38.25	7.62	0.300	U	
19.05													0.750	4.32	24.67	11.18	0.440	V	
25.40													1.000	3.19	18.20	14.71	0.579	V	
31.75													1.250	2.53	14.42	18.26	0.719	X	
LHP 024A 01S LHP 024A 02S LHP 024A 03S LHP 024A 04S LHP 024A 05S LHP 024A 06S	3.05	0.120	3.18	0.125	1.59	0.063	0.61	0.024	4136	600	40.92	9.20	12.70	0.500	8.36	47.74	7.80	0.307	W
15.88													0.625	6.55	37.40	9.63	0.379	W	
19.05													0.750	5.38	30.74	11.46	0.451	X	
25.40													1.000	3.97	22.67	15.09	0.594	X	
31.75													1.250	3.14	17.95	18.72	0.737	Y	
38.10													1.500	2.60	14.86	22.38	0.881	Y	
LHP 030B 01S LHP 030B 02S LHP 030B 03S LHP 030B 04S LHP 030B 05S LHP 030B 06S	4.57	0.180	4.76	0.188	2.38	0.094	0.76	0.030	2068	300	45.77	10.29	7.95	0.313	13.98	79.84	4.67	0.184	V
9.53													0.375	11.23	64.12	5.44	0.214	V	
12.70													0.500	8.04	45.91	7.01	0.276	V	
19.05													0.750	5.13	29.27	10.11	0.398	V	
22.23													0.875	4.34	24.78	11.66	0.459	V	
25.40													1.000	3.76	21.49	13.23	0.521	W	
LHP 033B 01S LHP 033B 02S LHP 033B 03S LHP 033B 04S LHP 033B 05S LHP 033B 06S	4.57	0.180	4.76	0.188	2.38	0.094	0.84	0.033	2758	400	61.07	13.73	7.95	0.313	21.75	124.18	5.13	0.202	V
9.53													0.375	17.38	99.26	6.02	0.237	V	
12.70													0.500	12.38	70.67	7.77	0.306	V	
19.05													0.750	7.85	44.84	11.28	0.444	W	
22.23													0.875	6.64	37.91	13.03	0.513	W	
25.40													1.000	5.75	32.84	14.78	0.582	X	
LHP 036B 01S LHP 036B 02S LHP 036B 03S LHP 036B 04S LHP 036B 05S LHP 036B 06S	4.57	0.180	4.76	0.188	2.38	0.094	0.91	0.036	3447	500	76.33	17.16	7.95	0.313	32.71	186.76	5.61	0.221	V
9.53													0.375	26.01	148.54	6.58	0.259	V	
12.70													0.500	18.42	105.16	8.56	0.337	V	
19.05													0.750	11.63	66.39	12.47	0.491	W	
22.23													0.875	9.82	56.05	14.45	0.569	W	
25.40													1.000	8.49	48.50	16.41	0.646	X	
LHP 038B 01S LHP 038B 02S LHP 038B 03S LHP 038B 04S LHP 038B 05S LHP 038B 06S	4.57	0.180	4.76	0.188	2.38	0.094	0.97	0.038	4136	600	91.59	20.59	7.95	0.313	43.34	247.46	5.84	0.230	W
9.53													0.375	34.35	196.15	6.86	0.270	W	
12.70													0.500	24.22	138.32	8.92	0.351	W	
19.05													0.750	15.24	87.02	13.03	0.513	X	
22.23													0.875	12.85	73.40	15.09	0.594	X	
25.40													1.000	11.12	63.47	17.15	0.675	Y	
LHP 041C 01S LHP 041C 02S LHP 041C 03S LHP 041C 04S LHP 041C 05S LHP 041C 06S	6.10	0.240	6.35	0.250	3.18	0.125	1.04	0.041	2068	300	81.76	18.38	7.95	0.313	29.28	167.20	5.16	0.203	V
9.53													0.375	23.09	131.82	5.99	0.236	V	
12.70													0.500	16.18	92.40	7.65	0.301	X	
19.05													0.750	10.13	57.82	10.97	0.432	X	
25.40													1.000	7.37	42.07	14.30	0.563	X	
31.75													1.250	5.79	33.07	17.63	0.694	X	
LHP 045C 01S LHP 045C 02S LHP 045C 03S LHP 045C 04S LHP 045C 05S LHP 045C 06S	6.10	0.240	6.35	0.250	3.18	0.125	1.14	0.045	2758	400	109.03	24.51	7.95	0.313	46.15	263.51	5.59	0.220	V
9.53													0.375	36.11	206.18	6.50	0.256	V	
12.70													0.500	25.10	143.32	8.36	0.329	X	
19.05													0.750	15.59	89.03	12.07	0.475	X	
25.40													1.000	11.31	64.57	15.75	0.620	X	
31.75													1.250	8.87	50.66	19.46	0.766	Y	
LHP 049C 01S LHP 049C 02S LHP 049C 03S LHP 049C 04S LHP 049C 05S LHP 049C 06S	6.10	0.240	6.35	0.250	3.18	0.125	1.24	0.049	3447	500	136.07	30.59	7.95	0.313	70.40	401.96	6.02	0.237	Y
9.53													0.375	54.64	311.99	7.04	0.277	Y	
12.70													0.500	37.65	214.98	9.09	0.358	Y	
19.05													0.750	23.21	132.55	13.18	0.519	Z	
25.40													1.000	16.78	95.81	17.27	0.680	Z	
31.75													1.250	13.14	75.02	21.39	0.842	BA	

Spring Rate and Approx. load at Solid Height are pre-calculated for Type 17-7 PH Stainless Steel.

COMPRESSION SPRINGS: HIGH PRESSURE SERIES



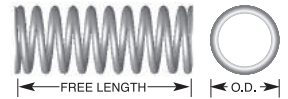
● Ends are ground.

● Type 17-7 PH Stainless Steel (Shotpeened, Passivated)

LEE STOCK NUMBER	OUTSIDE DIAMETER		TO WORK IN HOLE DIAMETER MIN.		TO WORK OVER ROD DIAMETER		NOMINAL WIRE DIAMETER		PRESSURE @ 80% DEFLECTION		APPROXIMATE LOAD AT SOLID HEIGHT		NOMINAL FREE LENGTH		SPRING RATE		APPROXIMATE SOLID HEIGHT		PRICE GROUP
	MM	IN	MM	IN	MM	IN	MM	IN	kPa	PSI	N	LB	MM	IN	N/MM	LB/IN	MM	IN	
LHP 051C 01S	6.10	0.240	6.35	0.250	3.18	0.125	1.30	0.051	4136	600	163.74	36.81	12.70	0.500	47.12	269.06	9.22	0.363	Y
LHP 051C 02S													15.88	0.625	35.86	204.75	11.30	0.445	Y
LHP 051C 03S													19.05	0.750	28.94	165.26	13.39	0.527	Z
LHP 051C 04S													25.40	1.000	20.88	119.25	17.55	0.691	Z
LHP 051C 05S													31.75	1.250	16.34	93.28	21.72	0.855	BA
LHP 051C 06S													38.10	1.500	13.42	76.60	25.88	1.019	BA
LHP 051D 01S	7.62	0.300	7.94	0.313	3.97	0.156	1.30	0.051	2068	300	128.33	28.85	9.53	0.375	38.22	218.26	6.17	0.243	X
LHP 051D 02S													12.70	0.500	26.22	149.71	7.80	0.307	Y
LHP 051D 03S													19.05	0.750	16.10	91.95	11.07	0.436	Y
LHP 051D 04S													25.40	1.000	11.62	66.35	14.35	0.565	Y
LHP 051D 05S													31.75	1.250	9.09	51.90	17.63	0.694	Y
LHP 051D 06S													38.10	1.500	7.46	42.62	20.90	0.823	Y
LHP 056D 01S							1.42	0.056	2758	400	171.12	38.47	9.53	0.375	60.33	344.49	6.68	0.263	Y
LHP 056D 02S													12.70	0.500	40.90	233.51	8.51	0.335	Y
LHP 056D 03S													19.05	0.750	24.87	142.01	12.17	0.479	Y
LHP 056D 04S													25.40	1.000	17.87	102.03	15.82	0.623	Y
LHP 056D 05S													31.75	1.250	13.94	79.61	19.48	0.767	Y
LHP 056D 06S													38.10	1.500	11.43	65.27	23.14	0.911	Z
LHP 060D 01S							1.52	0.060	3447	500	213.91	48.09	9.53	0.375	86.15	491.90	7.04	0.277	Y
LHP 060D 02S													12.70	0.500	57.81	330.09	8.99	0.354	Y
LHP 060D 03S													19.05	0.750	34.87	199.10	12.90	0.508	Z
LHP 060D 04S													25.40	1.000	24.96	142.54	16.84	0.663	BA
LHP 060D 05S													31.75	1.250	19.44	111.00	20.75	0.817	BA
LHP 060D 06S													38.10	1.500	15.92	90.89	24.66	0.971	BA
LHP 063D 01S							1.59	0.063	4136	600	256.66	57.70	9.53	0.375	109.00	622.37	7.16	0.282	Z
LHP 063D 02S													12.70	0.500	72.66	414.91	9.17	0.361	Z
LHP 063D 03S													19.05	0.750	43.60	248.95	13.16	0.518	BA
LHP 063D 04S													25.40	1.000	31.14	177.82	17.15	0.675	BA
LHP 063D 05S													31.75	1.250	24.22	138.30	21.16	0.833	BA
LHP 063D 06S													38.10	1.500	19.82	113.16	25.15	0.990	BA
LHP 063E 01S	9.14	0.360	9.53	0.375	4.76	0.188	1.59	0.063	2068	300	183.89	41.34	9.53	0.375	63.90	364.88	6.65	0.262	X
LHP 063E 02S													12.70	0.500	42.60	243.25	8.38	0.330	Y
LHP 063E 03S													19.05	0.750	25.56	145.95	11.86	0.467	Y
LHP 063E 04S													25.40	1.000	18.26	104.25	15.32	0.603	Y
LHP 063E 05S													31.75	1.250	14.20	81.08	18.80	0.740	Z
LHP 063E 06S													38.10	1.500	11.62	66.34	22.25	0.876	Z
LHP 068E 01S							1.73	0.068	2758	400	245.19	55.12	9.53	0.375	99.31	567.03	7.06	0.278	Y
LHP 068E 02S													12.70	0.500	65.20	372.31	8.94	0.352	Y
LHP 068E 03S													19.05	0.750	38.66	220.72	12.70	0.500	Y
LHP 068E 04S													25.40	1.000	27.47	156.85	16.46	0.648	Z
LHP 068E 05S													31.75	1.250	21.30	121.65	20.24	0.797	Z
LHP 068E 06S													38.10	1.500	17.40	99.35	24.00	0.945	BA
LHP 072E 01S							1.83	0.072	3447	500	306.35	68.87	9.53	0.375	136.77	780.97	7.29	0.287	Z
LHP 072E 02S													12.70	0.500	88.75	506.75	9.25	0.364	Z
LHP 072E 03S													19.05	0.750	52.14	297.70	13.18	0.519	BA
LHP 072E 04S													25.40	1.000	36.91	210.75	17.09	0.673	BA
LHP 072E 05S													31.75	1.250	28.57	163.11	21.01	0.827	BA
LHP 072E 06S													38.10	1.500	23.30	133.04	24.94	0.982	BB
LHP 075E 01S							1.91	0.075	4136	600	368.45	82.83	15.88	0.625	82.51	471.13	11.40	0.449	BA
LHP 075E 02S													19.05	0.750	65.32	372.98	13.41	0.528	BA
LHP 075E 03S													25.40	1.000	46.11	263.28	17.40	0.685	BA
LHP 075E 04S													31.75	1.250	35.63	203.44	21.41	0.843	BA
LHP 075E 05S													38.10	1.500	29.03	165.77	25.40	1.000	BB
LHP 075E 06S													44.45	1.750	24.50	139.87	29.41	1.158	BC
LHP 085G 01S	12.19	0.480	12.70	0.500	6.35	0.250	2.16	0.085	2068	300	326.90	73.49	11.13	0.438	112.81	644.12	8.23	0.324	BC
LHP 085G 02S													12.70	0.500	91.61	523.10	9.14	0.360	BC
LHP 085G 03S													19.05	0.750	52.12	297.63	12.78	0.503	BC
LHP 085G 04S													25.40	1.000	36.42	207.98	16.41	0.646	BD
LHP 085G 05S													31.75	1.250	27.99	159.84	20.07	0.790	BD
LHP 085G 06S													38.10	1.500	22.73	129.79	23.70	0.933	BE
LHP 091G 01S							2.32	0.092	2758	400	435.53	97.91	11.13	0.438	170.72	974.79	8.59	0.338	BC
LHP 091G 02S													12.70	0.500	137.33	784.13	9.53	0.375	BC
LHP 091G 03S													19.05	0.750	76.78	438.40	13.39	0.527	BD
LHP 091G 04S													25.40	1.000	53.28	304.25	17.22	0.678	BD
LHP 091G 05S													31.75	1.250	40.80	232.96	21.06	0.829	BE
LHP 091G 06S													38.10	1.500	33.05	188.74	24.89	0.980	BE

Spring Rate and Approx. load at Solid Height are pre-calculated for Type 17-7 PH Stainless Steel.

COMPRESSION SPRINGS: HIGH PRESSURE SERIES

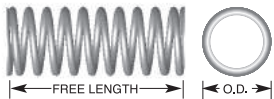


● Ends are ground.

● Type 17-7 PH Stainless Steel (Shotpeened, Passivated)

LEE STOCK NUMBER	OUTSIDE DIAMETER		TO WORK IN HOLE DIAMETER MIN.		TO WORK OVER ROD DIAMETER		NOMINAL WIRE DIAMETER		PRESSURE @ 80% DEFLECTION		APPROXIMATE LOAD AT SOLID HEIGHT		NOMINAL FREE LENGTH		SPRING RATE		APPROXIMATE SOLID HEIGHT		PRICE GROUP
	MM	IN	MM	IN	MM	IN	MM	IN	kPa	PSI	N	LB	MM	IN	N/MM	LB/IN	MM	IN	
LHP 170K 01S	21.46	0.845	22.23	0.875	11.11	0.438	4.32	0.170	2758	400	1334.78	300.07	19.05	0.750	399.59	2281.61	15.72	0.619	BL
LHP 170K 02S													25.40	1.000	248.23	1417.36	20.02	0.788	BM
LHP 170K 03S													31.75	1.250	180.03	1027.98	24.33	0.958	BN
LHP 170K 04S													38.10	1.500	141.23	806.43	28.65	1.128	BQ
LHP 170K 05S													44.45	1.750	116.19	663.45	32.94	1.297	BR
LHP 170K 06S													50.80	2.000	98.69	563.53	37.26	1.467	BR
LHP 177K 01S	24.64	0.970	25.40	1.000	12.70	0.500	4.50	0.177	3447	500	1669.11	375.23	19.05	0.750	520.63	2972.75	15.85	0.624	BN
LHP 177K 02S													25.40	1.000	319.14	1822.30	20.17	0.794	BP
LHP 177K 03S													31.75	1.250	230.10	1313.85	24.49	0.964	BQ
LHP 177K 04S													38.10	1.500	179.90	1027.23	28.83	1.135	BR
LHP 177K 05S													44.45	1.750	147.68	843.27	33.15	1.305	BS
LHP 177K 06S													50.80	2.000	125.25	715.19	37.47	1.475	BT
LHP 187K 01S	24.64	0.970	25.40	1.000	12.70	0.500	4.75	0.187	4136	600	2006.10	450.99	25.40	1.000	434.94	2483.46	20.78	0.818	BW
LHP 187K 02S													31.75	1.250	310.81	1774.71	25.30	0.996	BX
LHP 187K 03S													38.10	1.500	241.80	1380.68	29.79	1.173	BZ
LHP 187K 04S													44.45	1.750	197.87	1129.83	34.32	1.351	CA
LHP 187K 05S													50.80	2.000	167.45	956.12	38.81	1.528	CC
LHP 187K 06S													63.50	2.500	128.07	731.25	47.83	1.883	CE
LHP 177L 01S	37.08	1.460	38.10	1.500	22.23	0.875	6.65	0.262	2068	300	2947.75	662.67	19.05	0.750	869.07	4962.33	16.56	0.652	BX
LHP 177L 02S													25.40	1.000	498.31	2845.30	21.03	0.828	BZ
LHP 177L 03S													31.75	1.250	349.29	1994.43	25.50	1.004	BZ
LHP 177L 04S													38.10	1.500	268.88	1535.31	30.00	1.181	CB
LHP 177L 05S													44.45	1.750	218.57	1248.01	34.47	1.357	CC
LHP 177L 06S													50.80	2.000	184.12	1051.29	38.96	1.534	CD
LHP 218L 01S	37.08	1.460	38.10	1.500	22.23	0.875	5.54	0.218	4136	600	2620.18	589.04	25.40	1.000	677.24	3867.03	21.54	0.848	CC
LHP 218L 02S													31.75	1.250	469.25	2679.37	26.16	1.030	CD
LHP 218L 03S													38.10	1.500	358.99	2049.82	30.81	1.213	CE
LHP 218L 04S													44.45	1.750	290.69	1659.82	35.43	1.395	CF
LHP 218L 05S													50.80	2.000	244.22	1394.51	40.08	1.578	CG
LHP 218L 06S													63.50	2.500	185.06	1056.69	49.35	1.943	CH
LHP 262P 01S	37.08	1.460	38.10	1.500	22.23	0.875	7.42	0.292	2758	400	3930.32	883.57	31.75	1.250	714.05	4077.20	26.24	1.033	CH
LHP 262P 02S													38.10	1.500	519.17	2964.43	30.53	1.202	CJ
LHP 262P 03S													44.45	1.750	407.85	2328.83	34.82	1.371	CK
LHP 262P 04S													50.80	2.000	335.85	1917.67	39.09	1.539	CM
LHP 262P 05S													63.50	2.500	248.20	1417.23	47.68	1.877	CN
LHP 262P 06S													76.20	3.000	196.84	1123.93	56.24	2.214	AX
LHP 312P 01S	37.08	1.460	38.10	1.500	22.23	0.875	7.92	0.312	3447	500	4912.88	1104.46	31.75	1.250	1060.69	6056.48	27.13	1.068	CJ
LHP 312P 02S													38.10	1.500	757.98	4328.03	31.62	1.245	CK
LHP 312P 03S													44.45	1.750	589.69	3367.10	36.12	1.422	CM
LHP 312P 04S													50.80	2.000	482.55	2755.35	40.61	1.599	CM
LHP 312P 05S													63.50	2.500	353.94	2020.98	49.61	1.953	AX
LHP 312P 06S													76.20	3.000	279.46	1595.69	58.62	2.308	AY
LHP 331P 01S	37.08	1.460	38.10	1.500	22.23	0.875	8.41	0.331	4136	600	5895.45	1325.35	38.10	1.500	1070.37	6111.77	32.59	1.283	CM
LHP 331P 02S													44.45	1.750	824.42	4707.41	37.29	1.468	CM
LHP 331P 03S													50.80	2.000	670.38	3827.85	42.01	1.654	CN
LHP 331P 04S													63.50	2.500	488.02	2786.54	51.41	2.024	AX
LHP 331P 05S													76.20	3.000	383.65	2190.62	60.83	2.395	AY
LHP 331P 06S													88.90	3.500	316.06	1804.67	70.26	2.766	AZ

Spring Rate and Approx. load at Solid Height are pre-calculated for Type 17-7 PH Stainless Steel.



COMPRESSION SPRINGS: HIGH PRESSURE SERIES

● Ends are ground.

● Type 17-7 PH Stainless Steel (Shotpeened, Passivated)

LEE STOCK NUMBER	OUTSIDE DIAMETER		TO WORK IN HOLE DIAMETER MIN.		TO WORK OVER ROD DIAMETER		NOMINAL WIRE DIAMETER		PRESSURE @ 80% DEFLECTION		APPROXIMATE LOAD AT SOLID HEIGHT		NOMINAL FREE LENGTH		SPRING RATE		APPROXIMATE SOLID HEIGHT		PRICE GROUP
	MM	IN	MM	IN	MM	IN	MM	IN	kPa	PSI	N	LB	MM	IN	N/MM	LB/IN	MM	IN	
LHP 362U 01S	49.20	1.937	50.80	2.000	28.58	1.125	9.19	0.362	2068	300	5240.41	1178.09	38.10	1.500	759.63	4337.47	31.19	1.228	CM
LHP 362U 02S													44.45	1.750	574.54	3280.58	35.33	1.391	CN
LHP 362U 03S													50.80	2.000	461.97	2637.84	39.45	1.553	AX
LHP 362U 04S													63.50	2.500	331.91	1895.20	47.70	1.878	AY
LHP 362U 05S													76.20	3.000	259.00	1478.86	55.96	2.203	AZ
LHP 362U 06S													88.90	3.500	212.35	1212.49	64.21	2.528	AZ
LHP 375U 01S							9.53	0.375	2758	400	6987.22	1570.79	38.10	1.500	991.57	5661.82	31.06	1.223	CN
LHP 375U 02S													44.45	1.750	743.68	4246.36	35.05	1.380	CN
LHP 375U 03S													50.80	2.000	594.94	3397.09	39.07	1.538	AX
LHP 375U 04S													63.50	2.500	424.96	2426.49	47.07	1.853	AY
LHP 375U 05S													76.20	3.000	330.52	1887.27	55.07	2.168	AZ
LHP 375U 06S													88.90	3.500	270.43	1544.13	63.07	2.483	AZ
LHP 406U 01S							10.31	0.406	3447	500	8734.04	1963.49	38.10	1.500	1575.75	8997.46	32.56	1.282	AX
LHP 406U 02S													44.45	1.750	1155.78	6599.42	36.88	1.452	AX
LHP 406U 03S													50.80	2.000	912.56	5210.65	41.22	1.623	AX
LHP 406U 04S													63.50	2.500	642.25	3667.21	49.91	1.965	AY
LHP 406U 05S													76.20	3.000	495.48	2829.18	58.57	2.306	AZ
LHP 406U 06S													88.90	3.500	403.32	2302.92	67.23	2.647	SPECIAL
LHP 437U 01S	11.10	0.437	4136	600	10480.86	2356.19	47.63	1.875	1548.21	8840.22	40.84	1.608	AX						
LHP 437U 02S							50.80	2.000	1376.34	7858.84	43.18	1.700	AY						
LHP 437U 03S							63.50	2.500	953.11	5442.22	52.50	2.067	AZ						
LHP 437U 04S							76.20	3.000	728.96	4162.30	61.82	2.434	SPECIAL						
LHP 437U 05S							88.90	3.500	590.16	3369.78	71.15	2.801	SPECIAL						
LHP 437U 06S							101.60	4.000	495.76	2830.79	80.47	3.168	SPECIAL						

Spring Rate and Approx. load at Solid Height are pre-calculated for Type 17-7 PH Stainless Steel.



DIE SPRINGS

Medium Load Plus – Beige

● Ideal Operating Range 25% to 35% of Free Length ● Music Wire (MW), Chrome Silicon (CS)

LEE STOCK NUMBER	MATERIAL	TO WORK IN HOLE DIA. MIN		TO WORK OVER ROD DIAMETER		NOMINAL OUTSIDE DIAMETER		NOMINAL WIRE DIAMETER		NOMINAL FREE LENGTH		NOMINAL RATE		LOAD AT 37% DEFLECTION (see footnote)		APPROX. SOLID HEIGHT		APPROX. NO. OF COILS	PRICE GROUP
		MM	IN	MM	IN	MM	IN	MM	IN	MM	IN	N/MM	LB/IN	N	LB	MM	IN		
LHL 375AB 01	MW	9.53	0.375	4.76	0.188	8.64	0.340	1.40	0.055	25.40	1.00	12.78	73.0	120	27.0	14.5	0.57	10.1	AA
LHL 375AB 02						8.64	0.340	1.40	0.055	31.75	1.25	10.51	60.0	124	27.8	17.0	0.67	11.9	AA
LHL 375AB 03						8.64	0.340	1.40	0.055	38.10	1.50	9.11	52.0	129	28.9	19.3	0.76	13.4	AA
LHL 375AB 04						8.64	0.340	1.40	0.055	44.45	1.75	8.06	46.0	133	29.8	21.3	0.84	14.9	AA
LHL 375AB 05						8.64	0.340	1.45	0.057	50.80	2.00	6.83	39.0	129	28.9	29.7	1.17	19.9	AB
LHL 375AB 06						8.64	0.340	1.45	0.057	63.50	2.50	5.78	33.0	136	30.5	34.5	1.36	23.2	AB
LHL 375AB 07						8.64	0.340	1.45	0.057	76.20	3.00	4.20	24.0	118	26.6	46.5	1.83	31.1	AC
LHL 375AB 08						8.64	0.340	1.45	0.057	152.40	6.00	2.28	13.0	129	28.9	86.4	3.40	55.7	AE
LHL 500AB 01	MW	12.70	0.500	7.14	0.281	12.07	0.475	1.91	0.075	25.40	1.00	23.47	134.0	221	49.6	14.7	0.58	7.5	AB
LHL 500AB 02						12.07	0.475	1.91	0.075	31.75	1.25	18.91	108.0	222	50.0	17.5	0.69	8.9	AB
LHL 500AB 03						12.07	0.475	1.98	0.078	38.10	1.50	17.16	98.0	242	54.4	22.6	0.89	11.1	AB
LHL 500AB 04						12.07	0.475	1.98	0.078	44.45	1.75	15.06	86.0	248	55.7	25.4	1.00	12.3	AB
LHL 500AB 05						12.07	0.475	1.98	0.078	50.80	2.00	13.31	76.0	250	56.2	27.9	1.10	13.7	AC
LHL 500AB 06						12.07	0.475	1.98	0.078	63.50	2.50	10.51	60.0	247	55.5	34.3	1.35	16.8	AC
LHL 500AB 07						12.07	0.475	1.98	0.078	76.20	3.00	8.41	48.0	237	53.3	41.9	1.65	20.5	AD
LHL 500AB 08						12.07	0.475	1.98	0.078	88.90	3.50	6.66	38.0	219	49.2	52.3	2.06	25.4	AD
LHL 500AB 09						12.07	0.475	1.98	0.078	152.40	6.00	3.50	20.0	198	44.4	94.7	3.73	46.4	AF
LHL 625AB 01	MW	15.88	0.625	8.73	0.344	14.76	0.581	2.31	0.091	25.40	1.00	34.15	195.0	321	72.2	15.5	0.61	6.5	AC
LHL 625AB 02						14.86	0.585	2.36	0.093	31.75	1.25	29.42	168.0	346	77.7	18.5	0.73	7.6	AC
LHL 625AB 03						14.73	0.580	2.41	0.095	38.10	1.50	26.09	149.0	368	82.7	23.1	0.91	9.2	AC
LHL 625AB 04						14.48	0.570	2.41	0.095	44.45	1.75	22.42	128.0	369	82.9	27.2	1.07	10.9	AC
LHL 625AB 05						14.99	0.590	2.49	0.098	50.80	2.00	20.67	118.0	388	87.3	30.5	1.20	11.9	AD
LHL 625AB 06						14.99	0.590	2.49	0.098	63.50	2.50	15.41	88.0	362	81.4	39.1	1.54	15.2	AD
LHL 625AB 07						14.99	0.590	2.49	0.098	76.20	3.00	13.66	78.0	385	86.6	43.4	1.71	16.9	AE
LHL 625AB 08						14.73	0.580	2.49	0.098	88.90	3.50	11.73	67.0	386	86.8	52.8	2.08	20.4	AE
LHL 625AB 09						14.73	0.580	2.49	0.098	101.60	4.00	10.51	60.0	395	88.8	57.9	2.28	22.6	AF
LHL 625AB 10						14.73	0.580	2.54	0.100	152.40	6.00	6.83	39.0	385	86.6	96.3	3.79	35.3	AH
LHL 750AB 01	MW	19.05	0.750	9.53	0.375	18.42	0.725	2.84	0.112	25.40	1.00	47.81	273.0	449	101.0	16.5	0.65	5.6	AE
LHL 750AB 02						18.29	0.720	2.92	0.115	31.75	1.25	42.03	240.0	494	111.0	20.3	0.80	6.7	AE
LHL 750AB 03						18.29	0.720	2.92	0.115	38.10	1.50	33.80	193.0	476	107.1	23.6	0.93	7.9	AE
LHL 750AB 04						17.65	0.695	2.92	0.115	44.45	1.75	31.70	181.0	521	117.2	27.4	1.08	9.1	AE
LHL 750AB 05						17.27	0.680	2.92	0.115	50.80	2.00	28.37	162.0	533	119.9	32.0	1.26	10.6	AF
LHL 750AB 06						17.40	0.685	2.92	0.115	63.50	2.50	21.54	123.0	506	113.8	39.1	1.54	13.0	AF
LHL 750AB 07						17.78	0.700	2.92	0.115	76.20	3.00	17.86	102.0	504	113.2	44.7	1.76	14.3	AG
LHL 750AB 08						17.78	0.700	2.92	0.115	88.90	3.50	15.76	90.0	519	116.6	48.0	1.89	16.0	AG
LHL 750AB 09						17.53	0.690	3.00	0.118	101.60	4.00	14.89	85.0	560	125.8	65.8	2.59	19.5	AH
LHL 750AB 10						17.27	0.680	3.00	0.118	114.30	4.50	12.78	73.0	541	121.6	72.1	2.84	23.5	AH
LHL 750AB 11						17.02	0.670	3.00	0.118	127.00	5.00	11.73	67.0	552	124.0	81.5	3.21	26.7	AJ
LHL 750AB 12						17.02	0.670	3.00	0.118	139.70	5.50	10.68	61.0	552	124.1	89.4	3.52	29.2	AJ
LHL 750AB 13						17.27	0.680	3.00	0.118	152.40	6.00	9.81	56.0	553	124.3	96.5	3.80	30.0	AK

DIE SPRINGS



Medium Load Plus – Beige

● Ideal Operating Range 25% to 35% of Free Length ● Music Wire (MW), Chrome Silicon (CS)

LEE STOCK NUMBER	MATERIAL	TO WORK IN HOLE DIA. MIN		TO WORK OVER ROD DIAMETER		NOMINAL OUTSIDE DIAMETER		NOMINAL WIRE DIAMETER		NOMINAL FREE LENGTH		NOMINAL RATE		LOAD AT 37% DEFLECTION (see footnote)		APPROX. SOLID HEIGHT		APPROX. NO. OF COILS	PRICE GROUP
		MM	IN	MM	IN	MM	IN	MM	IN	MM	IN	N/MM	LB/IN	N	LB	MM	IN		
LHL 1000AB 01	CS	25.40	1.000	12.70	0.500	24.51	0.965	3.61	0.142	25.40	1.00	75.83	433.0	713	160.2	16.0	0.63	4.4	AG
LHL 1000AB 02						23.75	0.935	3.61	0.142	31.75	1.25	64.10	366.0	753	169.3	19.3	0.76	5.2	AG
LHL 1000AB 03						22.86	0.900	3.61	0.142	38.10	1.50	57.62	329.0	812	182.6	23.9	0.94	6.1	AG
LHL 1000AB 04						23.75	0.935	3.76	0.148	44.45	1.75	51.14	292.0	841	189.1	26.4	1.04	6.9	AG
LHL 1000AB 05						23.75	0.935	3.76	0.148	50.80	2.00	43.96	251.0	826	185.7	29.5	1.16	7.6	AH
LHL 1000AB 06						23.50	0.925	3.76	0.148	63.50	2.50	35.73	204.0	839	188.7	35.6	1.40	9.2	AH
LHL 1000AB 07						23.50	0.925	3.76	0.148	76.20	3.00	29.07	166.0	820	184.3	42.2	1.66	10.9	AJ
LHL 1000AB 08						22.86	0.900	3.76	0.148	88.90	3.50	26.27	150.0	864	194.3	49.5	1.95	12.8	AJ
LHL 1000AB 09						24.13	0.950	3.96	0.156	101.60	4.00	22.77	130.0	856	192.4	61.5	2.42	15.1	AK
LHL 1000AB 10						24.64	0.970	3.96	0.156	114.30	4.50	19.44	111.0	822	184.8	66.3	2.61	16.2	AK
LHL 1000AB 11						24.64	0.970	3.96	0.156	127.00	5.00	18.04	103.0	848	190.6	70.6	2.78	17.3	AL
LHL 1000AB 12						24.64	0.970	3.96	0.156	139.70	5.50	16.11	92.0	833	187.2	78.2	3.08	19.2	AL
LHL 1000AB 13						24.64	0.970	3.96	0.156	152.40	6.00	14.19	81.0	800	179.8	87.6	3.45	21.5	AM
LHL 1250AB 01	CS	31.75	1.250	15.88	0.625	30.48	1.200	4.50	0.177	38.10	1.50	81.96	468.0	1,155	259.7	23.6	0.93	4.8	AK
LHL 1250AB 02						30.23	1.190	4.50	0.177	44.45	1.75	70.75	404.0	1,164	261.6	26.4	1.04	5.4	AK
LHL 1250AB 03						29.72	1.170	4.50	0.177	50.80	2.00	62.87	359.0	1,182	265.7	30.0	1.18	6.0	AL
LHL 1250AB 04						29.97	1.180	4.75	0.187	63.50	2.50	55.69	318.0	1,309	294.2	37.3	1.47	7.7	AL
LHL 1250AB 05						29.72	1.170	4.88	0.192	76.20	3.00	50.26	287.0	1,417	318.6	46.5	1.83	9.3	AM
LHL 1250AB 06						29.72	1.170	4.88	0.192	88.90	3.50	43.26	247.0	1,423	319.9	52.6	2.07	10.5	AM
LHL 1250AB 07						29.72	1.170	4.88	0.192	101.60	4.00	37.83	216.0	1,422	319.7	58.7	2.31	11.7	AN
LHL 1250AB 08						29.46	1.160	4.88	0.192	114.30	4.50	33.98	194.0	1,437	323.0	65.5	2.58	13.1	AN
LHL 1250AB 09						29.21	1.150	4.88	0.192	127.00	5.00	30.82	176.0	1,448	325.6	73.7	2.90	14.6	AP
LHL 1250AB 10						29.46	1.160	4.88	0.192	139.70	5.50	27.50	157.0	1,421	319.5	79.0	3.11	15.7	AP
LHL 1250AB 11						29.46	1.160	4.88	0.192	152.40	6.00	25.22	144.0	1,422	319.7	85.1	3.35	17.0	AQ
LHL 1500AB 01	CS	38.10	1.500	19.05	0.750	36.58	1.440	5.54	0.218	50.80	2.00	89.67	512.0	1,685	378.9	31.2	1.23	5.5	AM
LHL 1500AB 02						36.58	1.440	5.54	0.218	63.50	2.50	67.25	384.0	1,580	355.2	37.8	1.49	6.6	AM
LHL 1500AB 03						36.58	1.440	5.72	0.225	76.20	3.00	61.47	351.0	1,733	389.6	46.2	1.82	7.9	AN
LHL 1500AB 04						36.58	1.440	5.94	0.234	88.90	3.50	63.22	361.0	2,080	467.5	53.8	2.12	8.8	AN
LHL 1500AB 05						36.58	1.440	5.94	0.234	101.60	4.00	51.66	295.0	1,942	436.6	63.2	2.49	10.3	AP
LHL 1500AB 06						36.58	1.440	5.94	0.234	114.30	4.50	45.01	257.0	1,903	427.9	70.9	2.79	11.6	AP
LHL 1500AB 07						36.58	1.440	5.94	0.234	127.00	5.00	43.78	250.0	2,057	462.5	72.4	2.85	11.8	AQ
LHL 1500AB 08						36.58	1.440	5.94	0.234	139.70	5.50	36.78	210.0	1,901	427.4	83.8	3.30	13.7	AQ
LHL 1500AB 09						36.58	1.440	5.94	0.234	152.40	6.00	35.03	200.0	1,975	444.0	87.4	3.44	14.3	AR
LHL 2000AB 01	CS	50.80	2.000	25.40	1.000	48.01	1.890	7.19	0.283	63.50	2.50	121.37	693.0	2,851	641.0	38.6	1.52	5.2	AQ
LHL 2000AB 02						46.99	1.850	7.19	0.283	76.20	3.00	102.98	588.0	2,903	652.7	45.0	1.77	6.1	AR
LHL 2000AB 03						45.72	1.800	7.19	0.283	88.90	3.50	90.54	517.0	2,978	669.5	52.6	2.07	7.1	AR
LHL 2000AB 04						45.47	1.790	7.19	0.283	101.60	4.00	79.51	454.0	2,989	671.9	58.7	2.31	7.9	AS
LHL 2000AB 05						44.70	1.760	7.19	0.283	114.30	4.50	71.80	410.0	3,037	682.7	66.5	2.62	9.0	AS
LHL 2000AB 06						43.94	1.730	7.19	0.283	127.00	5.00	65.50	374.0	3,078	691.9	74.9	2.95	10.1	AT
LHL 2000AB 07						43.69	1.720	7.19	0.283	139.70	5.50	60.07	343.0	3,105	698.0	82.0	3.23	11.1	AT
LHL 2000AB 08						43.18	1.700	7.19	0.283	152.40	6.00	55.34	316.0	3,120	701.5	90.7	3.57	12.3	AU



DIE SPRINGS

Medium Heavy Load – Purple

● Ideal Operating Range 20% to 25% of Free Length ● Music Wire (MW), Chrome Silicon (CS)

LEE STOCK NUMBER	MATERIAL	TO WORK IN HOLE DIA. MIN		TO WORK OVER ROD DIAMETER		NOMINAL OUTSIDE DIAMETER		NOMINAL WIRE DIAMETER		NOMINAL FREE LENGTH		NOMINAL RATE		LOAD AT 37% DEFLECTION (see footnote)		APPROX. SOLID HEIGHT		APPROX. NO. OF COILS	PRICE GROUP
		MM	IN	MM	IN	MM	IN	MM	IN	MM	IN	N/MM	LB/IN	N	LB	MM	IN		
LHL 375B 01	MW	9.53	0.375	4.76	0.188	8.71	0.343	1.47	0.058	25.40	1.00	15.76	90.0	148	33.3	15.0	0.59	10.2	AA
LHL 375B 02						8.56	0.337	1.47	0.058	31.75	1.25	12.78	73.0	150	33.8	18.5	0.73	12.7	AA
LHL 375B 03						8.26	0.325	1.47	0.058	38.10	1.50	11.73	67.0	165	37.2	22.4	0.88	15.3	AA
LHL 375B 04						8.38	0.330	1.50	0.059	44.45	1.75	10.16	58.0	167	37.6	26.4	1.04	17.8	AA
LHL 375B 05						8.36	0.329	1.50	0.059	50.80	2.00	8.76	50.0	165	37.0	30.2	1.19	20.5	AB
LHL 375B 06						8.31	0.327	1.50	0.059	63.50	2.50	7.36	42.0	173	38.9	36.1	1.42	24.5	AB
LHL 375B 07						8.33	0.328	1.47	0.058	76.20	3.00	5.25	30.0	148	33.3	44.5	1.75	30.8	AC
LHL 375B 7A						8.33	0.328	1.47	0.058	101.60	4.00	4.20	24.0	158	35.5	60.5	2.38	37.9	AD
LHL 375B 7B						8.33	0.328	1.47	0.058	127.00	5.00	3.42	19.5	160	36.1	74.7	2.94	46.2	AD
LHL 375B 08						8.38	0.330	1.47	0.058	152.40	6.00	2.63	15.0	148	33.3	84.3	3.32	58.2	AE
LHL 375B 09	8.51	0.335	1.47	0.058	177.80	7.00	2.28	13.0	150	33.7	104.1	4.10	63.4	AE					
LHL 375B 10	8.64	0.340	1.47	0.058	203.20	8.00	1.93	11.0	145	32.6	115.3	4.54	70.8	AF					
LHL 500B 01	MW	12.70	0.500	7.14	0.281	11.71	0.461	1.98	0.078	25.40	1.00	29.42	168.0	277	62.2	15.5	0.61	7.9	AB
LHL 500B 02						11.84	0.466	2.03	0.080	31.75	1.25	24.34	139.0	286	64.3	19.6	0.77	9.7	AB
LHL 500B 03						11.56	0.455	2.03	0.080	38.10	1.50	21.02	120.0	296	66.6	23.4	0.92	11.7	AB
LHL 500B 04						11.68	0.460	2.03	0.080	44.45	1.75	18.21	104.0	299	67.3	25.7	1.01	12.8	AB
LHL 500B 05						11.71	0.461	2.03	0.080	50.80	2.00	15.24	87.0	286	64.4	29.7	1.17	14.8	AC
LHL 500B 06						11.71	0.461	2.03	0.080	63.50	2.50	11.91	68.0	280	62.9	36.8	1.45	18.3	AC
LHL 500B 07						11.71	0.461	2.03	0.080	76.20	3.00	9.98	57.0	282	63.3	42.9	1.69	21.5	AD
LHL 500B 08						11.71	0.461	2.03	0.080	88.90	3.50	8.23	47.0	271	60.9	51.3	2.02	25.6	AD
LHL 500B 8A						11.71	0.461	2.03	0.080	101.60	4.00	7.53	43.0	283	63.6	60.5	2.38	27.8	AD
LHL 500B 8B						11.71	0.461	2.03	0.080	127.00	5.00	5.95	34.0	280	62.9	75.4	2.97	34.7	AE
LHL 500B 09	11.71	0.461	2.03	0.080	152.40	6.00	4.73	27.0	266	59.9	86.4	3.40	43.1	AF					
LHL 500B 10	11.71	0.461	2.03	0.080	177.80	7.00	4.38	25.0	288	64.8	104.1	4.10	46.4	AF					
LHL 500B 11	11.71	0.461	2.03	0.080	203.20	8.00	3.85	22.0	290	65.1	115.3	4.54	52.5	AG					
LHL 625B 01	MW	15.88	0.625	8.73	0.344	14.76	0.581	2.49	0.098	25.40	1.00	48.51	277.0	456	102.5	15.7	0.62	6.4	AC
LHL 625B 02						14.68	0.578	2.49	0.098	31.75	1.25	36.43	208.0	428	96.2	19.6	0.77	8.0	AC
LHL 625B 03						14.50	0.571	2.54	0.100	38.10	1.50	33.28	190.0	469	105.5	23.6	0.93	9.2	AC
LHL 625B 04						14.73	0.580	2.59	0.102	44.45	1.75	29.42	168.0	484	108.8	27.4	1.08	10.5	AC
LHL 625B 05						14.58	0.574	2.59	0.102	50.80	2.00	25.92	148.0	487	109.5	31.2	1.23	12.0	AD
LHL 625B 06						14.53	0.572	2.59	0.102	63.50	2.50	20.14	115.0	473	106.4	39.1	1.54	15.0	AD
LHL 625B 07						14.88	0.586	2.67	0.105	76.20	3.00	17.51	100.0	494	111.0	47.5	1.87	17.7	AE
LHL 625B 08						14.88	0.586	2.67	0.105	88.90	3.50	14.89	85.0	490	110.1	54.9	2.16	20.5	AE
LHL 625B 09						14.78	0.582	2.67	0.105	101.60	4.00	13.31	76.0	500	112.5	62.2	2.45	23.2	AF
LHL 625B 9A						14.78	0.582	2.67	0.105	127.00	5.00	11.38	65.0	535	120.3	75.7	2.98	26.8	AF
LHL 625B 10						14.66	0.577	2.67	0.105	152.40	6.00	8.76	50.0	494	111.0	94.5	3.72	35.2	AH
LHL 625B 11						14.78	0.582	2.67	0.105	177.80	7.00	8.06	46.0	530	119.1	104.1	4.10	37.0	AH
LHL 625B 12	14.86	0.585	2.67	0.105	203.20	8.00	7.01	40.0	527	118.4	119.4	4.70	41.5	AH					
LHL 750B 01	CS	19.05	0.750	9.53	0.375	18.03	0.710	3.05	0.120	25.40	1.00	78.81	450.0	741	166.5	16.0	0.63	5.2	AE
LHL 750B 02						18.42	0.725	3.18	0.125	31.75	1.25	67.43	385.0	792	178.1	19.8	0.78	6.2	AE
LHL 750B 03						18.16	0.715	3.18	0.125	38.10	1.50	56.04	320.0	790	177.6	23.6	0.93	7.3	AE
LHL 750B 04						17.65	0.695	3.18	0.125	44.45	1.75	50.44	288.0	830	186.5	27.4	1.08	8.6	AE
LHL 750B 05						17.53	0.690	3.18	0.125	50.80	2.00	43.43	248.0	816	183.5	31.5	1.24	9.9	AF
LHL 750B 06						17.53	0.690	3.18	0.125	63.50	2.50	33.63	192.0	790	177.6	38.9	1.53	12.1	AF
LHL 750B 07						18.03	0.710	3.18	0.125	76.20	3.00	25.22	144.0	711	159.8	45.2	1.78	14.2	AG
LHL 750B 08						17.78	0.700	3.18	0.125	88.90	3.50	22.42	128.0	738	165.8	52.6	2.07	16.4	AG
LHL 750B 09						17.27	0.680	3.18	0.125	101.60	4.00	21.02	120.0	790	177.6	61.0	2.40	19.1	AH
LHL 750B 10						16.89	0.665	3.18	0.125	114.30	4.50	19.61	112.0	830	186.5	69.9	2.75	21.9	AH
LHL 750B 11						16.64	0.655	3.18	0.125	127.00	5.00	18.21	104.0	856	192.4	78.7	3.10	24.7	AJ
LHL 750B 12						16.51	0.650	3.18	0.125	139.70	5.50	16.81	96.0	869	195.4	86.9	3.42	27.3	AJ
LHL 750B 13						17.15	0.675	3.18	0.125	152.40	6.00	14.01	80.0	790	177.6	90.4	3.56	28.4	AK
LHL 750B 14						17.27	0.680	3.18	0.125	177.80	7.00	12.26	70.0	806	181.3	105.7	4.16	31.3	AK
LHL 750B 15						17.27	0.680	3.18	0.125	203.20	8.00	10.68	61.0	803	180.6	119.4	4.70	35.7	AL

DIE SPRINGS



Medium Heavy Load – Purple

● Ideal Operating Range 20% to 25% of Free Length ● Music Wire (MW), Chrome Silicon (CS)

LEE STOCK NUMBER	MATERIAL	TO WORK IN HOLE DIA. MIN		TO WORK OVER ROD DIAMETER		NOMINAL OUTSIDE DIAMETER		NOMINAL WIRE DIAMETER		NOMINAL FREE LENGTH		NOMINAL RATE		LOAD AT 37% DEFLECTION (see footnote)		APPROX. SOLID HEIGHT		APPROX. NO. OF COILS	PRICE GROUP
		MM	IN	MM	IN	MM	IN	MM	IN	MM	IN	N/MM	LB/IN	N	LB	MM	IN		
LHL 1000B 01	CS	25.40	1.000	12.70	0.500	23.88	0.940	3.76	0.148	25.40	1.00	108.58	620.0	1,020	229.4	16.0	0.63	4.2	AG
LHL 1000B 02						24.26	0.955	3.96	0.156	31.75	1.25	98.07	560.0	1,152	259.0	19.8	0.78	5.0	AG
LHL 1000B 03						23.11	0.910	3.96	0.156	38.10	1.50	86.87	496.0	1,225	275.3	23.9	0.94	6.0	AG
LHL 1000B 04						24.00	0.945	4.11	0.162	44.45	1.75	77.06	440.0	1,267	284.9	27.7	1.09	6.7	AG
LHL 1000B 05						24.13	0.950	4.11	0.162	50.80	2.00	64.45	368.0	1,211	272.3	31.2	1.23	7.5	AH
LHL 1000B 06						24.00	0.945	4.11	0.162	63.50	2.50	50.44	288.0	1,185	266.4	38.1	1.50	9.2	AH
LHL 1000B 07						24.00	0.945	4.11	0.162	76.20	3.00	40.63	232.0	1,145	257.5	45.2	1.78	10.9	AJ
LHL 1000B 08						23.11	0.910	4.11	0.162	88.90	3.50	37.83	216.0	1,244	279.7	53.6	2.11	13.0	AJ
LHL 1000B 09						23.24	0.915	4.11	0.162	101.60	4.00	32.22	184.0	1,211	272.3	60.5	2.38	14.6	AK
LHL 1000B 10						23.75	0.935	4.11	0.162	114.30	4.50	26.62	152.0	1,126	253.1	66.5	2.62	16.1	AK
LHL 1000B 11						23.24	0.915	4.11	0.162	127.00	5.00	25.22	144.0	1,185	266.4	74.9	2.95	18.1	AL
LHL 1000B 12						23.37	0.920	4.11	0.162	139.70	5.50	22.42	128.0	1,159	260.5	81.8	3.22	19.8	AL
LHL 1000B 13						23.75	0.935	4.11	0.162	152.40	6.00	19.61	112.0	1,106	248.6	87.4	3.44	21.1	AM
LHL 1000B 14						23.75	0.935	4.11	0.162	177.80	7.00	16.69	95.3	1,098	246.8	100.8	3.97	24.5	AN
LHL 1000B 15						23.37	0.920	4.11	0.162	203.20	8.00	15.41	88.0	1,159	260.5	119.4	4.70	27.8	AP
LHL 1250B 01	CS	31.75	1.250	15.88	0.625	30.48	1.200	4.95	0.195	38.10	1.50	126.97	725.0	1,790	402.4	24.0	0.95	4.8	AK
LHL 1250B 02						30.23	1.190	4.95	0.195	44.45	1.75	105.08	600.0	1,728	388.5	27.4	1.08	5.5	AK
LHL 1250B 03						29.46	1.160	4.95	0.195	50.80	2.00	94.57	540.0	1,778	399.6	31.4	1.24	6.3	AL
LHL 1250B 04						30.35	1.195	5.26	0.207	63.50	2.50	87.57	500.0	2,057	462.5	39.5	1.56	7.5	AL
LHL 1250B 05						29.59	1.165	5.26	0.207	76.20	3.00	75.31	430.0	2,123	477.3	47.4	1.87	9.0	AM
LHL 1250B 06						29.46	1.160	5.26	0.207	88.90	3.50	63.92	365.0	2,104	472.9	54.6	2.15	10.4	AM
LHL 1250B 07						29.46	1.160	5.26	0.207	101.60	4.00	55.17	315.0	2,074	466.2	61.6	2.43	11.7	AN
LHL 1250B 08						29.08	1.145	5.26	0.207	114.30	4.50	49.91	285.0	2,111	474.5	69.9	2.75	13.2	AN
LHL 1250B 09						28.96	1.140	5.26	0.207	127.00	5.00	44.66	255.0	2,099	471.8	77.9	3.07	14.7	AP
LHL 1250B 10						29.21	1.150	5.26	0.207	139.70	5.50	39.40	225.0	2,037	457.9	84.3	3.32	16.0	AP
LHL 1250B 11						29.21	1.150	5.26	0.207	152.40	6.00	35.90	205.0	2,024	455.1	91.6	3.61	17.4	AQ
LHL 1250B 12						29.21	1.150	5.26	0.207	177.80	7.00	30.47	174.0	2,005	450.7	105.6	4.16	20.1	AR
LHL 1250B 13						30.23	1.190	5.54	0.218	203.20	8.00	32.22	184.0	2,423	544.6	121.4	4.78	21.2	AR
LHL 1500B 01	CS	38.10	1.500	19.05	0.750	36.20	1.425	5.94	0.234	50.80	2.00	130.47	745.0	2,452	551.3	31.8	1.25	5.4	AM
LHL 1500B 02						35.94	1.415	6.17	0.243	63.50	2.50	122.59	700.0	2,880	647.5	39.9	1.57	6.5	AM
LHL 1500B 03						35.81	1.410	6.17	0.243	76.20	3.00	98.07	560.0	2,765	621.6	47.4	1.87	7.6	AN
LHL 1500B 04						35.94	1.415	6.35	0.250	88.90	3.50	92.47	528.0	3,042	683.8	55.6	2.19	8.7	AN
LHL 1500B 05						35.18	1.385	6.35	0.250	101.60	4.00	84.06	480.0	3,160	710.4	63.6	2.51	10.0	AP
LHL 1500B 06						34.80	1.370	6.35	0.250	114.30	4.50	75.66	432.0	3,200	719.3	71.6	2.82	11.3	AP
LHL 1500B 07						35.31	1.390	6.35	0.250	127.00	5.00	64.45	368.0	3,028	680.8	78.4	3.09	12.3	AQ
LHL 1500B 08						34.80	1.370	6.35	0.250	139.70	5.50	60.25	344.0	3,114	700.0	86.7	3.42	13.6	AQ
LHL 1500B 09						35.18	1.385	6.35	0.250	152.40	6.00	53.24	304.0	3,002	674.9	93.2	3.67	14.6	AR
LHL 1500B 10						35.18	1.385	6.35	0.250	177.80	7.00	45.53	260.0	2,995	673.4	106.5	4.19	16.8	AT
LHL 1500B 11						35.56	1.400	6.35	0.250	203.20	8.00	38.53	220.0	2,897	651.2	121.7	4.79	18.8	AV
LHL 2000B 01	CS	50.80	2.000	25.40	1.000	49.53	1.950	7.92	0.312	63.50	2.50	179.51	1025.0	4,217	948.1	39.9	1.57	5.0	AQ
LHL 2000B 02						48.26	1.900	7.92	0.312	76.20	3.00	148.86	850.0	4,197	943.5	47.8	1.88	6.0	AR
LHL 2000B 03						46.74	1.840	7.92	0.312	88.90	3.50	134.85	770.0	4,436	997.2	55.4	2.18	7.0	AR
LHL 2000B 04						46.48	1.830	7.92	0.312	101.60	4.00	116.29	664.0	4,372	982.8	62.5	2.46	7.9	AS
LHL 2000B 05						45.72	1.800	7.92	0.312	114.30	4.50	105.08	600.0	4,444	999.0	70.9	2.79	8.9	AS
LHL 2000B 06						49.53	1.950	8.41	0.331	127.00	5.00	98.07	560.0	4,608	1036.0	78.2	3.08	9.3	AT
LHL 2000B 07						49.53	1.950	8.41	0.331	139.70	5.50	88.27	504.0	4,562	1025.6	85.1	3.35	10.1	AT
LHL 2000B 08						49.02	1.930	8.41	0.331	152.40	6.00	82.66	472.0	4,661	1047.8	92.5	3.64	10.9	AU
LHL 2000B 09						49.02	1.930	8.41	0.331	177.80	7.00	69.62	397.5	4,580	1029.5	106.1	4.18	12.6	AW
LHL 2000B 10						49.02	1.930	8.41	0.331	203.20	8.00	61.65	352.0	4,635	1041.9	121.7	4.79	14.0	AX



DIE SPRINGS

Heavy Load – Black

● Ideal Operating Range 15% to 20% of Free Length ● Music Wire (MW), Chrome Silicon (CS)

LEE STOCK NUMBER	MATERIAL	TO WORK IN HOLE DIA. MIN		TO WORK OVER ROD DIAMETER		NOMINAL OUTSIDE DIAMETER		NOMINAL WIRE DIAMETER		NOMINAL FREE LENGTH		NOMINAL RATE		LOAD AT 30% DEFLECTION (see footnote)		APPROX. SOLID HEIGHT		APPROX. NO. OF COILS	PRICE GROUP
		MM	IN	MM	IN	MM	IN	MM	IN	MM	IN	N/MM	LB/IN	N	LB	MM	IN		
LHL 375C 01	MW	9.53	0.375	4.76	0.188	8.69	0.342	1.59	0.063	25.40	1.00	21.72	124.0	165	37.2	16.0	0.63	10.1	AB
LHL 375C 02						8.76	0.345	1.59	0.063	31.75	1.25	17.16	98.0	164	36.8	18.8	0.74	12.0	AB
LHL 375C 03						8.84	0.348	1.65	0.065	38.10	1.50	16.81	96.0	192	43.2	23.4	0.92	14.3	AB
LHL 375C 04						8.76	0.345	1.65	0.065	44.45	1.75	14.71	84.0	196	44.1	26.9	1.06	16.5	AB
LHL 375C 05						8.76	0.345	1.65	0.065	50.80	2.00	12.61	72.0	192	43.2	31.0	1.22	18.9	AC
LHL 375C 06						9.02	0.355	1.70	0.067	63.50	2.50	10.51	60.0	200	45.0	38.9	1.53	23.1	AC
LHL 375C 07						9.02	0.355	1.65	0.065	76.20	3.00	7.36	42.0	168	37.8	45.7	1.80	28.1	AD
LHL 375C 7A						9.02	0.355	1.70	0.067	101.60	4.00	6.66	38.0	203	45.6	65.5	2.58	35.3	AE
LHL 375C 7B						9.02	0.355	1.70	0.067	127.00	5.00	5.25	30.0	200	45.0	81.8	3.22	44.2	AE
LHL 375C 08						8.76	0.345	1.65	0.065	152.40	6.00	3.94	22.5	180	40.5	91.2	3.59	56.2	AF
LHL 375C 09	8.76	0.345	1.65	0.065	177.80	7.00	3.50	20.0	187	42.0	115.3	4.54	63.0	AF					
LHL 375C 10	8.76	0.345	1.65	0.065	203.20	8.00	3.15	18.0	192	43.2	133.1	5.24	69.8	AG					
LHL 500C 01	MW	12.70	0.500	7.14	0.281	12.07	0.475	2.16	0.085	25.40	1.00	41.33	236.0	315	70.8	16.3	0.64	7.6	AC
LHL 500C 02						12.07	0.475	2.16	0.085	31.75	1.25	32.57	186.0	310	69.8	19.6	0.77	9.1	AC
LHL 500C 03						12.12	0.477	2.21	0.087	38.10	1.50	28.72	164.0	328	73.8	23.9	0.94	10.8	AC
LHL 500C 04						12.12	0.477	2.21	0.087	44.45	1.75	24.17	138.0	322	72.5	27.4	1.08	12.5	AC
LHL 500C 05						12.07	0.475	2.16	0.085	50.80	2.00	19.26	110.0	294	66.0	34.3	1.35	14.0	AD
LHL 500C 06						12.07	0.475	2.16	0.085	63.50	2.50	14.71	84.0	280	63.0	37.8	1.49	17.7	AD
LHL 500C 07						12.12	0.477	2.21	0.087	76.20	3.00	12.96	74.0	296	66.6	47.2	1.86	21.6	AE
LHL 500C 08						12.12	0.477	2.21	0.087	88.90	3.50	11.21	64.0	299	67.2	53.6	2.11	24.6	AE
LHL 500C 8A						12.12	0.477	2.21	0.087	101.60	4.00	10.51	60.0	320	72.0	64.5	2.54	26.1	AF
LHL 500C 8B						12.12	0.477	2.21	0.087	127.00	5.00	8.23	47.0	314	70.5	78.7	3.10	32.8	AF
LHL 500C 09						12.12	0.477	2.21	0.087	152.40	6.00	6.48	37.0	296	66.6	89.7	3.53	41.2	AG
LHL 500C 10	12.12	0.477	2.21	0.087	177.80	7.00	5.95	34.0	318	71.4	107.7	4.24	44.6	AG					
LHL 500C 11	12.12	0.477	2.21	0.087	203.20	8.00	5.08	29.0	310	69.6	132.1	5.20	52.0	AH					
LHL 625C 01	MW	15.88	0.625	8.73	0.344	15.04	0.592	2.77	0.109	25.40	1.00	74.26	424.0	566	127.2	17.5	0.69	6.3	AD
LHL 625C 02						15.24	0.600	2.77	0.109	31.75	1.25	51.84	296.0	494	111.0	21.8	0.86	7.8	AD
LHL 625C 03						14.81	0.583	2.77	0.109	38.10	1.50	47.64	272.0	544	122.4	25.1	0.99	9.0	AD
LHL 625C 04						15.11	0.595	2.84	0.112	44.45	1.75	42.03	240.0	560	126.0	29.7	1.17	10.4	AD
LHL 625C 05						14.96	0.589	2.84	0.112	50.80	2.00	36.43	208.0	555	124.8	34.3	1.35	12.0	AE
LHL 625C 06						14.99	0.590	2.84	0.112	63.50	2.50	29.77	170.0	567	127.5	40.6	1.60	14.2	AE
LHL 625C 07						14.99	0.590	2.84	0.112	76.20	3.00	25.22	144.0	576	129.6	46.7	1.84	16.4	AF
LHL 625C 08						14.99	0.590	2.84	0.112	88.90	3.50	21.37	122.0	570	128.1	54.4	2.14	19.0	AF
LHL 625C 09						15.11	0.595	2.92	0.115	101.60	4.00	18.91	108.0	576	129.6	67.6	2.66	23.1	AG
LHL 625C 9A						15.11	0.595	2.92	0.115	127.00	5.00	15.76	90.0	601	135.0	83.8	3.30	27.3	AG
LHL 625C 10						15.11	0.595	2.92	0.115	152.40	6.00	12.26	70.0	560	126.0	101.1	3.98	34.5	AJ
LHL 625C 11						15.11	0.595	2.92	0.115	177.80	7.00	11.21	64.0	598	134.4	115.3	4.54	37.5	AJ
LHL 625C 12	15.11	0.595	2.92	0.115	203.20	8.00	9.63	55.0	587	132.0	133.1	5.24	43.3	AK					
LHL 750C 01	CS	19.05	0.750	9.53	0.375	18.03	0.710	3.43	0.135	25.40	1.00	139.23	795.0	1,061	238.5	17.8	0.70	5.2	AF
LHL 750C 02						18.29	0.720	3.61	0.142	31.75	1.25	127.85	730.0	1,218	273.8	22.4	0.88	6.2	AF
LHL 750C 03						18.03	0.710	3.61	0.142	38.10	1.50	105.96	605.0	1,211	272.3	26.4	1.04	7.3	AF
LHL 750C 04						18.03	0.710	3.61	0.142	44.45	1.75	87.57	500.0	1,168	262.5	30.5	1.20	8.4	AF
LHL 750C 05						18.03	0.710	3.61	0.142	50.80	2.00	74.43	425.0	1,134	255.0	34.5	1.36	9.5	AG
LHL 750C 06						18.03	0.710	3.61	0.142	63.50	2.50	57.79	330.0	1,101	247.5	42.4	1.67	11.7	AG
LHL 750C 07						18.54	0.730	3.76	0.148	76.20	3.00	52.54	300.0	1,201	270.0	51.6	2.03	13.7	AH
LHL 750C 08						18.54	0.730	3.76	0.148	88.90	3.50	44.66	255.0	1,191	267.8	59.4	2.34	15.7	AH
LHL 750C 09						18.54	0.730	3.76	0.148	101.60	4.00	38.53	220.0	1,174	264.0	67.6	2.66	17.9	AJ
LHL 750C 10						18.54	0.730	3.76	0.148	114.30	4.50	34.15	195.0	1,171	263.3	75.4	2.97	19.9	AJ
LHL 750C 11						18.42	0.725	3.76	0.148	127.00	5.00	30.82	176.0	1,174	264.0	84.6	3.33	22.4	AK
LHL 750C 12						18.42	0.725	3.76	0.148	139.70	5.50	28.02	160.0	1,174	264.0	92.2	3.63	24.4	AK
LHL 750C 13						18.42	0.725	3.76	0.148	152.40	6.00	25.22	144.0	1,153	259.2	101.9	4.01	26.9	AL
LHL 750C 14						18.49	0.728	3.76	0.148	177.80	7.00	21.89	125.0	1,168	262.5	118.4	4.66	30.3	AN
LHL 750C 15						18.49	0.728	3.76	0.148	203.20	8.00	19.26	110.0	1,174	264.0	133.6	5.26	34.1	AP
LHL 750C 17						18.42	0.725	3.76	0.148	304.80	12.00	12.61	72.0	1,153	259.2	201.3	7.93	51.9	AV

DIE SPRINGS



Heavy Load – Black

● Ideal Operating Range 15% to 20% of Free Length ● Music Wire (MW), Chrome Silicon (CS)

LEE STOCK NUMBER	MATERIAL	TO WORK IN HOLE DIA. MIN		TO WORK OVER ROD DIAMETER		NOMINAL OUTSIDE DIAMETER		NOMINAL WIRE DIAMETER		NOMINAL FREE LENGTH		NOMINAL RATE		LOAD AT 30% DEFLECTION (see footnote)		APPROX. SOLID HEIGHT		APPROX. NO. OF COILS	PRICE GROUP
		MM	IN	MM	IN	MM	IN	MM	IN	MM	IN	N/MM	LB/IN	N	LB	MM	IN		
LHL 1000C 01	CS	25.40	1.000	12.70	0.500	24.77	0.975	4.32	0.170	25.40	1.00	192.65	1100.0	1,468	330.0	17.8	0.70	4.1	AH
LHL 1000C 02						24.51	0.965	4.50	0.177	31.75	1.25	175.13	1000.0	1,668	375.0	22.1	0.87	4.9	AH
LHL 1000C 03						23.24	0.915	4.50	0.177	38.10	1.50	157.62	900.0	1,802	405.0	26.7	1.05	5.9	AH
LHL 1000C 04						22.61	0.890	4.50	0.177	44.45	1.75	140.11	800.0	1,868	420.0	31.0	1.22	6.9	AH
LHL 1000C 05						23.24	0.915	4.65	0.183	50.80	2.00	128.72	735.0	1,962	441.0	35.6	1.40	7.6	AJ
LHL 1000C 06						23.75	0.935	4.75	0.187	63.50	2.50	103.33	590.0	1,968	442.5	43.7	1.72	9.1	AJ
LHL 1000C 07						23.75	0.935	4.75	0.187	76.20	3.00	84.06	480.0	1,922	432.0	51.3	2.02	10.8	AK
LHL 1000C 08						23.75	0.935	4.75	0.187	88.90	3.50	70.05	400.0	1,868	420.0	59.7	2.35	12.5	AK
LHL 1000C 09						23.75	0.935	4.75	0.187	101.60	4.00	60.42	345.0	1,842	414.0	67.6	2.66	14.2	AL
LHL 1000C 10						23.75	0.935	4.75	0.187	114.30	4.50	53.42	305.0	1,832	411.8	75.2	2.96	15.8	AL
LHL 1000C 11						24.38	0.960	4.88	0.192	127.00	5.00	49.91	285.0	1,902	427.5	83.8	3.30	17.1	AM
LHL 1000C 12						24.38	0.960	4.88	0.192	139.70	5.50	45.53	260.0	1,908	429.0	90.9	3.58	18.6	AM
LHL 1000C 13						24.38	0.960	4.88	0.192	152.40	6.00	41.16	235.0	1,882	423.0	99.6	3.92	20.4	AN
LHL 1000C 14						24.38	0.960	4.88	0.192	177.80	7.00	35.03	200.0	1,868	420.0	114.9	4.52	23.6	AP
LHL 1000C 15						23.62	0.930	4.88	0.192	203.20	8.00	33.63	192.0	2,050	460.8	137.2	5.40	27.3	AQ
LHL 1250C 01	CS	31.75	1.250	15.88	0.625	30.23	1.190	5.72	0.225	38.10	1.50	236.43	1350.0	2,702	607.5	26.7	1.05	5.0	AL
LHL 1250C 02						30.23	1.190	5.72	0.225	44.45	1.75	192.65	1100.0	2,569	577.5	30.2	1.19	5.7	AL
LHL 1250C 03						30.23	1.190	5.72	0.225	50.80	2.00	175.13	1000.0	2,669	600.0	35.1	1.38	6.1	AM
LHL 1250C 04						30.23	1.190	5.94	0.234	63.50	2.50	159.37	910.0	3,036	682.5	44.2	1.74	7.4	AM
LHL 1250C 05						29.97	1.180	5.94	0.234	76.20	3.00	131.35	750.0	3,003	675.0	52.3	2.06	8.8	AN
LHL 1250C 06						30.48	1.200	6.17	0.243	88.90	3.50	125.22	715.0	3,340	750.8	62.0	2.44	10.0	AN
LHL 1250C 07						30.35	1.195	6.17	0.243	101.60	4.00	109.46	625.0	3,336	750.0	70.1	2.76	11.3	AP
LHL 1250C 08						30.35	1.195	6.17	0.243	114.30	4.50	95.45	545.0	3,273	735.8	78.5	3.09	12.7	AP
LHL 1250C 09						30.35	1.195	6.17	0.243	127.00	5.00	84.06	480.0	3,203	720.0	87.4	3.44	14.1	AQ
LHL 1250C 10						30.35	1.195	6.17	0.243	139.70	5.50	75.31	430.0	3,156	709.5	96.0	3.78	15.5	AQ
LHL 1250C 11						30.35	1.195	6.17	0.243	152.40	6.00	68.30	390.0	3,123	702.0	104.6	4.12	16.9	AR
LHL 1250C 12						30.35	1.195	6.17	0.243	177.80	7.00	59.19	338.0	3,157	709.8	118.4	4.66	19.2	AS
LHL 1250C 13						29.46	1.160	6.17	0.243	203.20	8.00	57.44	328.0	3,502	787.2	137.2	5.40	21.8	AT
LHL 1500C 01	CS	38.10	1.500	19.05	0.750	36.70	1.445	6.65	0.262	50.80	2.00	218.92	1250.0	3,336	750.0	35.3	1.39	5.3	AN
LHL 1500C 02						36.96	1.455	6.93	0.273	63.50	2.50	197.02	1125.0	3,753	843.8	43.9	1.73	6.3	AN
LHL 1500C 03						35.56	1.400	6.93	0.273	76.20	3.00	175.13	1000.0	4,003	900.0	52.8	2.08	7.6	AP
LHL 1500C 04						36.32	1.430	7.19	0.283	88.90	3.50	162.87	930.0	4,344	976.5	61.7	2.43	8.6	AP
LHL 1500C 05						36.07	1.420	7.19	0.283	101.60	4.00	142.73	815.0	4,350	978.0	70.1	2.76	9.7	AQ
LHL 1500C 06						36.07	1.420	7.19	0.283	114.30	4.50	124.34	710.0	4,264	958.5	78.2	3.08	10.8	AQ
LHL 1500C 07						35.94	1.415	7.19	0.283	127.00	5.00	111.21	635.0	4,237	952.5	86.6	3.41	12.0	AR
LHL 1500C 08						35.94	1.415	7.19	0.283	139.70	5.50	99.83	570.0	4,184	940.5	95.0	3.74	13.2	AR
LHL 1500C 09						35.94	1.415	7.19	0.283	152.40	6.00	90.19	515.0	4,124	927.0	103.6	4.08	14.3	AS
LHL 1500C 10						35.94	1.415	7.19	0.283	177.80	7.00	77.06	440.0	4,110	924.0	118.2	4.65	16.5	AU
LHL 1500C 11						34.67	1.365	7.19	0.283	203.20	8.00	75.66	432.0	4,612	1036.8	138.2	5.44	18.9	AW
LHL 2000C 01	CS	50.80	2.000	25.40	1.000	48.13	1.895	8.71	0.343	63.50	2.50	302.10	1725.0	5,755	1293.8	44.5	1.75	5.1	AR
LHL 2000C 02						46.74	1.840	8.71	0.343	76.20	3.00	253.94	1450.0	5,805	1305.0	53.1	2.09	6.1	AS
LHL 2000C 03						46.74	1.840	8.71	0.343	88.90	3.50	210.16	1200.0	5,605	1260.0	60.7	2.39	6.9	AS
LHL 2000C 04						46.23	1.820	8.71	0.343	101.60	4.00	183.89	1050.0	5,605	1260.0	69.1	2.72	7.9	AT
LHL 2000C 05						49.02	1.930	9.19	0.362	114.30	4.50	177.76	1015.0	6,095	1370.3	76.7	3.02	8.3	AT
LHL 2000C 06						47.75	1.880	9.19	0.362	127.00	5.00	168.13	960.0	6,405	1440.0	86.4	3.40	9.4	AU
LHL 2000C 07						47.50	1.870	9.19	0.362	139.70	5.50	153.24	875.0	6,422	1443.8	94.5	3.72	10.2	AU
LHL 2000C 08						47.24	1.860	9.19	0.362	152.40	6.00	140.11	800.0	6,405	1440.0	103.1	4.06	11.2	AV
LHL 2000C 09						47.24	1.860	9.19	0.362	177.80	7.00	118.21	675.0	6,305	1417.5	118.4	4.66	12.9	AX
LHL 2000C 10						46.99	1.850	9.19	0.362	203.20	8.00	106.83	610.0	6,512	1464.0	133.6	5.26	14.3	AY



DIE SPRINGS

Extra Heavy Load – Orange

● Ideal Operating Range 10% to 15% of Free Length ● Music Wire (MW), Chrome Silicon (CS)

LEE STOCK NUMBER	MATERIAL	TO WORK IN HOLE DIA. MIN		TO WORK OVER ROD DIAMETER		NOMINAL OUTSIDE DIAMETER		NOMINAL WIRE DIAMETER		NOMINAL FREE LENGTH		NOMINAL RATE		LOAD AT 25% DEFLECTION (see footnote)		APPROX. SOLID HEIGHT		APPROX. NO. OF COILS	PRICE GROUP
		MM	IN	MM	IN	MM	IN	MM	IN	MM	IN	N/MM	LB/IN	N	LB	MM	IN		
LHL 375D 01	MW	9.53	0.375	4.76	0.188	8.76	0.345	1.78	0.070	25.40	1.00	38.53	220.0	245	55.0	17.5	0.69	9.9	AC
LHL 375D 02						8.76	0.345	1.78	0.070	31.75	1.25	29.77	170.0	236	53.1	21.6	0.85	12.2	AC
LHL 375D 03						8.81	0.347	1.80	0.071	38.10	1.50	25.39	145.0	242	54.4	25.9	1.02	14.5	AC
LHL 375D 04						8.99	0.354	1.80	0.071	44.45	1.75	20.14	115.0	224	50.3	29.5	1.16	16.6	AC
LHL 375D 05						8.76	0.345	1.78	0.070	50.80	2.00	17.51	100.0	222	50.0	34.0	1.34	19.3	AD
LHL 375D 06						8.94	0.352	1.80	0.071	63.50	2.50	14.01	80.0	222	50.0	41.9	1.65	23.5	AD
LHL 375D 07						8.97	0.353	1.80	0.071	76.20	3.00	11.38	65.0	217	48.8	49.8	1.96	28.2	AE
LHL 375D 7A						9.02	0.355	1.80	0.071	101.60	4.00	9.02	51.5	229	51.5	67.1	2.64	34.3	AE
LHL 375D 7B						9.02	0.355	1.80	0.071	127.00	5.00	7.18	41.0	228	51.3	86.4	3.40	42.6	AF
LHL 375D 08						8.97	0.353	1.80	0.071	152.40	6.00	5.60	32.0	214	48.0	97.8	3.85	55.1	AG
LHL 375D 09						8.97	0.353	1.80	0.071	177.80	7.00	5.25	30.0	234	52.5	121.9	4.80	58.7	AH
LHL 375D 10						8.97	0.353	1.80	0.071	203.20	8.00	4.55	26.0	231	52.0	138.7	5.46	67.4	AK
LHL 375D 12	8.97	0.353	1.80	0.071	304.80	12.00	2.73	15.6	208	46.8	213.9	8.42	111.0	AQ					
LHL 500D 01	MW	12.70	0.500	7.14	0.281	12.19	0.480	2.34	0.092	25.40	1.00	56.04	320.0	356	80.0	17.8	0.70	7.8	AD
LHL 500D 02						12.19	0.480	2.34	0.092	31.75	1.25	42.03	240.0	334	75.0	22.1	0.87	9.7	AD
LHL 500D 03						12.19	0.480	2.34	0.092	38.10	1.50	35.03	200.0	334	75.0	25.4	1.00	11.2	AD
LHL 500D 04						12.19	0.480	2.34	0.092	44.45	1.75	29.77	170.0	331	74.4	29.2	1.15	12.8	AD
LHL 500D 05						12.19	0.480	2.34	0.092	50.80	2.00	24.52	140.0	311	70.0	34.3	1.35	15.1	AE
LHL 500D 06						12.19	0.480	2.34	0.092	63.50	2.50	20.14	115.0	320	71.9	40.9	1.61	18.0	AE
LHL 500D 07						12.19	0.480	2.34	0.092	76.20	3.00	15.76	90.0	300	67.5	50.8	2.00	22.4	AF
LHL 500D 08						12.19	0.480	2.34	0.092	88.90	3.50	14.01	80.0	311	70.0	56.4	2.22	25.0	AF
LHL 500D 8A						12.19	0.480	2.34	0.092	101.60	4.00	13.31	76.0	338	76.0	64.5	2.54	25.6	AG
LHL 500D 8B						12.19	0.480	2.34	0.092	127.00	5.00	10.51	60.0	334	75.0	81.8	3.22	31.9	AG
LHL 500D 09						12.19	0.480	2.34	0.092	152.40	6.00	7.88	45.0	300	67.5	96.5	3.80	42.9	AH
LHL 500D 10	12.19	0.480	2.34	0.092	177.80	7.00	7.36	42.0	327	73.5	114.8	4.52	44.7	AH					
LHL 500D 11	12.19	0.480	2.34	0.092	203.20	8.00	6.48	37.0	329	74.0	132.1	5.20	50.5	AJ					
LHL 625D 01	MW	15.88	0.625	8.73	0.344	15.24	0.600	3.00	0.118	25.40	1.00	110.33	630.0	701	157.5	18.0	0.71	6.0	AE
LHL 625D 02						15.24	0.600	3.00	0.118	31.75	1.25	82.31	470.0	653	146.9	22.1	0.87	7.3	AE
LHL 625D 03						15.24	0.600	3.00	0.118	38.10	1.50	66.55	380.0	634	142.5	25.9	1.02	8.6	AE
LHL 625D 04						15.24	0.600	3.00	0.118	44.45	1.75	56.04	320.0	623	140.0	29.5	1.16	9.8	AE
LHL 625D 05						15.24	0.600	3.05	0.120	50.80	2.00	50.79	290.0	645	145.0	34.8	1.37	11.3	AF
LHL 625D 06						15.24	0.600	3.05	0.120	63.50	2.50	38.53	220.0	612	137.5	43.7	1.72	14.3	AF
LHL 625D 07						15.24	0.600	3.05	0.120	76.20	3.00	31.52	180.0	601	135.0	52.1	2.05	17.0	AG
LHL 625D 08						15.24	0.600	3.05	0.120	88.90	3.50	28.02	160.0	623	140.0	57.7	2.27	18.9	AG
LHL 625D 09						15.24	0.600	3.05	0.120	101.60	4.00	23.64	135.0	601	135.0	67.3	2.65	22.0	AH
LHL 625D 9A						15.24	0.600	3.05	0.120	127.00	5.00	19.61	112.0	623	140.0	83.8	3.30	26.1	AJ
LHL 625D 10						15.24	0.600	3.05	0.120	152.40	6.00	15.76	90.0	601	135.0	97.8	3.85	32.0	AK
LHL 625D 11						15.24	0.600	3.05	0.120	177.80	7.00	14.01	80.0	623	140.0	117.9	4.64	35.7	AK
LHL 625D 12	15.24	0.600	3.05	0.120	203.20	8.00	11.91	68.0	605	136.0	139.7	5.50	41.6	AL					
LHL 750D 01	CS	19.05	0.750	9.53	0.375	18.54	0.730	3.76	0.148	25.40	1.00	201.40	1150.0	1,279	287.5	19.1	0.75	5.0	AG
LHL 750D 02						18.54	0.730	3.91	0.154	31.75	1.25	184.77	1055.0	1,467	329.7	23.6	0.93	6.0	AG
LHL 750D 03						18.54	0.730	3.91	0.154	38.10	1.50	144.48	825.0	1,376	309.4	28.2	1.11	7.1	AG
LHL 750D 04						18.54	0.730	3.91	0.154	44.45	1.75	119.09	680.0	1,323	297.5	32.5	1.28	8.2	AG
LHL 750D 05						18.54	0.730	3.91	0.154	50.80	2.00	102.45	585.0	1,301	292.5	36.3	1.43	9.2	AH
LHL 750D 06						18.54	0.730	3.91	0.154	63.50	2.50	78.81	450.0	1,251	281.3	45.0	1.77	11.4	AH
LHL 750D 07						18.54	0.730	3.96	0.156	76.20	3.00	68.30	390.0	1,301	292.5	54.1	2.13	13.5	AJ
LHL 750D 08						18.54	0.730	3.96	0.156	88.90	3.50	57.79	330.0	1,285	288.8	62.2	2.45	15.6	AJ
LHL 750D 09						18.54	0.730	3.96	0.156	101.60	4.00	49.91	285.0	1,268	285.0	70.9	2.79	17.8	AK
LHL 750D 10						18.54	0.730	3.96	0.156	114.30	4.50	43.78	250.0	1,251	281.3	79.8	3.14	20.0	AK
LHL 750D 11						18.54	0.730	3.96	0.156	127.00	5.00	38.53	220.0	1,223	275.0	89.4	3.52	22.5	AL
LHL 750D 12						18.54	0.730	3.96	0.156	139.70	5.50	35.03	200.0	1,223	275.0	97.5	3.84	24.5	AL
LHL 750D 13						18.54	0.730	3.96	0.156	152.40	6.00	31.52	180.0	1,201	270.0	107.4	4.23	27.0	AM
LHL 750D 14						18.54	0.730	3.96	0.156	177.80	7.00	28.37	162.0	1,261	283.5	122.9	4.84	29.8	AN
LHL 750D 15						18.54	0.730	3.96	0.156	203.20	8.00	24.52	140.0	1,246	280.0	142.2	5.60	34.2	AP

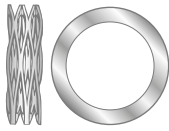
DIE SPRINGS



Extra Heavy Load – Orange

● Ideal Operating Range 10% to 15% of Free Length ● Music Wire (MW), Chrome Silicon (CS)

LEE STOCK NUMBER	MATERIAL	TO WORK IN HOLE DIA. MIN		TO WORK OVER ROD DIAMETER		NOMINAL OUTSIDE DIAMETER		NOMINAL WIRE DIAMETER		NOMINAL FREE LENGTH		NOMINAL RATE		LOAD AT 25% DEFLECTION (see footnote)		APPROX. SOLID HEIGHT		APPROX. NO. OF COILS	PRICE GROUP
		MM	IN	MM	IN	MM	IN	MM	IN	MM	IN	N/MM	LB/IN	N	LB	MM	IN		
LHL 1000D 01	CS	25.40	1.000	12.70	0.500	24.89	0.980	5.03	0.198	38.10	1.50	224.17	1280.0	2,135	480.0	28.2	1.11	5.6	AJ
LHL 1000D 02						24.77	0.975	5.26	0.207	50.80	2.00	199.65	1140.0	2,535	570.0	37.6	1.48	7.1	AK
LHL 1000D 03						24.77	0.975	5.26	0.207	63.50	2.50	150.61	860.0	2,391	537.5	46.5	1.83	8.8	AK
LHL 1000D 04						24.77	0.975	5.26	0.207	76.20	3.00	122.59	700.0	2,335	525.0	54.6	2.15	10.3	AL
LHL 1000D 05						24.77	0.975	5.26	0.207	88.90	3.50	102.45	585.0	2,277	511.9	63.2	2.49	12.0	AL
LHL 1000D 06						24.77	0.975	5.26	0.207	101.60	4.00	88.44	505.0	2,246	505.0	71.6	2.82	13.5	AM
LHL 1000D 07						24.77	0.975	5.26	0.207	114.30	4.50	77.06	440.0	2,202	495.0	80.5	3.17	15.2	AM
LHL 1000D 08						24.51	0.965	5.26	0.207	127.00	5.00	69.18	395.0	2,197	493.8	88.4	3.48	17.3	AN
LHL 1000D 09						24.51	0.965	5.26	0.207	152.40	6.00	56.04	320.0	2,135	480.0	106.7	4.20	20.9	AP
LHL 1000D 10						24.51	0.965	5.26	0.207	177.80	7.00	49.91	285.0	2,219	498.8	126.0	4.96	23.3	AQ
LHL 1000D 11						24.51	0.965	5.26	0.207	203.20	8.00	44.66	255.0	2,269	510.0	139.7	5.50	25.8	AQ
LHL 1250D 01	CS	31.75	1.250	15.88	0.625	30.61	1.205	6.35	0.250	50.80	2.00	284.59	1625.0	3,614	812.5	38.1	1.50	6.0	AN
LHL 1250D 02						30.61	1.205	6.35	0.250	63.50	2.50	211.91	1210.0	3,364	756.3	46.7	1.84	7.3	AN
LHL 1250D 03						30.99	1.220	6.65	0.262	76.20	3.00	207.36	1184.0	3,950	888.0	56.9	2.24	8.5	AP
LHL 1250D 04						30.73	1.210	6.65	0.262	88.90	3.50	176.53	1008.0	3,923	882.0	66.0	2.60	9.9	AP
LHL 1250D 05						30.99	1.220	6.65	0.262	101.60	4.00	147.11	840.0	3,737	840.0	74.7	2.94	11.2	AQ
LHL 1250D 06						30.35	1.195	6.65	0.262	114.30	4.50	137.30	784.0	3,923	882.0	84.3	3.32	12.6	AQ
LHL 1250D 07						30.61	1.205	6.65	0.262	127.00	5.00	119.09	680.0	3,781	850.0	92.7	3.65	13.9	AR
LHL 1250D 08						30.48	1.200	6.65	0.262	152.40	6.00	98.07	560.0	3,737	840.0	111.3	4.38	16.7	AS
LHL 1250D 09						30.48	1.200	6.65	0.262	177.80	7.00	85.82	490.0	3,814	857.5	126.5	4.98	18.8	AU
LHL 1250D 10						30.48	1.200	6.65	0.262	203.20	8.00	72.68	415.0	3,692	830.0	144.9	5.71	21.8	AV
LHL 1500D 01						CS	38.10	1.500	19.05	0.750	37.21	1.465	7.49	0.295	50.80	2.00	386.17	2205.0	4,904
LHL 1500D 02	36.96	1.455	7.77	0.306	63.50						2.50	345.01	1970.0	5,477	1231.3	47.5	1.87	6.2	AP
LHL 1500D 03	36.83	1.450	7.92	0.312	76.20						3.00	302.10	1725.0	5,755	1293.8	56.9	2.24	7.4	AQ
LHL 1500D 04	36.83	1.450	7.92	0.312	88.90						3.50	247.81	1415.0	5,507	1238.1	65.8	2.59	8.5	AR
LHL 1500D 05	37.21	1.465	7.92	0.312	101.60						4.00	210.16	1200.0	5,338	1200.0	74.7	2.94	9.4	AS
LHL 1500D 06	37.21	1.465	7.92	0.312	114.30						4.50	183.01	1045.0	5,229	1175.6	83.6	3.29	10.5	AS
LHL 1500D 07	37.21	1.465	7.92	0.312	127.00						5.00	161.12	920.0	5,115	1150.0	92.7	3.65	11.7	AT
LHL 1500D 08	37.21	1.465	7.92	0.312	152.40						6.00	131.35	750.0	5,004	1125.0	110.0	4.33	13.9	AV
LHL 1500D 09	37.21	1.465	7.92	0.312	177.80						7.00	113.84	650.0	5,060	1137.5	126.5	4.98	15.7	AX
LHL 1500D 10	37.21	1.465	7.92	0.312	203.20						8.00	95.80	547.0	4,866	1094.0	144.6	5.69	18.3	AY
LHL 2000D 01	CS	50.80	2.000	25.40	1.000						49.28	1.940	9.53	0.375	63.50	2.50	437.83	2500.0	6,950
LHL 2000D 02						47.63	1.875	9.53	0.375	76.20	3.00	376.54	2150.0	7,173	1612.5	56.6	2.23	5.9	AU
LHL 2000D 03						49.78	1.960	9.98	0.393	88.90	3.50	341.51	1950.0	7,590	1706.3	65.8	2.59	6.6	AU
LHL 2000D 04						49.78	1.960	9.98	0.393	101.60	4.00	288.97	1650.0	7,340	1650.0	74.2	2.92	7.4	AV
LHL 2000D 05						49.78	1.960	9.98	0.393	114.30	4.50	249.56	1425.0	7,131	1603.1	82.8	3.26	8.3	AW
LHL 2000D 06						49.78	1.960	9.98	0.393	127.00	5.00	218.92	1250.0	6,950	1562.5	91.4	3.60	9.1	AW
LHL 2000D 07						49.78	1.960	9.98	0.393	152.40	6.00	177.76	1015.0	6,772	1522.5	108.0	4.25	10.8	AX
LHL 2000D 08						49.78	1.960	9.98	0.393	177.80	7.00	150.61	860.0	6,695	1505.0	125.5	4.94	12.4	AZ
LHL 2000D 09						49.78	1.960	9.98	0.393	203.20	8.00	128.55	734.0	6,530	1468.0	141.2	5.56	14.1	AZ

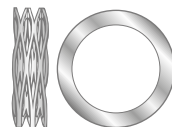


REDUX™ WAVE SPRINGS

● Stainless Steel 17-7 PH

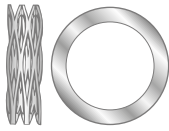
LEE STOCK NUMBER	HOLE DIAMETER		ROD DIAMETER		NOMINAL LOAD		WORKING HEIGHT		FREE HEIGHT		WIRE THICKNESS X RADIAL WALL		TURNS No.	WAVES PER TURN No.	SPRING RATE		PRICE GROUP								
	MM	IN	MM	IN	N	LB	MM	IN	MM	IN	MM	IN			N/MM	LB/IN									
LW06 006 0152S	6.00	0.236	4.00	0.157	6.00	1.35	0.61	0.024	1.52	0.060	0.13 X 0.51	0.005 X 0.020	3	2.5	6.56	37.457	K								
LW06 006 0203S							0.81	0.032	2.03	0.080			4		4.92	28.093	L								
LW06 006 0254S							1.02	0.040	2.54	0.100			5		3.94	22.497	L								
LW06 006 0305S							1.22	0.048	3.05	0.120			6		3.28	18.728	L								
LW06 006 0356S							1.42	0.056	3.56	0.140			7		2.81	16.045	M								
LW06 006 0406S							1.63	0.064	4.06	0.160			8		2.46	14.046	N								
LW06 006 0457S							1.83	0.072	4.57	0.180			9		2.19	12.505	P								
LW06 006 0559S							2.24	0.088	5.59	0.220			11		1.79	10.221	Q								
LW06 006 0660S							2.64	0.104	6.60	0.260			13		1.51	8.622	R								
LW06 012 0152S					12.00	2.70	0.74	0.029	1.52	0.060			0.15 X 0.61		0.006 X 0.024	3	2.5	15.24	87.019	K					
LW06 012 0203S																		0.97	0.038	2.03	0.080	4	11.25	64.236	L
LW06 012 0254S																		1.22	0.048	2.54	0.100	5	9.09	51.903	L
LW06 012 0305S																		1.47	0.058	3.05	0.120	6	7.62	43.509	L
LW06 012 0356S	1.70	0.067	3.56	0.140							7	6.47		36.943				M							
LW06 012 0406S	1.96	0.077	4.06	0.160							8	5.69		32.489				N							
LW06 012 0457S	2.18	0.086	4.57	0.180							9	5.03		28.721				P							
LW06 012 0559S	2.69	0.106	5.59	0.220							11	4.14		23.639				Q							
LW06 012 0660S	3.18	0.125	6.60	0.260							13	3.50		19.985				R							
LW 025 02 0075S	6.35	0.250	3.81	0.150	8.90	2.00	0.84	0.033	1.91	0.075	0.15 X 0.61	0.006 X 0.024	3	2.5	8.41	48.000	L								
LW 025 02 0100S							1.27	0.050	2.54	0.100			4		7.01	40.000	L								
LW 025 02 0125S							1.52	0.060	3.18	0.125			5		5.43	31.000	L								
LW 025 02 0150S							1.91	0.075	3.81	0.150			6		4.73	27.000	N								
LW 025 02 0175S							2.16	0.085	4.45	0.175			7		3.85	22.000	P								
LW 025 02 0200S							2.41	0.095	5.08	0.200			8		3.33	19.000	Q								
LW 025 02 0225S							3.05	0.120	5.72	0.225			9		3.33	19.000	Q								
LW 025 02 0275S							3.56	0.140	6.99	0.275			11		2.63	15.000	R								
LW 025 02 0325S							4.32	0.170	8.26	0.325			13		2.28	13.000	T								
LW 025 05 0075S					22.24	5.00	0.94	0.037	1.91	0.075			0.20 X 0.61		0.008 X 0.024	3	2.5	23.12	132.000	L					
LW 025 05 0100S																		1.22	0.048	2.54	0.100	4	16.81	96.000	L
LW 025 05 0125S																		1.65	0.065	3.18	0.125	5	14.54	83.000	L
LW 025 05 0150S																		1.91	0.075	3.81	0.150	6	11.73	67.000	N
LW 025 05 0175S	2.29	0.090	4.45	0.175							7	10.33		59.000				P							
LW 025 05 0200S	2.54	0.100	5.08	0.200							8	8.76		50.000				Q							
LW 025 05 0225S	3.05	0.120	5.72	0.225							9	8.41		48.000				R							
LW 025 05 0275S	3.76	0.148	6.99	0.275							11	6.83		39.000				T							
LW 025 05 0325S	4.45	0.175	8.26	0.325							13	5.78		33.000				W							
LW 031 03 0114S	7.92	0.312	5.08	0.200	13.34	3.00	1.78	0.070	2.90	0.114	0.20 X 0.61	0.008 X 0.024	3	2.5	11.91	68.000	L								
LW 031 03 0152S							2.44	0.096	3.86	0.152			4		9.46	54.000	L								
LW 031 03 0190S							3.00	0.118	4.83	0.190			5		7.36	42.000	L								
LW 031 03 0228S							3.68	0.145	5.79	0.228			6		6.30	36.000	N								
LW 031 03 0266S							4.19	0.165	6.76	0.266			7		5.25	30.000	N								
LW 031 03 0304S							4.95	0.195	7.72	0.304			8		4.90	28.000	P								
LW 031 03 0342S							5.46	0.215	8.69	0.342			9		4.20	24.000	Q								
LW 031 03 0418S							6.65	0.262	10.62	0.418			11		3.33	19.000	V								
LW 031 03 0494S							7.85	0.309	12.55	0.494			13		2.80	16.000	V								
LW 031 06 0114S					26.69	6.00	1.83	0.072	2.90	0.114			0.25 X 0.81		0.010 X 0.032	3	2.5	25.04	143.000	L					
LW 031 06 0152S																		2.44	0.096	3.86	0.152	4	18.74	107.000	L
LW 031 06 0190S																		3.12	0.123	4.83	0.190	5	15.76	90.000	N
LW 031 06 0228S																		3.66	0.144	5.79	0.228	6	12.43	71.000	P
LW 031 06 0266S	4.47	0.176	6.76	0.266							7	11.73		67.000				Q							
LW 031 06 0304S	5.00	0.197	7.72	0.304							8	9.81		56.000				Q							
LW 031 06 0342S	5.77	0.227	8.69	0.342							9	9.11		52.000				T							
LW 031 06 0418S	7.06	0.278	10.62	0.418							11	7.53		43.000				T							
LW 031 06 0494S	8.53	0.336	12.55	0.494							13	6.66		38.000				W							

REDUX™ WAVE SPRINGS



● Stainless Steel 17-7 PH

LEE STOCK NUMBER	HOLE DIAMETER		ROD DIAMETER		NOMINAL LOAD		WORKING HEIGHT		FREE HEIGHT		WIRE THICKNESS X RADIAL WALL		TURNS No.	WAVES PER TURN No.	SPRING RATE		PRICE GROUP								
	MM	IN	MM	IN	N	LB	MM	IN	MM	IN	MM	IN			N/MM	LB/IN									
LWM08 015 0282S	8.00	0.315	5.00	0.197	15.00	3.37	1.70	0.067	2.82	0.111	0.20 X 0.81	0.008 X 0.032	3	2.5	13.42	76.627	L								
LWM08 015 0376S							2.39	0.094	3.76	0.148					10.94	62.466	L								
LWM08 015 0470S							2.74	0.108	4.70	0.185					7.67	43.795	L								
LWM08 015 0564S							3.56	0.140	5.64	0.222					7.20	41.111	N								
LWM08 015 0658S							4.01	0.158	6.58	0.259					5.85	33.403	N								
LWM08 015 0752S							4.57	0.180	7.52	0.296					5.09	29.063	P								
LWM08 015 0846S							5.26	0.207	8.46	0.333					4.69	26.779	Q								
LWM08 015 1034S					6.35	0.250	10.34	0.407	3.76	21.469					V										
LWM08 015 1222S					7.37	0.290	12.22	0.481	3.09	17.644					V										
LWM08 030 0282S					30.00	6.74	3.00	0.119	17.79	4.00					1.78	0.070	2.82	0.111	0.25 X 0.81	0.010 X 0.032	4	2.5	28.81	164.502	L
LWM08 030 0376S															2.54	0.100	3.76	0.148					24.61	140.521	L
LWM08 030 0470S															3.05	0.120	4.70	0.185					18.17	103.749	L
LWM08 030 0564S															3.81	0.150	5.64	0.222					16.40	93.642	N
LWM08 030 0658S	4.32	0.170	6.58	0.259							13.27	75.770	N												
LWM08 030 0752S	4.95	0.195	7.52	0.296							11.69	66.749	P												
LWM08 030 0846S	5.59	0.220	8.46	0.333							10.45	59.668	Q												
LWM08 030 1034S	6.86	0.270	10.34	0.407					8.62	49.219	V														
LWM08 030 1222S	7.87	0.310	12.22	0.481					6.91	39.455	V														
LW 038 04 0150S	9.53	0.375	6.35	0.250					17.79	4.00	1.57	0.062	3.81	0.150	0.20 X 0.81	0.008 X 0.032	3	2.5					7.88	45.000	M
LW 038 04 0200S											2.49	0.098	5.08	0.200									6.83	39.000	M
LW 038 04 0250S											2.74	0.108	6.35	0.250									4.90	28.000	M
LW 038 04 0300S											3.43	0.135	7.62	0.300									4.20	24.000	N
LW 038 04 0350S					3.81	0.150	8.89	0.350			3.50	20.000	P												
LW 038 04 0400S					4.67	0.184	10.16	0.400			3.33	19.000	R												
LW 038 04 0450S					4.95	0.195	11.43	0.450			2.80	16.000	S												
LW 038 04 0500S					5.79	0.228	12.70	0.500	2.63	15.000	T														
LW 038 04 0550S					6.10	0.240	13.97	0.550	2.28	13.000	T														
LW 038 07 0150S					31.14	7.00	3.00	0.119	17.79	4.00	2.06	0.081	3.81	0.150					0.28 X 0.81	0.011 X 0.032	3	2.5	17.69	101.000	M
LW 038 07 0200S											3.02	0.119	5.08	0.200									15.06	86.000	N
LW 038 07 0250S	3.68	0.145	6.35	0.250							11.73	67.000	P												
LW 038 07 0300S	4.57	0.180	7.62	0.300							10.16	58.000	Q												
LW 038 07 0350S	5.13	0.202	8.89	0.350							8.23	47.000	Q												
LW 038 07 0400S	6.10	0.240	10.16	0.400							7.71	44.000	Q												
LW 038 07 0450S	6.65	0.262	11.43	0.450							6.48	37.000	T												
LW 038 07 0500S	7.57	0.298	12.70	0.500					6.13	35.000	T														
LW 038 07 0550S	8.31	0.327	13.97	0.550					5.43	31.000	T														
LWM10 018 0396S	10.00	0.394	7.00	0.276					18.00	4.05	1.91	0.075	3.96	0.156	0.20 X 0.81	0.008 X 0.032	3	2.5					8.75	49.962	L
LWM10 018 0528S											2.54	0.100	5.28	0.208									6.56	37.457	M
LWM10 018 0660S					3.15	0.124	6.60	0.260			5.21	29.749	M												
LWM10 018 0792S					3.78	0.149	7.92	0.312			4.35	24.838	N												
LWM10 018 0925S					4.42	0.174	9.25	0.364			3.73	21.298	P												
LWM10 018 1057S					5.05	0.199	10.57	0.416			3.27	18.671	R												
LWM10 018 1189S					5.69	0.224	11.89	0.468			2.90	16.559	S												
LWM10 018 1321S					6.32	0.249	13.21	0.520	2.61	14.903	T														
LWM10 018 1453S					6.96	0.274	14.53	0.572	2.38	13.590	U														
LWM10 035 0396S					35.00	7.87	3.00	0.119	18.00	4.05	2.03	0.080	3.96	0.156					0.28 X 0.81	0.011 X 0.032	3	2.5	18.13	103.520	L
LWM10 035 0528S											2.79	0.110	5.28	0.208									14.06	80.281	M
LWM10 035 0660S	3.56	0.140	6.60	0.260							11.48	65.550	M												
LWM10 035 0792S	4.32	0.170	7.92	0.312							9.70	55.386	N												
LWM10 035 0925S	5.08	0.200	9.25	0.364							8.40	47.963	P												
LWM10 035 1057S	5.84	0.230	10.57	0.416							7.41	42.310	R												
LWM10 035 1189S	6.60	0.260	11.89	0.468							6.62	37.800	S												
LWM10 035 1321S	7.37	0.290	13.21	0.520					5.99	34.202	T														
LWM10 035 1453S	8.13	0.320	14.53	0.572					5.47	31.233	U														

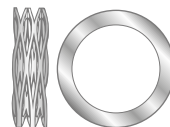


REDUX™ WAVE SPRINGS

● Stainless Steel 17-7 PH

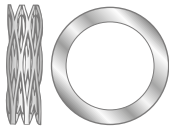
LEE STOCK NUMBER	HOLE DIAMETER		ROD DIAMETER		NOMINAL LOAD		WORKING HEIGHT		FREE HEIGHT		WIRE THICKNESS X RADIAL WALL		TURNS No.	WAVES PER TURN No.	SPRING RATE		PRICE GROUP							
	MM	IN	MM	IN	N	LB	MM	IN	MM	IN	MM	IN			N/MM	LB/IN								
LW 044 04 0165S	11.10	0.437	7.14	0.281	17.79	4.00	1.60	0.063	4.19	0.165	0.20 X 1.02	0.008 X 0.040	3	2.5	6.83	39.000	M							
LW 044 04 0220S							2.36	0.093	5.59	0.220			4		5.43	31.000	N							
LW 044 04 0275S							2.77	0.109	6.99	0.275			5		4.20	24.000	P							
LW 044 04 0330S							3.63	0.143	8.38	0.330			6		3.68	21.000	Q							
LW 044 04 0385S							4.06	0.160	9.78	0.385			7		3.15	18.000	Q							
LW 044 04 0440S							4.95	0.195	11.18	0.440			8		2.80	16.000	Q							
LW 044 04 0495S							5.33	0.210	12.57	0.495			9		2.45	14.000	R							
LW 044 04 0550S					6.10	0.240	13.97	0.550	10	2.28			13.000		S									
LW 044 04 0605S					6.60	0.260	15.37	0.605	11	2.10			12.000		T									
LW 044 08 0165S					12.00	0.472	9.00	0.354	35.59	8.00			2.08		0.082	4.19	0.165	0.28 X 1.17	0.011 X 0.046	3	2.5	16.81	96.000	M
LW 044 08 0220S													2.92		0.115	5.59	0.220			4		13.31	76.000	N
LW 044 08 0275S	3.61	0.142	6.99	0.275							5	10.51	60.000	Q										
LW 044 08 0330S	4.55	0.179	8.38	0.330							6	9.28	53.000	R										
LW 044 08 0385S	5.03	0.198	9.78	0.385							7	7.53	43.000	R										
LW 044 08 0440S	5.87	0.231	11.18	0.440							8	6.66	38.000	R										
LW 044 08 0495S	6.48	0.255	12.57	0.495							9	5.78	33.000	T										
LW 044 08 0550S	7.37	0.290	13.97	0.550					10	5.43	31.000	T												
LW 044 08 0605S	8.10	0.319	15.37	0.605					11	4.90	28.000	X												
LWM12 020 0434S	12.00	0.472	9.00	0.354					20.00	4.50	1.47	0.058	4.34	0.171	0.20 X 1.02	0.008 X 0.040	3			2.5		6.97	39.798	M
LWM12 020 0579S											1.98	0.078	5.79	0.228			4					5.25	29.977	N
LWM12 020 0724S					2.46	0.097	7.24	0.285			5	4.19	23.924	Q										
LWM12 020 0869S					2.95	0.116	8.69	0.342			6	3.48	19.870	R										
LWM12 020 1013S					3.45	0.136	10.13	0.399			7	2.99	17.073	R										
LWM12 020 1158S					3.94	0.155	11.58	0.456			8	2.62	14.960	S										
LWM12 020 1303S					4.45	0.175	13.03	0.513			9	2.33	13.304	T										
LWM12 020 1448S					4.93	0.194	14.48	0.570	10	2.09	11.934	Y												
LWM12 020 1593S					5.44	0.214	15.93	0.627	11	1.91	10.906	Z												
LWM12 040 0434S					12.00	0.472	9.00	0.354	40.00	8.99	2.36	0.093	4.34	0.171			0.28 X 1.17	0.011 X 0.046	3		2.5	20.19	115.283	M
LWM12 040 0579S											3.18	0.125	5.79	0.228					4			15.29	87.304	N
LWM12 040 0724S	3.96	0.156	7.24	0.285							5	12.21	69.718	Q										
LWM12 040 0869S	4.75	0.187	8.69	0.342							6	10.16	58.013	R										
LWM12 040 1013S	5.54	0.218	10.13	0.399							7	8.70	49.676	R										
LWM12 040 1158S	6.32	0.249	11.58	0.456							8	7.61	43.452	S										
LWM12 040 1303S	7.11	0.280	13.03	0.513							9	6.76	38.599	T										
LWM12 040 1448S	7.92	0.312	14.48	0.570					10	6.10	34.830	Y												
LWM12 040 1593S	8.71	0.343	15.93	0.627					11	5.55	31.690	Z												
LWM12 060 0434S	12.00	0.472	9.00	0.354					60.00	13.49	1.98	0.078	4.34	0.171	0.30 X 1.14	0.012 X 0.045			3	2.5		25.40	145.031	P
LWM12 060 0579S											2.64	0.104	5.79	0.228					4			19.05	108.774	R
LWM12 060 0724S					3.30	0.130	7.24	0.285			5	15.24	87.019	S										
LWM12 060 0869S					3.99	0.157	8.69	0.342			6	12.77	72.915	T										
LWM12 060 1013S					4.65	0.183	10.13	0.399			7	10.94	62.466	U										
LWM12 060 1158S					5.31	0.209	11.58	0.456			8	9.56	54.587	V										
LWM12 060 1303S					5.97	0.235	13.03	0.513			9	8.50	48.534	X										
LWM12 060 1448S					6.63	0.261	14.48	0.570	10	7.64	43.624	Z												
LWM12 060 1593S					7.29	0.287	15.93	0.627	11	6.95	39.684	BA												
LW 050 05 0180S					12.70	0.500	7.92	0.312	22.24	5.00	1.57	0.062	4.57	0.180			0.20 X 1.42	0.008 X 0.056	3		2.5	7.36	42.000	M
LW 050 05 0240S											2.29	0.090	6.10	0.240					4			5.78	33.000	N
LW 050 05 0300S	2.72	0.107	7.62	0.300							5	4.55	26.000	Q										
LW 050 05 0360S	3.45	0.136	9.14	0.360							6	3.85	22.000	R										
LW 050 05 0420S	3.81	0.150	10.67	0.420							7	3.33	19.000	R										
LW 050 05 0480S	4.57	0.180	12.19	0.480							8	2.98	17.000	T										
LW 050 05 0540S	4.95	0.195	13.72	0.540							9	2.45	14.000	V										
LW 050 05 0600S	5.59	0.220	15.24	0.600							10	2.28	13.000	Z										
LW 050 05 0660S	6.10	0.240	16.76	0.660							11	2.10	12.000	Z										

REDUX™ WAVE SPRINGS



● Stainless Steel 17-7 PH

LEE STOCK NUMBER	HOLE DIAMETER		ROD DIAMETER		NOMINAL LOAD		WORKING HEIGHT		FREE HEIGHT		WIRE THICKNESS X RADIAL WALL		TURNS No.	WAVES PER TURN No.	SPRING RATE		PRICE GROUP							
	MM	IN	MM	IN	N	LB	MM	IN	MM	IN	MM	IN			N/MM	LB/IN								
LW 050 10 0180S	12.70	0.500	7.92	0.312	44.48	10.00	1.65	0.065	4.57	0.180	0.25 X 1.47	0.010 X 0.058	3	2.5	15.24	87.000	N							
LW 050 10 0240S							2.34	0.092	6.10	0.240			4		11.91	68.000	Q							
LW 050 10 0300S							2.90	0.114	7.62	0.300			5		9.46	54.000	R							
LW 050 10 0360S							3.73	0.147	9.14	0.360			6		8.23	47.000	S							
LW 050 10 0420S							4.11	0.162	10.67	0.420			7		6.83	39.000	T							
LW 050 10 0480S							4.98	0.196	12.19	0.480			8		6.13	35.000	W							
LW 050 10 0540S							5.26	0.207	13.72	0.540			9		5.25	30.000	Y							
LW 050 10 0600S					6.25	0.246	15.24	0.600	10	4.90			28.000		Z									
LW 050 10 0660S					6.71	0.264	16.76	0.660	11	4.38			25.000		Z									
LW 050 15 0180S					14.00	0.551	10.00	0.394	66.72	15.00			1.91		0.075	4.57	0.180	0.30 X 1.52	0.012 X 0.060	3	2.5	25.04	143.000	P
LW 050 15 0240S													2.79		0.110	6.10	0.240			4		20.14	115.000	R
LW 050 15 0300S	3.45	0.136	7.62	0.300							5	15.94	91.000	S										
LW 050 15 0360S	4.24	0.167	9.14	0.360							6	13.66	78.000	T										
LW 050 15 0420S	4.62	0.182	10.67	0.420							7	11.03	63.000	V										
LW 050 15 0480S	5.49	0.216	12.19	0.480							8	9.98	57.000	X										
LW 050 15 0540S	6.10	0.240	13.72	0.540							9	8.76	50.000	X										
LW 050 15 0600S	7.11	0.280	15.24	0.600					10	8.23	47.000	BC												
LW 050 15 0660S	7.92	0.312	16.76	0.660					11	7.53	43.000	BA												
LWM14 022 0495S	14.00	0.551	10.00	0.394					22.00	4.95	2.18	0.086	4.95	0.195	0.23 X 1.47	0.009 X 0.058	3			2.5		7.95	45.394	P
LWM14 022 0660S											2.95	0.116	6.60	0.260			4					6.01	34.316	P
LWM14 022 0826S					3.71	0.146	8.26	0.325			5	4.84	27.636	R										
LWM14 022 0991S					4.52	0.178	9.91	0.390			6	4.09	23.353	S										
LWM14 022 1156S					5.33	0.210	11.56	0.455			7	3.54	20.213	V										
LWM14 022 1321S					6.17	0.243	13.21	0.520			8	3.13	17.872	W										
LWM14 022 1486S					7.01	0.276	14.86	0.585			9	2.80	15.988	X										
LWM14 022 1651S					7.85	0.309	16.51	0.650	10	2.54	14.503	Z												
LWM14 022 1816S					8.71	0.343	18.16	0.715	11	2.33	13.304	Z												
LWM14 050 0495S					9.00	0.354	80.00	17.99	50.00	11.24	2.18	0.086	4.95	0.195			0.38 X 1.52	0.015 X 0.060	3		2.5	18.06	103.121	Q
LWM14 050 0660S											2.95	0.116	6.60	0.260					4			13.67	78.054	R
LWM14 050 0826S	3.71	0.146	8.26	0.325							5	11.00	62.809	V										
LWM14 050 0991S	4.52	0.178	9.91	0.390							6	9.29	53.045	V										
LWM14 050 1156S	5.33	0.210	11.56	0.455							7	8.03	45.850	X										
LWM14 050 1321S	6.17	0.243	13.21	0.520							8	7.11	40.597	Z										
LWM14 050 1486S	7.01	0.276	14.86	0.585							9	6.37	36.372	Z										
LWM14 050 1651S	7.85	0.309	16.51	0.650					10	5.77	32.946	BC												
LWM14 050 1816S	8.71	0.343	18.16	0.715					11	5.29	30.205	BD												
LWM14 080 0495S	14.27	0.562	9.53	0.375					22.24	5.00	3.15	0.124	4.95	0.195	0.23 X 1.47	0.009 X 0.058			3	2.5		44.36	253.291	Q
LWM14 080 0660S											4.19	0.165	6.60	0.260					4			33.15	189.283	R
LWM14 080 0826S					5.26	0.207	8.26	0.325			5	26.69	152.397	V										
LWM14 080 0991S					6.30	0.248	9.91	0.390			6	22.18	126.646	V										
LWM14 080 1156S					7.34	0.289	11.56	0.455			7	18.97	108.317	X										
LWM14 080 1321S					8.41	0.331	13.21	0.520			8	16.66	95.127	Z										
LWM14 080 1486S					9.45	0.372	14.86	0.585			9	14.79	84.449	Z										
LWM14 080 1651S					10.49	0.413	16.51	0.650	10	13.29	75.885	BC												
LWM14 080 1816S					11.56	0.455	18.16	0.715	11	12.11	69.147	BD												
LW 056 05 0195S					14.27	0.562	9.53	0.375	22.24	5.00	2.03	0.080	4.95	0.195			0.23 X 1.47	0.009 X 0.058	3		2.5	7.53	43.000	P
LW 056 05 0260S											3.18	0.125	6.60	0.260					4			6.48	37.000	P
LW 056 05 0325S	3.43	0.135	8.26	0.325							5	4.55	26.000	P										
LW 056 05 0390S	4.57	0.180	9.91	0.390							6	4.20	24.000	S										
LW 056 05 0455S	4.83	0.190	11.56	0.455							7	3.33	19.000	V										
LW 056 05 0520S	5.84	0.230	13.21	0.520							8	2.98	17.000	W										
LW 056 05 0585S	6.60	0.260	14.86	0.585							9	2.63	15.000	Y										
LW 056 05 0650S	7.24	0.285	16.51	0.650					10	2.45	14.000	Z												
LW 056 05 0715S	8.00	0.315	18.16	0.715					11	2.28	13.000	Z												

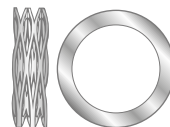


REDUX™ WAVE SPRINGS

● Stainless Steel 17-7 PH

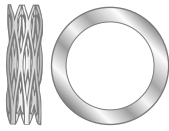
LEE STOCK NUMBER	HOLE DIAMETER		ROD DIAMETER		NOMINAL LOAD		WORKING HEIGHT		FREE HEIGHT		WIRE THICKNESS X RADIAL WALL		TURNS No.	WAVES PER TURN No.	SPRING RATE		PRICE GROUP										
	MM	IN	MM	IN	N	LB	MM	IN	MM	IN	MM	IN			N/MM	LB/IN											
LW 056 11 0195S	14.27	0.562	9.53	0.375	48.93	11.00	2.18	0.086	4.95	0.195	0.30 X 1.52	0.012 X 0.060	3	2.5	17.69	101.000	P										
LW 056 11 0260S							3.12	0.123	6.60	0.260					14.01	80.000	P										
LW 056 11 0325S							3.68	0.145	8.26	0.325					10.68	61.000	P										
LW 056 11 0390S							4.75	0.187	9.91	0.390					9.46	54.000	S										
LW 056 11 0455S							5.31	0.209	11.56	0.455					7.88	45.000	V										
LW 056 11 0520S							6.43	0.253	13.21	0.520					7.18	41.000	W										
LW 056 11 0585S							6.93	0.273	14.86	0.585					6.13	35.000	Y										
LW 056 11 0650S							8.08	0.318	16.51	0.650					5.78	33.000	Z										
LW 056 11 0715S							8.71	0.343	18.16	0.715					5.25	30.000	BA										
LW 056 18 0195S							15.00	0.591	11.00	0.433					25.00	5.62	2.36	0.093	4.95	0.195	0.38 X 1.52	0.015 X 0.060	3	2.5	30.82	176.000	Q
LW 056 18 0260S																	3.45	0.136	6.60	0.260					25.39	145.000	R
LW 056 18 0325S	4.19	0.165	8.26	0.325	19.79	113.000					V																
LW 056 18 0390S	5.38	0.212	9.91	0.390	17.69	101.000					V																
LW 056 18 0455S	6.22	0.245	11.56	0.455	15.06	86.000					X																
LW 056 18 0520S	7.16	0.282	13.21	0.520	13.31	76.000					Z																
LW 056 18 0585S	8.20	0.323	14.86	0.585	12.08	69.000					Z																
LW 056 18 0650S	9.14	0.360	16.51	0.650	10.86	62.000					BC																
LW 056 18 0715S	10.36	0.408	18.16	0.715	10.33	59.000					BD																
LWM15 025 0518S	15.00	0.591	11.00	0.433	25.00	5.62					2.57	0.101	5.18	0.204			0.25 X 1.47	0.010 X 0.058	3	2.5					9.56	54.587	T
LWM15 025 0691S											3.43	0.135	6.91	0.272											7.18	40.997	U
LWM15 025 0864S							4.27	0.168	8.64	0.340	5.72	32.661	W														
LWM15 025 1036S							5.13	0.202	10.36	0.408	4.78	27.293	Y														
LWM15 025 1209S							5.99	0.236	12.09	0.476	4.10	23.411	Z														
LWM15 025 1382S							6.83	0.269	13.82	0.544	3.58	20.441	Z														
LWM15 025 1554S							7.70	0.303	15.54	0.612	3.19	18.215	Z														
LWM15 025 1727S							8.53	0.336	17.27	0.680	2.86	16.330	BA														
LWM15 025 1900S							9.40	0.370	19.00	0.748	2.60	14.846	BB														
LWM15 050 0518S							15.00	0.591	10.00	0.394	50.00	11.24	3.43	0.135	5.18	0.204					0.23 X 1.47	0.009 X 0.058	3	3.5	28.53	162.903	T
LWM15 050 0691S													4.57	0.180	6.91	0.272									21.40	122.192	U
LWM15 050 0864S	5.72	0.225	8.64	0.340	17.12	97.753							W														
LWM15 050 1036S	6.86	0.270	10.36	0.408	14.26	81.423							Y														
LWM15 050 1209S	8.00	0.315	12.09	0.476	12.23	69.832							Z														
LWM15 050 1382S	9.14	0.360	13.82	0.544	10.70	61.096							Z														
LWM15 050 1554S	10.29	0.405	15.54	0.612	9.51	54.301							Z														
LWM15 050 1727S	11.43	0.450	17.27	0.680	8.56	48.877							BA														
LWM15 050 1900S	12.57	0.495	19.00	0.748	7.78	44.423							BB														
LWM15 080 0518S	15.00	0.591	10.00	0.394	80.00	17.99							3.20	0.126	5.18	0.204	0.25 X 1.47	0.010 X 0.058	3	3.5					40.38	230.566	W
LWM15 080 0691S													4.19	0.165	6.91	0.272									29.44	168.099	X
LWM15 080 0864S							5.23	0.206	8.64	0.340	23.50	134.183	Y														
LWM15 080 1036S							6.27	0.247	10.36	0.408	19.56	111.686	Z														
LWM15 080 1209S							7.32	0.288	12.09	0.476	16.75	95.641	BB														
LWM15 080 1382S							8.36	0.329	13.82	0.544	14.65	83.650	BC														
LWM15 080 1554S							9.40	0.370	15.54	0.612	13.01	74.286	BC														
LWM15 080 1727S							10.46	0.412	17.27	0.680	11.75	67.091	BD														
LWM15 080 1900S							11.51	0.453	19.00	0.748	10.68	60.982	BE														
LW 063 06 0180S							15.88	0.625	11.43	0.450	26.69	6.00	1.40	0.055	4.57	0.180					0.25 X 1.47	0.010 X 0.058	3	2.5	8.41	48.000	S
LW 063 06 0240S													1.73	0.068	6.10	0.240									6.13	35.000	T
LW 063 06 0300S	2.16	0.085	7.62	0.300	4.90	28.000							W														
LW 063 06 0360S	2.69	0.106	9.14	0.360	4.20	24.000							Y														
LW 063 06 0420S	3.25	0.128	10.67	0.420	3.68	21.000							Z														
LW 063 06 0540S	4.19	0.165	13.72	0.540	2.80	16.000							Z														
LW 063 06 0660S	5.13	0.202	16.76	0.660	2.28	13.000							Z														
LW 063 06 0780S	6.05	0.238	19.81	0.780	1.93	11.000							BB														
LW 063 12 0180S	15.88	0.625	11.43	0.450	53.38	12.00							2.64	0.104	4.57	0.180	0.25 X 1.47	0.010 X 0.058	3	3.5					27.67	158.000	T
LW 063 12 0240S													3.30	0.130	6.10	0.240									19.09	109.000	V
LW 063 12 0300S													4.45	0.175	7.62	0.300									16.81	96.000	W
LW 063 12 0360S													5.23	0.206	9.14	0.360									13.66	78.000	X
LW 063 12 0420S													6.25	0.246	10.67	0.420									12.08	69.000	Y
LW 063 12 0540S							8.05	0.317	13.72	0.540	9.46	54.000	Z														
LW 063 12 0660S							9.80	0.386	16.76	0.660	7.71	44.000	BA														
LW 063 12 0780S							11.53	0.454	19.81	0.780	6.48	37.000	BA														

REDUX™ WAVE SPRINGS



● Stainless Steel 17-7 PH

LEE STOCK NUMBER	HOLE DIAMETER		ROD DIAMETER		NOMINAL LOAD		WORKING HEIGHT		FREE HEIGHT		WIRE THICKNESS X RADIAL WALL		TURNS No.	WAVES PER TURN No.	SPRING RATE		PRICE GROUP										
	MM	IN	MM	IN	N	LB	MM	IN	MM	IN	MM	IN			N/MM	LB/IN											
LW 063 20 0180S	15.88	0.625	11.43	0.450	88.96	20.00	2.59	0.102	4.57	0.180	0.30 X 1.52	0.012 X 0.060	3	3.5	44.83	256.000	V										
LW 063 20 0240S							3.43	0.135	6.10	0.240					33.28	190.000	W										
LW 063 20 0300S							4.45	0.175	7.62	0.300					28.02	160.000	Y										
LW 063 20 0360S							5.21	0.205	9.14	0.360					22.59	129.000	Y										
LW 063 20 0420S							6.22	0.245	10.67	0.420					19.97	114.000	Z										
LW 063 20 0540S							8.00	0.315	13.72	0.540					15.59	89.000	BC										
LW 063 20 0660S							9.91	0.390	16.76	0.660					12.96	74.000	BC										
LW 063 20 0780S	11.81	0.465	19.81	0.780	11.03	63.000	BE																				
LWM16 025 0541S	16.00	0.630	11.00	0.433	25.00	5.62	2.11	0.083	5.41	0.213	0.25 X 1.47	0.010 X 0.058	3	2.5	7.57	43.224	T										
LWM16 025 0721S							2.79	0.110	7.21	0.284					5.66	32.318	U										
LWM16 025 0902S							3.51	0.138	9.02	0.355					4.54	25.923	W										
LWM16 025 1082S							4.19	0.165	10.82	0.426					3.77	21.526	Z										
LWM16 025 1262S							4.90	0.193	12.62	0.497					3.24	18.500	Z										
LWM16 025 1623S							6.30	0.248	16.23	0.639					2.52	14.389	Z										
LWM16 025 1984S							7.70	0.303	19.84	0.781					2.06	11.762	BB										
LWM16 025 2344S							9.09	0.358	23.44	0.923					1.74	9.935	BC										
LWM16 055 0541S							55.00	12.36	3.63	0.143					5.41	0.213	0.25 X 1.47	0.010 X 0.058	3	3.5	30.93	176.607	U				
LWM16 055 0721S																			4		23.04	131.556	W				
LWM16 055 0902S																			5		18.51	105.690	X				
LWM16 055 1082S																			6		15.36	87.704	Y				
LWM16 055 1262S																			7		13.20	75.371	Z				
LWM16 055 1623S	9	10.26	58.584	BA																							
LWM16 055 1984S	11	8.39	47.906	BA																							
LWM16 055 2344S	13	7.10	40.540	BB																							
LWM16 090 0541S	90.00	20.23	3.30	0.130	5.41	0.213					0.30 X 1.52	0.012 X 0.060	3	3.5					42.69		243.756	V					
LWM16 090 0721S							4	34.07	194.536	X																	
LWM16 090 0902S							5	26.25	149.885	Y																	
LWM16 090 1082S							6	22.71	129.672	Z																	
LWM16 090 1262S							7	18.95	108.203	BA																	
LWM16 090 1623S							9	14.83	84.678	BC																	
LWM16 090 1984S							11	12.18	69.547	BC																	
LWM16 090 2344S							13	10.33	58.983	BE																	
LWM18 030 0572S							18.00	0.709	13.00	0.512			30.00		6.74	3.63	0.143	5.72	0.225	0.20 X 1.80	0.008 X 0.071	3	3.5	14.40	82.223	S	
LWM18 030 0762S	4	10.45	59.668	S																							
LWM18 030 0953S	5	8.38	47.849	T																							
LWM18 030 1143S	6	6.99	39.912	T																							
LWM18 030 1334S	7	5.97	34.088	U																							
LWM18 030 1715S	9	4.65	26.551	Y																							
LWM18 030 2286S	12	3.48	19.870	Z																							
LWM18 055 0572S	55.00	12.36	3.68	0.145	5.72	0.225					0.25 X 1.83	0.010 X 0.072		3										3.5	27.07	154.567	T
LWM18 055 0762S														4											20.82	118.880	T
LWM18 055 0953S														5											16.66	95.127	U
LWM18 055 1143S														6											13.88	79.253	U
LWM18 055 1334S														7											11.96	68.290	V
LWM18 055 1715S							9	9.29	53.045	X																	
LWM18 055 2286S	12	6.96	39.741	BA																							
LWM18 090 0572S	90.00	20.23	3.84	0.151	5.72	0.225	0.30 X 1.83	0.012 X 0.072	3	3.5	47.88	273.390	V														
LWM18 090 0762S									4		36.16	206.470	W														
LWM18 090 0953S									5		28.81	164.502	X														
LWM18 090 1143S									6		24.10	137.609	Y														
LWM18 090 1334S									7		20.60	117.624	BA														
LWM18 090 1715S									9		16.03	91.530	BC														
LWM18 090 2286S									12		12.01	68.576	BD														
LW 075 07 0250S									19.05		0.750	13.97	0.550	31.14	7.00	3.61	0.142	6.35	0.250	0.20 X 1.80	0.008 X 0.071	3	3.5	11.38	65.000	R	
LW 075 07 0333S																4.75	0.187	8.46	0.333					8.41	48.000	S	
LW 075 07 0417S	6.25	0.246	10.59	0.417	7.18	41.000	S																				
LW 075 07 0500S	7.24	0.285	12.70	0.500	5.78	33.000	T																				
LW 075 07 0583S	8.84	0.348	14.81	0.583	5.25	30.000	T																				
LW 075 07 0750S	11.33	0.446	19.05	0.750	4.03	23.000	Z																				
LW 075 07 1000S	14.73	0.580	25.40	1.000	2.98	17.000	BB																				

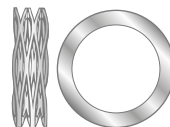


REDUX™ WAVE SPRINGS

● Stainless Steel 17-7 PH

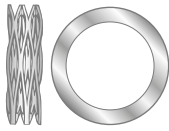
LEE STOCK NUMBER	HOLE DIAMETER		ROD DIAMETER		NOMINAL LOAD		WORKING HEIGHT		FREE HEIGHT		WIRE THICKNESS X RADIAL WALL		TURNS No.	WAVES PER TURN No.	SPRING RATE		PRICE GROUP								
	MM	IN	MM	IN	N	LB	MM	IN	MM	IN	MM	IN			N/MM	LB/IN									
LW 075 13 0250S	19.05	0.750	13.97	0.550	57.83	13.00	4.04	0.159	6.35	0.250	0.25 X 1.98	0.010 X 0.078	3	3.5	25.04	143.000	T								
LW 075 13 0333S							5.16	0.203	8.46	0.333					17.51	100.000	T								
LW 075 13 0417S							6.86	0.270	10.59	0.417					15.41	88.000	X								
LW 075 13 0500S							7.98	0.314	12.70	0.500					12.26	70.000	Z								
LW 075 13 0583S							9.68	0.381	14.81	0.583					11.21	64.000	BA								
LW 075 13 0750S							12.42	0.489	19.05	0.750					8.76	50.000	BB								
LW 075 13 1000S					16.48	0.649	25.40	1.000	6.48	37.000					BD										
LW 075 22 0250S					20.00	0.787	15.00	0.591	97.86	22.00					4.29	0.169	6.35	0.250	0.33 X 2.01	0.013 X 0.079	3	3.5	47.64	272.000	V
LW 075 22 0333S															5.46	0.215	8.46	0.333					32.57	186.000	X
LW 075 22 0417S															7.39	0.291	10.59	0.417					30.65	175.000	Y
LW 075 22 0500S															8.51	0.335	12.70	0.500					23.29	133.000	BA
LW 075 22 0583S															10.29	0.405	14.81	0.583					21.72	124.000	BB
LW 075 22 0750S	13.36	0.526	19.05	0.750							17.16	98.000	BD												
LW 075 22 1000S	17.75	0.699	25.40	1.000					12.78	73.000	BE														
LWM20 035 0632S	20.00	0.787	15.00	0.591					35.00	7.87	2.72	0.107	6.32	0.249	0.20 X 1.80	0.008 X 0.071	3	3.5					9.70	55.386	T
LWM20 035 0843S											3.61	0.142	8.43	0.332									7.25	41.397	T
LWM20 035 1054S											4.52	0.178	10.54	0.415									5.81	33.175	U
LWM20 035 1265S											5.41	0.213	12.65	0.498									4.83	27.579	U
LWM20 035 1476S											6.32	0.249	14.76	0.581									4.15	23.696	U
LWM20 035 1897S					8.13	0.320	18.97	0.747			3.23	18.443	Z												
LWM20 035 2530S					10.82	0.426	25.30	0.996	2.42	13.818	BB														
LWM20 070 0632S					14.00	0.551	70.00	15.74	70.00	15.74	3.05	0.120	6.32	0.249					0.25 X 1.98	0.010 X 0.078	3	3.5	21.36	121.963	U
LWM20 070 0843S											4.06	0.160	8.43	0.332									16.02	91.473	V
LWM20 070 1054S											5.08	0.200	10.54	0.415									12.82	73.201	X
LWM20 070 1265S											6.27	0.247	12.65	0.498									10.98	62.695	Z
LWM20 070 1476S											7.32	0.288	14.76	0.581									9.41	53.730	BA
LWM20 070 1897S	9.17	0.361	18.97	0.747							7.14	40.769	BB												
LWM20 070 2530S	12.22	0.481	25.30	0.996					5.35	30.548	BD														
LWM20 100 0632S	100.00	22.48	100.00	22.48					100.00	22.48	4.24	0.167	6.32	0.249	0.33 X 2.01	0.013 X 0.079	3	3.5					48.01	274.132	V
LWM20 100 0843S											5.66	0.223	8.43	0.332									36.12	206.242	X
LWM20 100 1054S											7.06	0.278	10.54	0.415									28.74	164.103	Y
LWM20 100 1265S											8.48	0.334	12.65	0.498									24.01	137.095	Z
LWM20 100 1476S											9.91	0.390	14.76	0.581									20.61	117.681	BB
LWM20 100 1897S					12.73	0.501	18.97	0.747			16.00	91.358	BD												
LWM20 100 2530S					16.97	0.668	25.30	0.996	12.00	68.519	BE														
LW 088 12 0250S					22.23	0.875	15.24	0.600	53.38	12.00	2.97	0.117	6.35	0.250					0.25 X 2.18	0.010 X 0.086	3	3.5	15.76	90.000	S
LW 088 12 0333S											4.01	0.158	8.46	0.333									12.08	69.000	X
LW 088 12 0417S											5.26	0.207	10.59	0.417									9.98	57.000	X
LW 088 12 0500S											6.15	0.242	12.70	0.500									8.23	47.000	Y
LW 088 12 0583S											7.29	0.287	14.81	0.583									7.18	41.000	Z
LW 088 12 0750S	9.60	0.378	19.05	0.750							5.60	32.000	BC												
LW 088 12 1000S	12.65	0.498	25.40	1.000					4.20	24.000	BC														
LW 088 18 0250S	80.07	18.00	80.07	18.00					80.07	18.00	3.15	0.124	6.35	0.250	0.30 X 2.39	0.012 X 0.094	3	3.5					25.92	148.000	T
LW 088 18 0333S											4.17	0.164	8.46	0.333									18.91	108.000	V
LW 088 18 0417S											5.44	0.214	10.59	0.417									15.59	89.000	X
LW 088 18 0500S											6.40	0.252	12.70	0.500									13.31	76.000	X
LW 088 18 0583S											7.52	0.296	14.81	0.583									11.56	66.000	X
LW 088 18 0750S					9.78	0.385	19.05	0.750			8.76	50.000	X												
LW 088 18 1000S					12.93	0.509	25.40	1.000	6.66	38.000	Z														
LW 088 25 0250S					111.21	25.00	111.21	25.00	111.21	25.00	4.22	0.166	6.35	0.250					0.38 X 2.39	0.015 X 0.094	3	3.5	52.19	298.000	V
LW 088 25 0333S											5.44	0.214	8.46	0.333									36.78	210.000	Y
LW 088 25 0417S											7.06	0.278	10.59	0.417									31.52	180.000	Y
LW 088 25 0500S											8.31	0.327	12.70	0.500									25.39	145.000	Z
LW 088 25 0583S											10.03	0.395	14.81	0.583									23.29	133.000	Z
LW 088 25 0750S	12.95	0.510	19.05	0.750							18.21	104.000	BC												
LW 088 25 1000S	17.02	0.670	25.40	1.000					13.66	78.000	BC														

REDUX™ WAVE SPRINGS



● Stainless Steel 17-7 PH

LEE STOCK NUMBER	HOLE DIAMETER		ROD DIAMETER		NOMINAL LOAD		WORKING HEIGHT		FREE HEIGHT		WIRE THICKNESS X RADIAL WALL		TURNS No.	WAVES PER TURN No.	SPRING RATE		PRICE GROUP								
	MM	IN	MM	IN	N	LB	MM	IN	MM	IN	MM	IN			N/MM	LB/IN									
LWM25 050 0663S	25.00	0.984	19.00	0.748	50.00	11.24	2.06	0.081	6.63	0.261	0.25 X 2.18	0.010 X 0.086	3	3.5	10.94	62.466	T								
LWM25 050 0884S							2.74	0.108	8.84	0.348					8.20	46.821	V								
LWM25 050 1105S							3.43	0.135	11.05	0.435					6.56	37.457	X								
LWM25 050 1326S							4.11	0.162	13.26	0.522					5.47	31.233	Y								
LWM25 050 1547S							4.80	0.189	15.47	0.609					4.69	26.779	Y								
LWM25 050 1989S							6.20	0.244	19.89	0.783					3.65	20.841	Z								
LWM25 050 2652S					8.26	0.325	26.52	1.044	2.74	15.645	BD														
LWM25 080 0663S					80.00	17.99	19.00	0.748	80.00	17.99	2.95	0.116	6.63	0.261	0.30 X 2.39	0.012 X 0.094	3	3.5	21.72	124.019	U				
LWM25 080 0884S											3.94	0.155	8.84	0.348					16.32	93.186	V				
LWM25 080 1105S											4.90	0.193	11.05	0.435					13.01	74.286	X				
LWM25 080 1326S											5.89	0.232	13.26	0.522					10.86	62.010	Y				
LWM25 080 1547S											6.88	0.271	15.47	0.609					9.32	53.216	Z				
LWM25 080 1989S											8.84	0.348	19.89	0.783					7.24	41.340	BA				
LWM25 080 2652S									11.79	0.464	26.52	1.044	5.43	31.005	BD										
LWM25 110 0663S									110.00	24.73	19.00	0.748	110.00	24.73	4.04	0.159	6.63	0.261	0.38 X 2.39	0.015 X 0.094	3	3.5	42.46	242.442	V
LWM25 110 0884S															5.38	0.212	8.84	0.348					31.84	181.803	W
LWM25 110 1105S															6.73	0.265	11.05	0.435					25.47	145.431	Y
LWM25 110 1326S															8.08	0.318	13.26	0.522					21.23	121.221	Z
LWM25 110 1547S													9.40	0.370	15.47	0.609	18.12	103.463	BC						
LWM25 110 1989S					12.12	0.477	19.89	0.783					14.15	80.795	BE										
LWM25 110 2652S	16.15	0.636	26.52	1.044	10.61	60.582	BF																		
LW 100 12 0250S	25.40	1.000	18.54	0.730	53.38	12.00	2.13	0.084					6.35	0.250	0.25 X 2.18	0.010 X 0.086	3	3.5	12.61	72.000	S				
LW 100 12 0333S							2.74	0.108	8.46	0.333	9.28	53.000	V												
LW 100 12 0417S							3.68	0.145	10.59	0.417	7.71	44.000	W												
LW 100 12 0500S							4.19	0.165	12.70	0.500	6.30	36.000	X												
LW 100 12 0583S							5.11	0.201	14.81	0.583	5.43	31.000	Y												
LW 100 12 0750S							6.55	0.258	19.05	0.750	4.20	24.000	Y												
LW 100 12 1000S							8.69	0.342	25.40	1.000	3.15	18.000	BB												
LW 100 12 1250S							11.30	0.445	31.75	1.250	2.63	15.000	BE												
LW 100 12 1500S							13.18	0.519	38.10	1.500	2.10	12.000	BG												
LW 100 12 1750S							16.08	0.633	44.45	1.750	1.93	11.000	BH												
LW 100 12 2000S							18.03	0.710	50.80	2.000	1.58	9.000	BK												
LW 100 18 0250S							80.07	18.00	18.54	0.730	80.07	18.00	2.21	0.087					6.35	0.250	0.30 X 2.39	0.012 X 0.094	3	3.5	19.26
LW 100 18 0333S					2.87	0.113							8.46	0.333	14.36	82.000	V								
LW 100 18 0417S					3.76	0.148							10.59	0.417	11.73	67.000	X								
LW 100 18 0500S					4.45	0.175							12.70	0.500	9.63	55.000	X								
LW 100 18 0583S					5.38	0.212							14.81	0.583	8.58	49.000	Y								
LW 100 18 0750S					7.01	0.276							19.05	0.750	6.66	38.000	BB								
LW 100 18 1000S					9.14	0.360					25.40	1.000	4.90	28.000	BD										
LW 100 18 1250S					11.48	0.452					31.75	1.250	4.03	23.000	BE										
LW 100 18 1500S					13.94	0.549					38.10	1.500	3.33	19.000	BF										
LW 100 18 1750S	16.51	0.650	44.45	1.750	2.80	16.000					BJ														
LW 100 18 2000S	18.29	0.720	50.80	2.000	2.45	14.000					BL														
LW 100 25 0250S	111.21	25.00	18.54	0.730	111.21	25.00					3.33	0.131	6.35	0.250	0.38 X 2.39	0.015 X 0.094	3	3.5	36.78	210.000	V				
LW 100 25 0333S							4.42	0.174	8.46	0.333	27.50	157.000	X												
LW 100 25 0417S							5.77	0.227	10.59	0.417	23.12	132.000	Y												
LW 100 25 0500S							6.76	0.266	12.70	0.500	18.74	107.000	Z												
LW 100 25 0583S							8.10	0.319	14.81	0.583	16.64	95.000	BC												
LW 100 25 0750S							10.31	0.406	19.05	0.750	12.78	73.000	BD												
LW 100 25 1000S					13.74	0.541	25.40	1.000	9.46	54.000	BF														
LW 100 25 1250S					17.48	0.688	31.75	1.250	7.88	45.000	BG														
LW 100 25 1500S					20.65	0.813	38.10	1.500	6.30	36.000	BE														
LW 100 25 1750S					24.31	0.957	44.45	1.750	5.60	32.000	BH														
LW 100 25 2000S					27.51	1.083	50.80	2.000	4.73	27.000	BH														

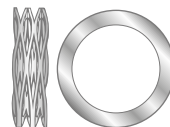


REDUX™ WAVE SPRINGS

● Stainless Steel 17-7 PH

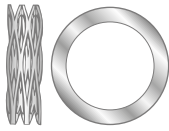
LEE STOCK NUMBER	HOLE DIAMETER		ROD DIAMETER		NOMINAL LOAD		WORKING HEIGHT		FREE HEIGHT		WIRE THICKNESS X RADIAL WALL		TURNS No.	WAVES PER TURN No.	SPRING RATE		PRICE GROUP								
	MM	IN	MM	IN	N	LB	MM	IN	MM	IN	MM	IN			N/MM	LB/IN									
LWM28 050 0724S	28.00	1.102	22.00	0.866	50.00	11.24	3.76	0.148	7.24	0.285	0.30 X 2.39	0.012 X 0.094	3	3.5	14.37	82.051	Y								
LWM28 050 0965S							5.00	0.197	9.65	0.380					10.76	61.439	Y								
LWM28 050 1207S							6.27	0.247	12.07	0.475					8.63	49.276	Y								
LWM28 050 1448S							7.52	0.296	14.48	0.570					7.18	40.997	Z								
LWM28 050 1689S							8.79	0.346	16.89	0.665					6.17	35.230	BA								
LWM28 050 1930S							10.03	0.395	19.30	0.760					5.39	30.776	BB								
LWM28 050 2172S							11.28	0.444	21.72	0.855					4.79	27.350	BC								
LWM28 050 2654S					13.79	0.543	26.54	1.045	3.92	22.383					BE										
LWM28 050 3137S					16.31	0.642	31.37	1.235	3.32	18.957					BG										
LWM28 080 0724S					80.00	17.99	22.00	0.866	50.00	11.24					4.39	0.173	7.24	0.285	0.38 X 2.39	0.015 X 0.094	4	3.5	28.12	160.562	Y
LWM28 080 0965S															5.84	0.230	9.65	0.380					21.00	119.908	Z
LWM28 080 1207S															7.32	0.288	12.07	0.475					16.84	96.155	Z
LWM28 080 1448S															8.79	0.346	14.48	0.570					14.06	80.281	BA
LWM28 080 1689S	10.24	0.403	16.89	0.665							12.02	68.633	BB												
LWM28 080 1930S	11.71	0.461	19.30	0.760							10.53	60.125	BC												
LWM28 080 2172S	13.18	0.519	21.72	0.855							9.37	53.502	BD												
LWM28 080 2654S	16.10	0.634	26.54	1.045					7.66	43.738	BF														
LWM28 080 3137S	19.02	0.749	31.37	1.235					6.48	37.000	BH														
LWM28 130 0724S	130.00	29.23	22.00	0.866					50.00	11.24	4.57	0.180	7.24	0.285	0.46 X 2.39	0.018 X 0.094	5	3.5					48.74	278.301	Z
LWM28 130 0965S											6.07	0.239	9.65	0.380									36.30	207.269	BA
LWM28 130 1207S											7.59	0.299	12.07	0.475									29.08	166.044	BA
LWM28 130 1448S											9.12	0.359	14.48	0.570									24.26	138.522	BB
LWM28 130 1689S					10.64	0.419	16.89	0.665			20.81	118.823	BC												
LWM28 130 1930S					12.17	0.479	19.30	0.760			18.21	103.977	BD												
LWM28 130 2172S					13.69	0.539	21.72	0.855			16.20	92.500	BE												
LWM28 130 2654S					16.71	0.658	26.54	1.045	13.23	75.542	BG														
LWM28 130 3137S					19.76	0.778	31.37	1.235	11.20	63.951	BJ														
LW 112 12 0300S					28.58	1.125	21.59	0.850	53.38	12.00	3.71	0.146	7.62	0.300					0.30 X 2.39	0.012 X 0.094	6	3.5	13.66	78.000	S
LW 112 12 0400S											4.72	0.186	10.16	0.400									9.81	56.000	V
LW 112 12 0500S											6.35	0.250	12.70	0.500									8.41	48.000	X
LW 112 12 0600S											7.49	0.295	15.24	0.600									6.83	39.000	Y
LW 112 12 0700S	8.74	0.344	17.78	0.700							5.95	34.000	Z												
LW 112 12 0800S	9.96	0.392	20.32	0.800							5.08	29.000	Z												
LW 112 12 1000S	12.40	0.488	25.40	1.000							4.03	23.000	BA												
LW 112 12 1300S	16.74	0.659	33.02	1.300					3.33	19.000	BD														
LW 112 12 1600S	20.50	0.807	40.64	1.600					2.63	15.000	BE														
LW 112 12 2000S	25.83	1.017	50.80	2.000					2.10	12.000	BH														
LW 112 20 0300S	88.96	20.00	21.59	0.850					53.38	12.00	4.06	0.160	7.62	0.300	0.38 X 2.39	0.015 X 0.094	7	3.5					25.04	143.000	V
LW 112 20 0400S											5.13	0.202	10.16	0.400									17.69	101.000	W
LW 112 20 0500S											6.86	0.270	12.70	0.500									15.24	87.000	X
LW 112 20 0600S					8.08	0.318	15.24	0.600			12.43	71.000	Y												
LW 112 20 0700S					9.68	0.381	17.78	0.700			11.03	63.000	Z												
LW 112 20 0800S					10.85	0.427	20.32	0.800			9.46	54.000	BA												
LW 112 20 1000S					13.61	0.536	25.40	1.000			7.53	43.000	BC												
LW 112 20 1300S					17.98	0.708	33.02	1.300	5.95	34.000	BF														
LW 112 20 1600S					21.87	0.861	40.64	1.600	4.73	27.000	BJ														
LW 112 20 2000S					27.64	1.088	50.80	2.000	3.85	22.000	BM														
LW 112 30 0300S					133.45	30.00	21.59	0.850	53.38	12.00	4.52	0.178	7.62	0.300					0.46 X 2.39	0.018 X 0.094	8	3.5	43.08	246.000	X
LW 112 30 0400S											5.82	0.229	10.16	0.400									30.65	175.000	Y
LW 112 30 0500S											7.70	0.303	12.70	0.500									26.62	152.000	BA
LW 112 30 0600S	8.89	0.350	15.24	0.600							21.02	120.000	BB												
LW 112 30 0700S	10.69	0.421	17.78	0.700							18.91	108.000	BD												
LW 112 30 0800S	11.94	0.470	20.32	0.800							15.94	91.000	BE												
LW 112 30 1000S	15.06	0.593	25.40	1.000							12.96	74.000	BG												
LW 112 30 1300S	19.99	0.787	33.02	1.300					10.16	58.000	BH														
LW 112 30 1600S	24.28	0.956	40.64	1.600					8.23	47.000	BK														
LW 112 30 2000S	30.53	1.202	50.80	2.000					6.66	38.000	BM														

REDUX™ WAVE SPRINGS



● Stainless Steel 17-7 PH

LEE STOCK NUMBER	HOLE DIAMETER		ROD DIAMETER		NOMINAL LOAD		WORKING HEIGHT		FREE HEIGHT		WIRE THICKNESS X RADIAL WALL		TURNS No.	WAVES PER TURN No.	SPRING RATE		PRICE GROUP						
	MM	IN	MM	IN	N	LB	MM	IN	MM	IN	MM	IN			N/MM	LB/IN							
LWM30 050 0762S	30.00	1.181	24.00	0.945	50.00	11.24	3.18	0.125	7.62	0.300	0.30 X 2.39	0.012 X 0.094	3	3.5	11.25	64.236	Y						
LWM30 050 1016S							4.22	0.166	10.16	0.400					8.41	48.020	Y						
LWM30 050 1270S							5.28	0.208	12.70	0.500					6.74	38.485	Y						
LWM30 050 1524S							6.32	0.249	15.24	0.600					5.61	32.033	Z						
LWM30 050 1778S							7.39	0.291	17.78	0.700					4.81	27.465	BA						
LWM30 050 2032S							8.43	0.332	20.32	0.800					4.21	24.039	BB						
LWM30 050 2286S							9.50	0.374	22.86	0.900					3.74	21.355	BC						
LWM30 050 2794S							11.61	0.457	27.94	1.100					3.06	17.472	BE						
LWM30 050 3302S					13.72	0.540	33.02	1.300	2.59	14.789			BG										
LWM30 090 0762S					30.00	1.181	24.00	0.945	90.00	20.23			3.51	0.138	7.62	0.300	0.38 X 2.39	0.015 X 0.094	3	3.5	21.87	124.876	Y
LWM30 090 1016S													4.70	0.185	10.16	0.400					16.48	94.099	Z
LWM30 090 1270S													5.87	0.231	12.70	0.500					13.17	75.199	Z
LWM30 090 1524S													7.04	0.277	15.24	0.600					10.97	62.638	BA
LWM30 090 1778S													8.20	0.323	17.78	0.700					9.40	53.673	BB
LWM30 090 2032S													9.37	0.369	20.32	0.800					8.22	46.935	BC
LWM30 090 2286S													10.54	0.415	22.86	0.900					7.31	41.739	BD
LWM30 090 2794S	12.90	0.508	27.94	1.100							5.99	34.202	BF										
LWM30 090 3302S	15.24	0.600	33.02	1.300					5.06	28.892	BH												
LWM30 130 0762S	30.00	1.181	24.00	0.945					130.00	29.23	4.19	0.165	7.62	0.300	0.46 X 2.39	0.018 X 0.094			3	3.5	37.91	216.462	Z
LWM30 130 1016S											5.59	0.220	10.16	0.400							28.43	162.332	BA
LWM30 130 1270S											6.99	0.275	12.70	0.500							22.75	129.900	BA
LWM30 130 1524S											8.38	0.330	15.24	0.600							18.96	108.260	BB
LWM30 130 1778S											9.78	0.385	17.78	0.700							16.25	92.786	BC
LWM30 130 2032S											11.18	0.440	20.32	0.800							14.22	81.195	BD
LWM30 130 2286S											12.57	0.495	22.86	0.900							12.64	72.173	BE
LWM30 130 2794S					15.37	0.605	27.94	1.100			10.34	59.040	BG										
LWM30 130 3302S					18.16	0.715	33.02	1.300	8.75	49.962	BJ												
LW 125 12 0300S					31.75	1.250	25.40	1.000	53.38	12.00	2.13	0.084	7.62	0.300			0.30 X 2.39	0.012 X 0.094	3	3.5	9.81	56.000	W
LW 125 12 0400S											2.87	0.113	10.16	0.400							7.36	42.000	W
LW 125 12 0500S											3.78	0.149	12.70	0.500							5.95	34.000	W
LW 125 12 0600S											4.37	0.172	15.24	0.600							4.90	28.000	X
LW 125 12 0700S											5.26	0.207	17.78	0.700							4.20	24.000	BC
LW 125 12 0800S											5.77	0.227	20.32	0.800							3.68	21.000	Z
LW 125 12 1000S											7.65	0.301	25.40	1.000							2.98	17.000	BA
LW 125 12 1300S	10.03	0.395	33.02	1.300							2.28	13.000	BA										
LW 125 12 1600S	11.86	0.467	40.64	1.600					1.93	11.000	BB												
LW 125 12 2000S	15.01	0.591	50.80	2.000					1.58	9.000	BD												
LW 125 20 0300S	31.75	1.250	25.40	1.000					88.96	20.00	3.15	0.124	7.62	0.300	0.38 X 2.39	0.015 X 0.094			3	3.5	19.97	114.000	X
LW 125 20 0400S											4.19	0.165	10.16	0.400							14.89	85.000	X
LW 125 20 0500S											5.46	0.215	12.70	0.500							12.26	70.000	Y
LW 125 20 0600S											6.43	0.253	15.24	0.600							10.16	58.000	Z
LW 125 20 0700S											7.70	0.303	17.78	0.700							8.76	50.000	BA
LW 125 20 0800S											8.66	0.341	20.32	0.800							7.71	44.000	BA
LW 125 20 1000S					10.85	0.427	25.40	1.000			6.13	35.000	BB										
LW 125 20 1300S					14.66	0.577	33.02	1.300			4.90	28.000	BB										
LW 125 20 1600S					17.58	0.692	40.64	1.600	3.85	22.000	BF												
LW 125 20 2000S					22.00	0.866	50.80	2.000	3.15	18.000	BL												
LW 125 30 0300S					31.75	1.250	25.40	1.000	133.45	30.00	4.01	0.158	7.62	0.300			0.48 X 2.39	0.019 X 0.094	3	3.5	36.78	210.000	Y
LW 125 30 0400S											5.33	0.210	10.16	0.400							27.67	158.000	Y
LW 125 30 0500S											6.91	0.272	12.70	0.500							23.12	132.000	Y
LW 125 30 0600S											8.13	0.320	15.24	0.600							18.74	107.000	BC
LW 125 30 0700S											9.75	0.384	17.78	0.700							16.64	95.000	BB
LW 125 30 0800S											11.00	0.433	20.32	0.800							14.36	82.000	BB
LW 125 30 1000S	13.67	0.538	25.40	1.000							11.38	65.000	BE										
LW 125 30 1300S	18.21	0.717	33.02	1.300							8.93	51.000	BH										
LW 125 30 1600S	22.30	0.878	40.64	1.600					7.36	42.000	BK												
LW 125 30 2000S	28.02	1.103	50.80	2.000					5.78	33.000	BL												

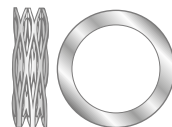


REDUX™ WAVE SPRINGS

● Stainless Steel 17-7 PH

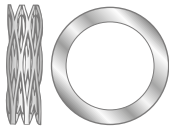
LEE STOCK NUMBER	HOLE DIAMETER		ROD DIAMETER		NOMINAL LOAD		WORKING HEIGHT		FREE HEIGHT		WIRE THICKNESS X RADIAL WALL		TURNS No.	WAVES PER TURN No.	SPRING RATE		PRICE GROUP						
	MM	IN	MM	IN	N	LB	MM	IN	MM	IN	MM	IN			N/MM	LB/IN							
LW 138 15 0300S	34.93	1.375	26.16	1.030	66.72	15.00	1.91	0.075	7.62	0.300	0.30 X 3.10	0.012 X 0.122	3	3.5	11.73	67.000	Y						
LW 138 15 0400S							2.51	0.099	10.16	0.400			4		8.76	50.000	Y						
LW 138 15 0500S							3.28	0.129	12.70	0.500			5		7.01	40.000	Y						
LW 138 15 0600S							3.94	0.155	15.24	0.600			6		5.95	34.000	Z						
LW 138 15 0700S							4.55	0.179	17.78	0.700			7		5.08	29.000	BA						
LW 138 15 0800S							5.23	0.206	20.32	0.800			8		4.38	25.000	BC						
LW 138 15 1000S							6.50	0.256	25.40	1.000			10		3.50	20.000	BE						
LW 138 15 1300S							8.66	0.341	33.02	1.300			13		2.80	16.000	BG						
LW 138 15 1600S							10.77	0.424	40.64	1.600			16		2.28	13.000	BH						
LW 138 15 2000S					13.46	0.530	50.80	2.000	20	1.75			10.000	BK									
LW 138 25 0300S					34.93	1.375	26.16	1.030	111.21	25.00			3.61	0.142	7.62	0.300	0.41 X 3.38	0.016 X 0.133	3	3.5	27.67	158.000	Y
LW 138 25 0400S													4.72	0.186	10.16	0.400			4		20.49	117.000	Y
LW 138 25 0500S													6.10	0.240	12.70	0.500			5		16.81	96.000	Y
LW 138 25 0600S													7.14	0.281	15.24	0.600			6		13.66	78.000	BA
LW 138 25 0700S													8.64	0.340	17.78	0.700			7		12.08	69.000	BC
LW 138 25 0800S													9.75	0.384	20.32	0.800			8		10.51	60.000	BD
LW 138 25 1000S													12.34	0.486	25.40	1.000			10		8.58	49.000	BE
LW 138 25 1300S													16.05	0.632	33.02	1.300			13		6.48	37.000	BF
LW 138 25 1600S													20.02	0.788	40.64	1.600			16		5.43	31.000	BH
LW 138 25 2000S	24.94	0.982	50.80	2.000					20	4.38	25.000	BK											
LW 138 35 0300S	34.93	1.375	26.16	1.030					155.69	35.00	3.78	0.149	7.62	0.300	0.46 X 3.38	0.018 X 0.133			3	3.5	40.63	232.000	Y
LW 138 35 0400S											4.80	0.189	10.16	0.400					4		29.07	166.000	Z
LW 138 35 0500S											6.27	0.247	12.70	0.500					5		24.17	138.000	Z
LW 138 35 0600S											7.29	0.287	15.24	0.600					6		19.61	112.000	BB
LW 138 35 0700S											8.71	0.343	17.78	0.700					7		17.16	98.000	BC
LW 138 35 0800S											9.91	0.390	20.32	0.800					8		14.89	85.000	BD
LW 138 35 1000S											12.45	0.490	25.40	1.000					10		12.08	69.000	BE
LW 138 35 1300S											16.41	0.646	33.02	1.300					13		9.46	54.000	BG
LW 138 35 1600S											20.14	0.793	40.64	1.600					16		7.53	43.000	BH
LW 138 35 2000S					25.40	1.000	50.80	2.000	20	6.13	35.000	BK											
LWM35 070 0838S					35.00	1.378	27.00	1.063	70.00	15.74	3.94	0.155	8.38	0.330			0.36 X 3.18	0.014 X 0.125	3	3.5	15.75	89.931	Z
LWM35 070 1118S											5.23	0.206	11.18	0.440					4		11.78	67.263	Z
LWM35 070 1397S											6.55	0.258	13.97	0.550					5		9.44	53.901	BA
LWM35 070 1676S											7.87	0.310	16.76	0.660					6		7.87	44.937	BB
LWM35 070 1956S											9.17	0.361	19.56	0.770					7		6.74	38.485	BC
LWM35 070 2235S											10.49	0.413	22.35	0.880					8		5.90	33.688	BD
LWM35 070 2515S											11.81	0.465	25.15	0.990					9		5.25	29.977	BE
LWM35 070 3073S											14.43	0.568	30.73	1.210					11		4.29	24.495	BF
LWM35 070 3632S											17.04	0.671	36.32	1.430					13		3.63	20.727	BG
LWM35 110 0838S	110.00	24.73	4.14	0.163							8.38	0.330	0.41 X 3.38	0.016 X 0.133	3	3.5			25.93		148.058	Z	
LWM35 110 1118S															4				19.42		110.886	Z	
LWM35 110 1397S															5				15.52		88.618	BA	
LWM35 110 1676S															6				12.93		73.829	BB	
LWM35 110 1956S									7	11.08					63.266				BC				
LWM35 110 2235S									8	9.71					55.443				BD				
LWM35 110 2515S									9	8.63					49.276				BE				
LWM35 110 3073S									11	7.05					40.255				BF				
LWM35 110 3632S									13	5.97					34.088				BG				
LWM35 160 0838S									160.00	35.97					4.04				0.159	8.38	0.330	0.46 X 3.38	0.018 X 0.133
LWM35 160 1118S					4	27.63	157.765	Z															
LWM35 160 1397S					5	22.10	126.189	BA															
LWM35 160 1676S					6	18.42	105.176	BB															
LWM35 160 1956S	7	15.79	90.159	BC																			
LWM35 160 2235S	8	13.81	78.854	BD																			
LWM35 160 2515S	9	12.28	70.118	BE																			
LWM35 160 3073S	11	10.05	57.384	BF																			
LWM35 160 3632S	13	8.50	48.534	BG																			

REDUX™ WAVE SPRINGS



● Stainless Steel 17-7 PH

LEE STOCK NUMBER	HOLE DIAMETER		ROD DIAMETER		NOMINAL LOAD		WORKING HEIGHT		FREE HEIGHT		WIRE THICKNESS X RADIAL WALL		TURNS	WAVES PER TURN	SPRING RATE		PRICE GROUP
	MM	IN	MM	IN	N	LB	MM	IN	MM	IN	MM	IN			No.	No.	
LW 150 20 0300S	38.10	1.500	28.96	1.140	88.96	20.00	3.28	0.129	7.62	0.300	0.41 X 3.38	0.016 X 0.133	3	3.5	20.49	117.000	Y
LW 150 20 0400S							4.17	0.164	10.16	0.400					14.89	85.000	Z
LW 150 20 0500S							5.41	0.213	12.70	0.500					12.26	70.000	BA
LW 150 20 0600S							6.27	0.247	15.24	0.600					9.98	57.000	BB
LW 150 20 0700S							7.65	0.301	17.78	0.700					8.76	50.000	BB
LW 150 20 0800S							8.56	0.337	20.32	0.800					7.53	43.000	BD
LW 150 20 1000S							10.92	0.430	25.40	1.000					6.13	35.000	BE
LW 150 20 1300S							14.35	0.565	33.02	1.300					4.73	27.000	BJ
LW 150 20 1600S							17.63	0.694	40.64	1.600					3.85	22.000	BM
LW 150 20 2000S							22.00	0.866	50.80	2.000					3.15	18.000	BP
LW 150 35 0300S					155.69	35.00	3.10	0.122	7.62	0.300	0.46 X 3.38	0.018 X 0.133	3	3.5	34.50	197.000	Y
LW 150 35 0400S							4.01	0.158	10.16	0.400					25.39	145.000	Z
LW 150 35 0500S							5.23	0.206	12.70	0.500					20.84	119.000	BA
LW 150 35 0600S							6.12	0.241	15.24	0.600					16.99	97.000	BB
LW 150 35 0700S							7.39	0.291	17.78	0.700					15.06	86.000	BB
LW 150 35 0800S							8.23	0.324	20.32	0.800					12.96	74.000	BD
LW 150 35 1000S							10.39	0.409	25.40	1.000					10.33	59.000	BE
LW 150 35 1300S							13.72	0.540	33.02	1.300					8.06	46.000	BJ
LW 150 35 1600S							16.69	0.657	40.64	1.600					6.48	37.000	BM
LW 150 35 2000S							21.21	0.835	50.80	2.000					5.25	30.000	BQ
LW 150 60 0300S					266.89	60.00	4.22	0.166	7.62	0.300	0.46 X 3.38	0.018 X 0.133	3	4.5	78.46	448.000	BB
LW 150 60 0400S							5.49	0.216	10.16	0.400					57.09	326.000	BB
LW 150 60 0500S							7.06	0.278	12.70	0.500					47.29	270.000	BB
LW 150 60 0600S							8.36	0.329	15.24	0.600					38.70	221.000	BB
LW 150 60 0700S							9.91	0.390	17.78	0.700					33.98	194.000	BB
LW 150 60 0800S							11.25	0.443	20.32	0.800					29.42	168.000	BD
LW 150 60 1000S							14.10	0.555	25.40	1.000					23.64	135.000	BE
LW 150 60 1300S							18.44	0.726	33.02	1.300					18.39	105.000	BJ
LW 150 60 1600S							22.61	0.890	40.64	1.600					14.89	85.000	BM
LW 150 60 2000S							28.42	1.119	50.80	2.000					11.91	68.000	BQ
LWM40 100 0914S	40.00	1.575	30.00	1.181	100.00	22.48	2.90	0.114	9.14	0.360	0.41 X 3.38	0.016 X 0.133	3	3.5	16.00	91.358	Z
LWM40 100 1219S							3.86	0.152	12.19	0.480					12.00	68.519	BA
LWM40 100 1524S							4.80	0.189	15.24	0.600					9.58	54.701	BB
LWM40 100 1829S							5.77	0.227	18.29	0.720					7.99	45.622	BB
LWM40 100 2134S							6.73	0.265	21.34	0.840					6.85	39.113	BC
LWM40 100 2438S							7.70	0.303	24.38	0.960					5.99	34.202	BE
LWM40 100 2743S							8.66	0.341	27.43	1.080					5.33	30.434	BG
LWM40 100 3353S							10.59	0.417	33.53	1.320					4.36	24.895	BJ
LWM40 100 3962S							12.52	0.493	39.62	1.560					3.69	21.070	BL
LWM40 150 0914S															150.00	33.72	5.44
LWM40 150 1219S	7.24	0.285	12.19	0.480	30.28	172.896					BA						
LWM40 150 1524S	9.04	0.356	15.24	0.600	24.20	138.180					BB						
LWM40 150 1829S	10.85	0.427	18.29	0.720	20.16	115.112					BB						
LWM40 150 2134S	12.65	0.498	21.34	0.840	17.27	98.610					BC						
LWM40 150 2438S	14.48	0.570	24.38	0.960	15.14	86.448					BE						
LWM40 150 2743S	16.28	0.641	27.43	1.080	13.45	76.798					BG						
LWM40 150 3353S	19.89	0.783	33.53	1.320	11.00	62.809					BJ						
LWM40 150 3962S	23.50	0.925	39.62	1.560	9.30	53.102					BL						

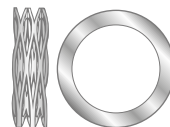


REDUX™ WAVE SPRINGS

● Stainless Steel 17-7 PH

LEE STOCK NUMBER	HOLE DIAMETER		ROD DIAMETER		NOMINAL LOAD		WORKING HEIGHT		FREE HEIGHT		WIRE THICKNESS X RADIAL WALL		TURNS No.	WAVES PER TURN No.	SPRING RATE		PRICE GROUP									
	MM	IN	MM	IN	N	LB	MM	IN	MM	IN	MM	IN			N/MM	LB/IN										
LWM40 300 0914S	40.00	1.575	30.00	1.181	300.00	67.44	5.66	0.223	9.14	0.360	0.46 X 3.38	0.018 X 0.133	3	4.5	86.21	492.250	BB									
LWM40 300 1219S							7.54	0.297	12.19	0.480			4		64.54	368.517	BB									
LWM40 300 1524S							9.42	0.371	15.24	0.600			5		51.58	294.517	BB									
LWM40 300 1829S							11.33	0.446	18.29	0.720			6		43.11	246.154	BC									
LWM40 300 2134S							13.21	0.520	21.34	0.840			7		36.91	210.752	BD									
LWM40 300 2438S							15.09	0.594	24.38	0.960			8		32.27	184.258	BD									
LWM40 300 2743S							16.97	0.668	27.43	1.080			9		28.67	163.703	BF									
LWM40 300 3353S							20.75	0.817	33.53	1.320			11		23.48	134.068	BJ									
LWM40 300 3962S							24.54	0.966	39.62	1.560			13		19.88	113.513	BL									
LW 175 25 0375S	44.45	1.750	34.04	1.340	111.21	25.00	3.94	0.155	9.53	0.375	0.46 X 3.63	0.018 X 0.143	3	3.5	19.97	114.000	Y									
LW 175 25 0500S							5.08	0.200	12.70	0.500			4		14.54	83.000	BA									
LW 175 25 0625S							6.73	0.265	15.88	0.625			5		12.08	69.000	BB									
LW 175 25 0750S							7.87	0.310	19.05	0.750			6		9.98	57.000	BB									
LW 175 25 0870S							9.32	0.367	22.10	0.870			7		8.76	50.000	BB									
LW 175 25 1000S							10.54	0.415	25.40	1.000			8		7.53	43.000	BD									
LW 175 25 1250S							13.28	0.523	31.75	1.250			10		5.95	34.000	BE									
LW 175 25 1500S							16.21	0.638	38.10	1.500			12		5.08	29.000	BJ									
LW 175 25 1750S							18.72	0.737	44.45	1.750			14		4.38	25.000	BM									
LW 175 25 2000S							21.44	0.844	50.80	2.000			16		3.85	22.000	BQ									
LW 175 50 0375S													222.41		50.00	4.78	0.188	9.53	0.375	0.46 X 3.63	0.018 X 0.143	3	4.5	46.76	267.000	Y
LW 175 50 0500S																6.20	0.244	12.70	0.500			4		34.15	195.000	BA
LW 175 50 0625S																8.00	0.315	15.88	0.625			5		28.20	161.000	BB
LW 175 50 0750S																9.50	0.374	19.05	0.750			6		23.29	133.000	BB
LW 175 50 0870S																11.48	0.452	22.10	0.870			7		21.02	120.000	BB
LW 175 50 1000S																12.83	0.505	25.40	1.000			8		17.69	101.000	BD
LW 175 50 1250S	15.98	0.629	31.75	1.250	10	14.19					81.000	BE														
LW 175 50 1500S	19.51	0.768	38.10	1.500	12	11.91					68.000	BJ														
LW 175 50 1750S	22.83	0.899	44.45	1.750	14	10.33					59.000	BM														
LW 175 50 2000S	26.06	1.026	50.80	2.000	16	8.93					51.000	BQ														
LW 175 90 0375S					400.34	90.00					5.89	0.232	9.53	0.375	0.61 X 3.76	0.024 X 0.148	3	4.5	110.16			629.000		Y		
LW 175 90 0500S											7.98	0.314	12.70	0.500			4		84.76			484.000		BA		
LW 175 90 0625S											10.39	0.409	15.88	0.625			5		73.03			417.000		BB		
LW 175 90 0750S											12.24	0.482	19.05	0.750			6		58.84			336.000		BB		
LW 175 90 0870S											14.66	0.577	22.10	0.870			7		53.77			307.000		BB		
LW 175 90 1000S											16.54	0.651	25.40	1.000			8		45.18			258.000		BD		
LW 175 90 1250S							20.65	0.813	31.75	1.250	10	36.08	206.000	BE												
LW 175 90 1500S							24.89	0.980	38.10	1.500	12	30.30	173.000	BJ												
LW 175 90 1750S					29.13	1.147	44.45	1.750	14	26.09	149.000	BM														
LW 175 90 2000S					33.45	1.317	50.80	2.000	16	23.12	132.000	BQ														

REDUX™ WAVE SPRINGS



● Stainless Steel 17-7 PH

LEE STOCK NUMBER	HOLE DIAMETER		ROD DIAMETER		NOMINAL LOAD		WORKING HEIGHT		FREE HEIGHT		WIRE THICKNESS X RADIAL WALL		TURNS No.	WAVES PER TURN No.	SPRING RATE		PRICE GROUP				
	MM	IN	MM	IN	N	LB	MM	IN	MM	IN	MM	IN			N/MM	LB/IN					
LWM45 110 0991S	45.00	1.772	35.00	1.378	110.00	24.73	3.38	0.133	9.91	0.390	0.46 X 3.63	0.018 X 0.143	3	3.5	16.85	96.212	Y				
LWM45 110 1321S							4.52	0.178	13.21	0.520					12.66	72.287	Z				
LWM45 110 1651S							5.64	0.222	16.51	0.650					10.12	57.784	BB				
LWM45 110 1981S							6.76	0.266	19.81	0.780					8.43	48.134	BB				
LWM45 110 2311S							7.90	0.311	23.11	0.910					7.23	41.283	BC				
LWM45 110 2642S							9.02	0.355	26.42	1.040					6.32	36.087	BD				
LWM45 110 2972S							10.16	0.400	29.72	1.170					5.62	32.090	BE				
LWM45 110 3632S							12.40	0.488	36.32	1.430					4.60	26.266	BJ				
LWM45 110 4293S					14.66	0.577	42.93	1.690	3.89	22.212	BM										
LWM45 225 0991S					45.00	1.772	35.00	1.378	225.00	50.58	5.33	0.210	9.91	0.390	0.46 X 3.63	0.018 X 0.143	4	4.5	49.21	280.984	Y
LWM45 225 1321S											6.99	0.275	13.21	0.520					36.16	206.470	Z
LWM45 225 1651S											9.14	0.360	16.51	0.650					30.55	174.437	BB
LWM45 225 1981S											10.80	0.425	19.81	0.780					24.95	142.462	BB
LWM45 225 2311S											12.70	0.500	23.11	0.910					21.61	123.391	BC
LWM45 225 2642S											14.48	0.570	26.42	1.040					18.85	107.632	BD
LWM45 225 2972S											16.26	0.640	29.72	1.170					16.71	95.412	BE
LWM45 225 3632S	19.81	0.780	36.32	1.430							13.63	77.826	BJ								
LWM45 225 4293S	23.37	0.920	42.93	1.690					11.50	65.664	BM										
LWM45 400 0991S	45.00	1.772	35.00	1.378					400.00	89.92	6.43	0.253	9.91	0.390	0.61 X 3.76	0.024 X 0.148	3	4.5	114.95	656.353	Y
LWM45 400 1321S											8.38	0.330	13.21	0.520					82.88	473.237	Z
LWM45 400 1651S											11.20	0.441	16.51	0.650					75.35	430.241	BB
LWM45 400 1981S											12.95	0.510	19.81	0.780					58.33	333.058	BB
LWM45 400 2311S											15.37	0.605	23.11	0.910					51.63	294.802	BC
LWM45 400 2642S											17.27	0.680	26.42	1.040					43.74	249.751	BD
LWM45 400 2972S											19.69	0.775	29.72	1.170					39.87	227.654	BE
LWM45 400 3632S					24.26	0.955	36.32	1.430			33.15	189.283	BJ								
LWM45 400 4293S					28.45	1.120	42.93	1.690	27.63	157.765	BM										

Experience



© MEP/DILL

Lee Spring Engineering

Since 1918, Lee Spring has been manufacturing, engineering, and designing springs, formed metal parts and related products for a wide variety of industries.

Lee Spring Engineers can offer assistance from design conception through production. Lee Spring's extensive expertise in spring design and mechanical engineering will complement your design team.



Lee Spring Offers...

- Extensive Custom Spring Capabilities
- Expert Engineering Assistance Available
- Engineering Support from Design through Production
- Extensive Material and Finish Options
- Global Manufacturing and Distribution
- CAD Assisted Production Design
- Manufacturing Prototypes through Large Production Runs



BELLEVILLE SPRING WASHERS

Guide to using tables

Outside Diameter
maximum size of outside diameter. If the spring is to be enclosed hole sizes must be greater than this dimension.

Thickness
of the Spring Section


Overall Height Unloaded
of a single spring washer

Price Group
reference to the price list

Calculated Load at Flat
load when the spring washer is fully compressed

Lee Stock Number
ordering reference.

Inside Diameter
minimum size of hole at centre. Mandrel sizes must be less than this dimension.




BELLEVILLE SPRING WASHERS

● Manufactured from 300 series stainless steel and passivated to ASTM A967

LEE STOCK NUMBER	INSIDE DIAMETER MINIMUM		OUTSIDE DIAMETER MAXIMUM		THICKNESS		OVERALL HEIGHT UNLOADED		CALCULATED LOAD AT FLAT	PRICE GROUP
	MM	IN	MM	IN	MM	IN	MM	IN		
093-005-188	0.25	0.003	4.78	0.188	0.13	0.005	0.36	0.014	25	5.7
093-006-188					0.15	0.006	0.38	0.015	44	9.8
093-007-188					0.18	0.007	0.36	0.014	54	12.1
093-009-188					0.23	0.009	0.36	0.014	82	18.4
093-010-188					0.25	0.010	0.38	0.015	113	25.3
125-002-236	3.18	0.125	5.99	0.236	0.30	0.012	0.46	0.018	154	34.7
125-008-250			6.35	0.250	0.20	0.008	0.41	0.016	52	11.8
125-013-250					0.33	0.013	0.51	0.020	197	44.3
125-012-394			10.01	0.394	0.30	0.012	0.66	0.026	111	24.9
125-016-394					0.41	0.016	0.71	0.028	225	50.6
125-020-394					0.51	0.020	0.76	0.030	396	82.3
138-010-281	3.51	0.138	7.14	0.281	0.25	0.010	0.51	0.020	100	22.6
138-012-281					0.30	0.012	0.48	0.019	121	27.3
138-013-281					0.33	0.013	0.53	0.021	176	39.7
138-015-281					0.38	0.015	0.58	0.023	271	60.9
138-022-437			11.10	0.437	0.56	0.022	0.81	0.032	396	89.1
148-009-281	3.76	0.148	7.14	0.281	0.23	0.009	0.43	0.017	61	13.7
148-011-281					0.28	0.011	0.43	0.017	84	18.8
148-013-281					0.33	0.013	0.48	0.019	138	31
148-015-281					0.38	0.015	0.61	0.024	318	71.4
156-009-312	3.96	0.156	7.92	0.312	0.23	0.009	0.51	0.020	66	14.8
156-010-312					0.25	0.010	0.51	0.020	82	18.5
156-011-312					0.28	0.011	0.56	0.022	121	27.1
156-013-312					0.33	0.013	0.53	0.021	144	32.5
156-015-312					0.38	0.015	0.58	0.023	222	49.9
156-013-281					0.43	0.017	0.64	0.025	316	71
165-013-343	4.19	0.165	8.71	0.343	0.33	0.013	0.61	0.024	161	36.2
165-016-343					0.41	0.016	0.66	0.026	273	61.4
165-018-343					0.46	0.018	0.71	0.028	389	87.4
165-016-394			10.01	0.394	0.41	0.016	0.71	0.028	235	52.9
165-020-394					0.51	0.020	0.76	0.030	383	86.1
165-016-472			11.99	0.472	0.41	0.016	0.79	0.031	198	44.5
165-020-472					0.51	0.020	0.84	0.033	335	75.2
165-024-472					0.61	0.024	0.99	0.039	667	150
187-012-375	4.75	0.187	9.53	0.375	0.30	0.012	0.61	0.024	118	26.5
187-015-375					0.38	0.015	0.64	0.025	192	43.1
187-017-375					0.43	0.017	0.66	0.026	251	56.5
187-020-375					0.51	0.020	0.74	0.029	409	92
187-022-375					0.56	0.022	0.76	0.030	484	108.8
187-025-375					0.64	0.025	0.79	0.031	533	119.7
187-028-375					0.71	0.028	0.84	0.033	624	140.2
187-030-375					0.76	0.030	0.91	0.036	920	206.9
187-020-562			14.27	0.562	0.51	0.020	0.94	0.037	307	69
187-028-562					0.71	0.028	1.07	0.042	694	156
205-010-304			10.01	0.394	0.25	0.010	0.56	0.022	118	26.5
					0.41	0.016	0.71	0.028	235	52.9
					0.51	0.020	0.76	0.030	383	86.1
					0.51	0.020	0.76	0.030	383	86.1

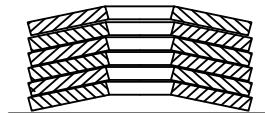
ADDITIONAL INFORMATION

- 1 Our Belleville Spring Washers are manufactured from 300 series stainless steel with passivation finish in accordance with ASTM A967.
- 2 A Belleville Spring Washer is a washer in the form of a cone, having constant material thickness, and used as a compression spring.
- 3 Unlike compression springs Belleville Spring Washers provide exceptionally high loads in restricted spaces.
- 4 Load flexibility can be varied by stacking the washers in various configurations (see below).
- 5 To minimise friction and optimise load ensure stacks of springs are guided over a shaft or in a cylinder.



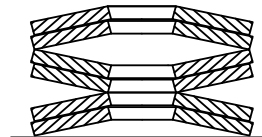
FIVE IN SERIES

Series
Force is equal to that of a single spring washer.
Deflection amounts to that of a single spring washer multiplied by the number used.



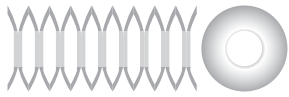
SIX IN PARALLEL

Parallel
Force amounts to that of a single spring washer multiplied by the number of stacked.
Deflection is equal to that of a single spring washer.



COMBINATION OF PARALLEL AND SERIES

Combination
Force is equal to that of a single spring multiplied by the number in each parallel series.
Deflection is equal to a single spring washer multiplied by the number of series.

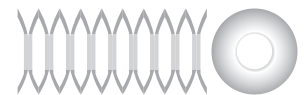


BELLEVILLE SPRING WASHERS

● Manufactured from 300 series stainless steel and passivated to ASTM A967

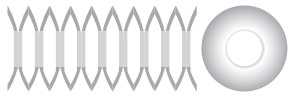
LEE STOCK NUMBER	INSIDE DIAMETER MINIMUM		OUTSIDE DIAMETER MAXIMUM		THICKNESS		OVERALL HEIGHT UNLOADED		CALCULATED LOAD AT FLAT		PRICE GROUP				
	MM	IN	MM	IN	MM	IN	MM	IN	N	LB					
093-005-188	2.36	0.093	4.78	0.188	0.13	0.005	0.36	0.014	25	5.7	W2				
093-006-188					0.15	0.006	0.38	0.015	44	9.8	W2				
093-007-188					0.18	0.007	0.36	0.014	54	12.1	W2				
093-009-188					0.23	0.009	0.36	0.014	82	18.4	W2				
093-010-188					0.25	0.010	0.38	0.015	113	25.3	W2				
125-012-236	3.18	0.125	5.99	0.236	0.30	0.012	0.46	0.018	154	34.7	W1				
125-008-250			6.35	0.250	0.20	0.008	0.41	0.016	52	11.8	W1				
125-013-250					0.33	0.013	0.51	0.020	197	44.3	W2				
125-012-394			10.01	0.394	0.30	0.012	0.66	0.026	111	24.9	W1				
125-016-394					0.41	0.016	0.71	0.028	225	50.6	W2				
125-020-394					0.51	0.020	0.76	0.030	366	82.3	W2				
138-010-281	3.51	0.138	7.14	0.281	0.25	0.010	0.51	0.020	100	22.6	W1				
138-012-281					0.30	0.012	0.48	0.019	121	27.3	W1				
138-013-281					0.33	0.013	0.53	0.021	176	39.7	W1				
138-015-281					0.38	0.015	0.58	0.023	271	60.9	W1				
138-022-437					11.10	0.437	0.56	0.022	0.81	0.032	396	89.1	W3		
148-009-281	3.76	0.148	7.14	0.281	0.23	0.009	0.43	0.017	61	13.7	W2				
148-011-281					0.28	0.011	0.43	0.017	84	18.8	W2				
148-013-281					0.33	0.013	0.48	0.019	138	31	W2				
148-015-281					0.38	0.015	0.61	0.024	318	71.4	W1				
156-009-312	3.96	0.156	7.92	0.312	0.23	0.009	0.51	0.020	66	14.8	W1				
156-010-312					0.25	0.010	0.51	0.020	82	18.5	W1				
156-011-312					0.28	0.011	0.56	0.022	121	27.1	W1				
156-013-312					0.33	0.013	0.53	0.021	144	32.5	W2				
156-015-312					0.38	0.015	0.58	0.023	222	49.9	W1				
156-017-312					0.43	0.017	0.64	0.025	316	71	W1				
165-013-343	4.19	0.165	8.71	0.343	0.33	0.013	0.61	0.024	161	36.2	W2				
165-016-343					0.41	0.016	0.66	0.026	273	61.4	W2				
165-018-343					0.46	0.018	0.71	0.028	389	87.4	W3				
165-016-394					10.01	0.394	0.41	0.016	0.71	0.028	235	52.9	W3		
165-020-394					0.51	0.020	0.76	0.030	383	86.1	W2				
165-016-472			11.99	0.472	0.41	0.016	0.79	0.031	198	44.5	W2				
165-020-472					0.51	0.020	0.84	0.033	335	75.2	W3				
165-024-472					0.61	0.024	0.99	0.039	667	150	W3				
187-012-375	4.75	0.187	9.53	0.375	0.30	0.012	0.61	0.024	118	26.5	W1				
187-015-375					0.38	0.015	0.64	0.025	192	43.1	W1				
187-017-375					0.43	0.017	0.66	0.026	251	56.5	W1				
187-020-375					0.51	0.020	0.74	0.029	409	92	W1				
187-022-375					0.56	0.022	0.76	0.030	484	108.8	W2				
187-025-375					0.64	0.025	0.79	0.031	533	119.7	W3				
187-028-375					0.71	0.028	0.84	0.033	624	140.2	W2				
187-030-375					0.76	0.030	0.91	0.036	920	206.9	W3				
187-020-562					14.27	0.562	0.51	0.020	0.94	0.037	307	69	W1		
187-028-562							0.71	0.028	1.07	0.042	694	156	W3		
205-010-394	5.21	0.205	10.01	0.394	0.25	0.010	0.56	0.022	63	14.2	W2				
205-016-394					0.41	0.016	0.71	0.028	259	58.3	W2				
205-020-394					0.51	0.020	0.76	0.030	422	94.9	W3				
205-020-472					11.99	0.472	0.51	0.020	0.89	0.035	405	91.1	W3		
205-024-472							0.61	0.024	0.94	0.037	607	136.4	W3		
205-024-591					15.01	0.591	0.61	0.024	1.04	0.041	482	108.3	W3		
218-016-437					5.54	0.218	11.10	0.437	0.41	0.016	0.79	0.031	257	57.8	W2
218-020-437									0.51	0.020	0.81	0.032	402	90.3	W2
218-023-437	0.58	0.023	0.86	0.034					560	125.9	W3				
218-035-687	17.45	0.687	0.89	0.035					1.27	0.050	969	217.7	W3		
250-024-472	6.35	0.250	11.99	0.472	0.61	0.024	0.94	0.037	669	150.4	W3				
250-015-500					12.70	0.500	0.38	0.015	0.71	0.028	140	31.6	W2		
250-017-500							0.43	0.017	0.74	0.029	189	42.4	W1		
250-018-500							0.46	0.018	0.76	0.030	224	50.4	W1		
250-020-500							0.51	0.020	0.81	0.032	307	69.1	W1		
250-023-500							0.58	0.023	0.91	0.036	506	113.8	W1		
250-024-500							0.61	0.024	0.97	0.038	619	139.3	W2		
250-025-500							0.64	0.025	0.99	0.039	700	157.4	W2		

BELLEVILLE SPRING WASHERS



● Manufactured from 300 series stainless steel and passivated to ASTM A967

LEE STOCK NUMBER	INSIDE DIAMETER MINIMUM		OUTSIDE DIAMETER MAXIMUM		THICKNESS		OVERALL HEIGHT UNLOADED		CALCULATED LOAD AT FLAT		PRICE GROUP		
	MM	IN	MM	IN	MM	IN	MM	IN	N	LB			
250-038-500	6.35	0.250	12.70	0.500	0.97	0.038	1.19	0.047	1581	355.3	W3		
250-042-562			14.27	0.562	1.07	0.042	1.40	0.055	2313	520	W3		
250-020-591			15.01	0.591	0.51	0.020	0.99	0.039	325	73	W3		
250-024-591			0.61	0.024	1.04	0.041	502	112.8	W3				
250-028-591			0.71	0.028	1.09	0.043	703	158.1	W3				
250-032-637			16.18	0.637	0.81	0.032	1.22	0.048	945	212.4	W3		
250-052-687			17.45	0.687	1.32	0.052	1.75	0.069	3652	820.9	W7		
250-025-750			19.05	0.750	0.64	0.025	1.24	0.049	476	106.9	W2		
250-036-750			0.91	0.036	1.37	0.054	1065	239.4	W3				
250-052-750			1.32	0.052	1.65	0.065	2318	521.1	W9				
250-061-812			20.62	0.812	1.55	0.061	2.13	0.084	5619	1263.3	W11		
250-050-875			22.23	0.875	1.27	0.050	1.68	0.066	1851	416.1	W9		
250-075-875			1.91	0.075	2.18	0.086	4295	965.6	W11				
250-070-937			23.80	0.937	1.78	0.070	2.54	0.100	8313	1868.8	W11		
283-014-551			7.19	0.283	14.00	0.551	0.36	0.014	0.79	0.031	125	28.1	W2
283-020-551	0.51	0.020			0.89	0.035	321	72.2	W3				
283-031-551	0.79	0.031			1.09	0.043	957	215.2	W3				
283-050-875	22.23	0.875			1.27	0.050	1.68	0.066	1859	417.9	W9		
283-075-875	1.91	0.075			2.18	0.086	4313	969.7	W11				
312-023-625	7.92	0.312	15.88	0.625	0.58	0.023	0.94	0.037	349	78.4	W4		
312-024-625			0.61	0.024	1.02	0.040	453	101.8	W3				
312-025-625			0.64	0.025	1.07	0.042	544	122.2	W4				
312-028-625			0.71	0.028	1.07	0.042	629	141.4	W4				
312-030-625			0.76	0.030	1.12	0.044	774	173.9	W3				
312-031-625			0.79	0.031	1.22	0.048	1036	233	W3				
312-047-625			1.19	0.047	1.50	0.059	2550	573.2	W6				
312-052-687			17.45	0.687	1.32	0.052	1.73	0.068	3644	819.3	W9		
312-040-875			22.23	0.875	1.02	0.040	1.45	0.057	1022	229.6	W5		
312-030-937			23.80	0.937	0.76	0.030	1.52	0.060	658	147.9	W6		
312-045-937			1.14	0.045	1.70	0.067	1629	366.2	W7				
312-070-937			1.78	0.070	2.39	0.094	6688	1503.5	W13				
312-080-1000			25.40	1.000	2.03	0.080	2.82	0.111	11271	2533.9	W14		
323-020-709			8.20	0.323	18.01	0.709	0.51	0.020	1.09	0.043	280	63	W3
323-028-709					0.71	0.028	1.24	0.049	702	157.8	W3		
323-031-709	0.79	0.031			1.30	0.051	907	204	W4				
323-039-709	0.99	0.039			1.40	0.055	1445	324.9	W6				
323-028-787	19.99	0.787			0.71	0.028	1.35	0.053	655	147.3	W3		
323-035-787	0.89	0.035			1.45	0.057	1126	253.1	W4				
323-028-906	23.01	0.906			0.71	0.028	1.50	0.059	596	134	W4		
323-035-906	0.89	0.035			1.60	0.063	1051	236.3	W4				
344-090-1000	8.74	0.344			25.40	1.000	2.29	0.090	2.59	0.102	6260	1407.4	W19
344-062-1125					28.58	1.125	1.57	0.062	2.11	0.083	2806	630.8	W12
375-025-750	9.53	0.375	19.05	0.750	0.64	0.025	1.02	0.040	333	75	W4		
375-028-750			0.71	0.028	1.07	0.042	437	98.3	W3				
375-030-750			0.76	0.030	1.12	0.044	538	120.9	W3				
375-032-750			0.81	0.032	1.17	0.046	653	146.7	W4				
375-035-750			0.89	0.035	1.40	0.055	1220	274.2	W3				
375-038-750			0.97	0.038	1.22	0.048	781	175.5	W4				
375-040-750			1.02	0.040	1.50	0.059	1730	388.9	W4				
375-042-750			1.07	0.042	1.32	0.052	1054	236.9	W5				
375-044-750			1.12	0.044	1.37	0.054	1212	272.4	W5				
375-057-750			1.45	0.057	1.78	0.070	3425	769.9	W8				
375-062-750			1.57	0.062	1.98	0.078	5424	1219.4	W8				
375-076-750			1.93	0.076	2.74	0.108	19982	4492.1	W13				
375-047-950			24.13	0.950	1.19	0.047	1.73	0.068	1769	397.7	W8		
375-042-970			24.64	0.970	1.07	0.042	1.45	0.057	861	193.6	W6		
375-080-1000			25.40	1.000	2.03	0.080	2.77	0.109	10759	2418.8	W14		
375-053-1125			28.58	1.125	1.35	0.053	2.03	0.080	2265	509.3	W11		
375-078-1125			1.98	0.078	2.46	0.097	5082	1142.5	W14				
375-089-1188			30.18	1.188	2.26	0.089	3.07	0.121	11358	2553.3	W18		
406-062-875			10.31	0.406	22.23	0.875	1.57	0.062	1.88	0.074	2881	647.7	W11
406-089-875					2.26	0.089	2.54	0.100	7812	1756.3	W18		

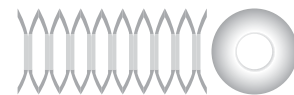


BELLEVILLE SPRING WASHERS

● Manufactured from 300 series stainless steel and passivated to ASTM A967

LEE STOCK NUMBER	INSIDE DIAMETER MINIMUM		OUTSIDE DIAMETER MAXIMUM		THICKNESS		OVERALL HEIGHT UNLOADED		CALCULATED LOAD AT FLAT		PRICE GROUP		
	MM	IN	MM	IN	MM	IN	MM	IN	N	LB			
406-109-875	10.31	0.406	22.23	0.875	2.77	0.109	3.15	0.124	19570	4399.6	W22		
406-062-1000			25.40	1.000	1.57	0.062	2.34	0.092	5272	1185.1	W12		
406-105-1000			26.7	1.05	2.67	0.105	3.00	0.118	11095	2494.3	W22		
406-098-1188			30.18	1.188	2.49	0.098	3.02	0.119	10015	2251.4	W21		
406-105-1188			26.7	1.05	2.67	0.105	3.18	0.125	11731	2637.3	W22		
406-074-1250			31.75	1.250	1.88	0.074	2.49	0.098	4431	996.1	W14		
437-025-875	11.10	0.437	22.23	0.875	0.64	0.025	1.32	0.052	441	99.1	W5		
437-028-875			0.71	0.028	1.42	0.056	642	144.3	W4				
437-031-875			0.79	0.031	1.50	0.059	871	195.9	W4				
437-035-875			0.89	0.035	1.47	0.058	1030	231.5	W6				
437-038-875			0.97	0.038	1.50	0.059	1203	270.6	W5				
437-040-875			1.02	0.040	1.52	0.060	1337	300.5	W6				
437-042-875			1.07	0.042	1.57	0.062	1548	347.9	W5				
437-059-875			1.50	0.059	2.11	0.083	5148	1157.3	W10				
437-035-1000			25.40	1.000	0.89	0.035	1.70	0.067	1034	232.5	W4		
437-040-1000					1.02	0.040	1.80	0.071	1495	336.2	W5		
437-050-1000					1.27	0.050	2.16	0.085	3297	741.3	W9		
437-080-1000					2.03	0.080	2.69	0.106	10033	2255.6	W14		
480-049-906			12.19	0.480	23.01	0.906	1.24	0.049	1.85	0.073	2852	641.2	W8
480-028-984					24.99	0.984	0.71	0.028	1.60	0.063	627	140.9	W4
480-049-984	1.24	0.049			1.96	0.077	2687	604	W9				
480-059-1240	31.50	1.240			1.50	0.059	2.36	0.093	3311	744.4	W12		
500-042-830	12.70	0.500	21.08	0.830	1.07	0.042	1.70	0.067	2488	559.3	W5		
500-089-928			23.57	0.928	2.26	0.089	2.72	0.107	12363	2779.3	W18		
500-030-1000			25.40	1.000	0.76	0.030	1.24	0.049	410	92.3	W4		
500-033-1000					0.84	0.033	1.32	0.052	546	122.8	W3		
500-035-1000					0.89	0.035	1.45	0.057	755	169.7	W4		
500-038-1000			0.97	0.038	1.47	0.058	878	197.4	W9				
500-042-1000			1.07	0.042	1.52	0.060	1067	239.9	W9				
500-045-1000			1.14	0.045	1.55	0.061	1167	262.3	W8				
500-050-1000			1.27	0.050	1.91	0.075	2500	562.1	W9				
500-073-1000			1.85	0.073	2.31	0.091	5603	1259.6	W13				
500-080-1000			2.03	0.080	2.62	0.103	9422	2118.3	W14				
500-100-1063			27.00	1.063	2.54	0.100	2.95	0.116	10988	2470.1	W19		
500-039-1100			27.94	1.100	0.99	0.039	1.88	0.074	1312	295	W6		
500-049-1100					1.24	0.049	2.11	0.083	2528	568.4	W9		
500-059-1100					1.50	0.059	2.21	0.087	3635	817.1	W12		
500-062-1125					28.58	1.125	1.57	0.062	2.11	0.083	2999	674.1	W12
500-125-1125			3.18	0.125	3.68	0.145	23403	5261.1	W25				
500-060-1262			32.05	1.262	1.52	0.060	2.31	0.091	3081	692.7	W12		
500-098-1312			33.32	1.312	2.49	0.098	3.33	0.131	13115	2948.3	W22		
500-104-1312					2.64	0.104	3.66	0.144	18999	4271.1	W22		
500-112-1312					2.84	0.112	3.58	0.141	17203	3867.5	W22		
500-030-1375			34.93	1.375	0.76	0.030	1.68	0.066	371	83.3	W6		
500-032-1375					0.81	0.032	1.78	0.070	475	106.7	W6		
500-038-1375					0.97	0.038	2.08	0.082	921	207	W14		
500-045-1375					1.14	0.045	2.41	0.095	1737	390.6	W14		
500-087-1375					2.21	0.087	3.12	0.123	9039	2032.1	W16		
500-047-1500					38.10	1.500	1.19	0.047	2.36	0.093	1514	340.4	W13
500-070-1500	1.78	0.070	2.64	0.104			3697	831.2	W13				
500-080-1500	2.03	0.080	2.49	0.098			2922	656.9	W18				
500-102-1500	2.59	0.102	3.25	0.128			8748	1966.6	W21				
500-140-1625	41.28	1.625	3.56	0.140	4.27	0.168	20650	4642.2	W32				
531-062-1000	13.49	0.531	25.40	1.000	1.57	0.062	2.16	0.085	4552	1023.4	W12		
531-090-1063			27.00	1.063	2.29	0.090	2.69	0.106	8255	1855.8	W19		
531-062-1125			28.58	1.125	1.57	0.062	2.11	0.083	3073	690.9	W12		
531-074-1218			30.94	1.218	1.88	0.074	2.64	0.104	6171	1387.3	W14		
531-062-1250			31.75	1.250	1.57	0.062	2.34	0.092	3417	768.2	W12		
531-078-1250					1.98	0.078	2.62	0.103	5670	1274.7	W14		
531-090-1250			2.29	0.090	2.90	0.114	8362	1879.8	W19				
531-125-1250			3.18	0.125	3.63	0.143	16802	3777.3	W25				
531-100-1375			34.93	1.375	2.54	0.100	3.05	0.120	7709	1733.1	W21		

BELLEVILLE SPRING WASHERS



● Manufactured from 300 series stainless steel and passivated to ASTM A967

LEE STOCK NUMBER	INSIDE DIAMETER MINIMUM		OUTSIDE DIAMETER MAXIMUM		THICKNESS		OVERALL HEIGHT UNLOADED		CALCULATED LOAD AT FLAT		PRICE GROUP				
	MM	IN	MM	IN	MM	IN	MM	IN	N	LB					
531-095-1500	13.49	0.531	38.10	1.500	2.41	0.095	3.18	0.125	8210	1845.6	W20				
562-038-1125	14.27	0.562	28.58	1.125	0.97	0.038	1.85	0.073	1214	272.8	W5				
562-057-1125						1.45	0.057	2.13	0.084	3160	710.3	W11			
562-105-1625					41.28	1.625	2.67	0.105	3.43	0.135	9417	2117.1	W23		
593-089-1188	15.06	0.593	30.18	1.188	2.26	0.089	2.92	0.115	10382	2333.9	W18				
625-050-1125	15.88	0.625	28.58	1.125	1.27	0.050	1.73	0.068	1527	343.2	W10				
625-040-1250					31.75	1.250	1.02	0.040	2.08	0.082	1377	309.5	W6		
625-062-1250							1.57	0.062	2.34	0.092	3661	823.1	W12		
625-089-1250							2.26	0.089	2.82	0.111	7942	1785.5	W19		
625-050-1375					34.93	1.375	1.27	0.050	2.41	0.095	2275	511.5	W11		
625-062-1375							1.57	0.062	2.79	0.110	4628	1040.3	W12		
625-078-1375							1.98	0.078	2.54	0.100	4223	949.4	W14		
625-112-1500					38.10	1.500	2.84	0.112	3.76	0.148	16690	3752.1	W25		
625-062-1625					41.28	1.625	1.57	0.062	2.13	0.084	1446	325	W13		
625-140-1625							3.56	0.140	4.27	0.168	21186	4762.9	W32		
625-057-1875					47.63	1.875	1.45	0.057	2.92	0.115	2180	490	W13		
625-086-1875							2.18	0.086	3.28	0.129	5550	1247.6	W20		
625-127-1875							3.23	0.127	4.01	0.158	12885	2896.6	W29		
656-098-1312			16.66	0.656	33.32	1.312	2.49	0.098	3.20	0.126	12250	2753.9	W22		
656-085-1625							41.28	1.625	2.16	0.085	2.67	0.105	3424	769.8	W19
656-140-1750							44.45	1.750	3.56	0.140	4.65	0.183	27917	6275.9	W32
656-150-2000							50.80	2.000	3.81	0.150	5.23	0.206	33661	7567.2	W33
692-156-1250	17.58	0.692			31.75	1.250	3.96	0.156	4.39	0.173	35371	7951.8	W33		
692-044-1375					34.93	1.375	1.12	0.044	2.24	0.088	1592	357.9	W11		
692-067-1375							1.70	0.067	2.57	0.101	4344	976.5	W13		
692-140-1375							3.56	0.140	4.83	0.190	58279	13101.7	W32		
692-125-2000							50.80	2.000	3.18	0.125	4.09	0.161	12588	2829.8	W28
692-187-2375							60.33	2.375	4.75	0.187	5.77	0.227	32864	7388.1	W39
750-040-1500			19.05	0.750	38.10	1.500	1.02	0.040	1.73	0.068	637	143.3	W13		
750-045-1500						1.14	0.045	2.36	0.093	1555	349.7	W13			
750-060-1500							1.52	0.060	2.72	0.107	3610	811.6	W14		
750-072-1500							1.83	0.072	2.77	0.109	4911	1104.1	W18		
750-107-1500							2.72	0.107	3.40	0.134	11762	2644.3	W23		
750-125-1500							3.18	0.125	4.06	0.160	24310	5465.1	W27		
750-150-2000							50.80	2.000	3.81	0.150	5.16	0.203	32404	7284.8	W35
750-068-2250							57.15	2.250	1.73	0.068	3.48	0.137	3057	687.3	W18
750-150-2250							3.81	0.150	4.78	0.188	18072	4062.7	W35		
875-057-1750	22.23	0.875			44.45	1.750	1.45	0.057	2.90	0.114	2758	620	W13		
875-085-1750						2.16	0.085	3.25	0.128	6900	1551.1	W21			
875-131-1750							3.33	0.131	4.24	0.167	21145	4753.6	W30		
875-150-2000							50.80	2.000	3.81	0.150	5.03	0.198	30537	6865	W35
1000-049-1969			25.40	1.000	50.01	1.969	1.24	0.049	2.84	0.112	1544	347	W14		
1000-059-1969						1.50	0.059	3.10	0.122	2694	605.7	W14			
1000-065-2000							50.80	2.000	1.65	0.065	3.30	0.130	3571	802.7	W14
1000-078-2000							1.98	0.078	3.51	0.138	5696	1280.4	W18		
1000-097-2000							2.46	0.097	3.68	0.145	8763	1970.1	W25		
1000-078-2375							60.33	2.375	1.98	0.078	3.99	0.157	4950	1112.8	W20
1016-118-2000	25.81	1.016			50.80	2.000	3.00	0.118	4.19	0.165	15588	3504.4	W30		
1016-090-3000						76.20	3.000	2.29	0.090	4.57	0.180	5208	1170.9	W30	
1063-219-3500	27.00	1.063	88.90	3.500	5.56	0.219	7.14	0.281	37709	8477.4	W40				
1125-059-2250	28.58	1.125	57.15	2.250	1.50	0.059	3.45	0.136	2499	561.9	W19				
1125-073-2250						1.85	0.073	3.76	0.148	4611	1036.7	W20			
1130-206-2750	28.70	1.130	69.85	2.750	5.23	0.206	6.91	0.272	56427	12685.3	W39				
1250-219-2250	31.75	1.250	57.15	2.250	5.56	0.219	6.40	0.252	58796	13217.9	W39				
1250-080-2500						63.50	2.500	2.03	0.080	4.06	0.160	5244	1178.9	W35	
1255-187-2500	31.88	1.255	63.50	2.500	4.75	0.187	6.12	0.241	45309	10185.8	W39				
1255-168-3750						95.25	3.750	4.27	0.168	6.38	0.251	19972	4489.8	W39	
1406-132-2750	35.71	1.406	69.85	2.750	3.35	0.132	4.98	0.196	15777	3546.7	W37				
1755-133-3000	44.58	1.755	76.20	3.000	3.38	0.133	5.66	0.223	21136	4751.6	W38				
2063-125-3375	52.40	2.063	85.73	3.375	3.18	0.125	5.16	0.203	12572	2826.3	W38				

EXTENSION SPRINGS

Guide to using tables

Maximum Load

each spring will accept, excess load will cause damage (See note 5).

Initial Tension

the force that keeps the coils of an extension spring closed and which must be overcome before the coils start to open. (See note 5).

Loop Position

loop-to-loop relative position, **INLINE** refers to ends on the same plane. **RANDOM** refers to ends without targeted placement.

Lee Stock Number

Please add suffix **M** for Music Wire, **S** for Stainless Steel or **S316** for Type 316 Stainless when ordering.

Free Length

length of the spring in the unloaded position, measured from inside the end loops.

Outside Diameter

arranged through the pages in ascending order of size.

Price Group

reference to the price list.

Wire Diameter

in ascending order of size, within each group of outside diameters.

Maximum Extended Length

the total overall length at maximum load (See note 5).

Spring Rate

change in load or force per unit of deflection (See note 5).


LEE STOCK NUMBER	OUTSIDE DIAMETER		NOMINAL WIRE DIAMETER		MAXIMUM LOAD		INITIAL TENSION		LOOP POSITION	NOMINAL FREE LENGTH		SPRING RATE		MAXIMUM EXTENDED LENGTH	PRICE GROUP		
	IN	MM	IN	MM	N	LB	N	LB		MM	IN	N/MM	LB/IN		Music Wire	316 Stainless	316 Stainless
EI 007A 01 EI 007A 02 EI 007A 03 EI 007A 04 EI 007A 05	1.50	0.063	0.078	0.007	1.42	0.32	0.13	0.03	RANDOM	6.35 7.95 9.53	0.250 0.313 0.375	0.175 0.121 0.093	0.009 0.020 0.025	13.72 18.62 23.50	K	M	T
EI 008A 01 EI 008A 02 EI 008A 03 EI 008A 04 EI 008A 05 EI 008A 06 EI 008A 07 EI 008A 08			0.20	0.008	2.00	0.45	0.18	0.04	RANDOM	6.35 7.95 9.53	0.250 0.313 0.375	0.350 0.245 0.193	2.000 1.400 1.100	1.68 2.22 2.87	K	M	T
EI 009A 01 EI 009A 02 EI 009A 03 EI 009A 04 EI 009A 05 EI 009A 06 EI 009A 07 EI 009A 08			0.23	0.009	2.76	0.62	0.27	0.06	RANDOM	6.35 7.95 9.53	0.250 0.313 0.375	0.648 0.473 0.368	3.700 2.700 2.100	10.16 13.28 16.38	K	M	T
EI 010A 01 EI 010A 02 EI 010A 03 EI 010A 04 EI 010A 05 EI 010A 06 EI 010A 07 EI 010A 08			0.28	0.011	5.07	1.14	0.44	0.10	RANDOM	6.35 7.95 9.53	0.250 0.313 0.375	1.944 1.384 1.033	11.100 7.900 5.900	8.74 11.30 14.00	K	M	T
EI 011A 01 EI 011A 02 EI 011A 03 EI 011A 04 EI 011A 05 EI 011A 06 EI 011A 07 EI 011A 08			0.28	0.011	5.07	1.14	0.44	0.10	RANDOM	6.35 7.95 9.53	0.250 0.313 0.375	1.944 1.384 1.033	11.100 7.900 5.900	8.74 11.30 14.00	K	M	T
EI 007AA 01 EI 007AA 02 EI 007AA 03 EI 007AA 04 EI 007AA 05	1.98	0.078	0.18	0.007	1.14	0.26	0.11	0.03	RANDOM	6.35 7.95 9.53	0.250 0.313 0.375	0.107 0.069 0.051	0.011 0.034 0.022	16.00 22.91 29.69	J	L	T
EI 008AA 01 EI 008AA 02 EI 008AA 03 EI 008AA 04 EI 008AA 05 EI 008AA 06 EI 008AA 07 EI 008AA 08			0.20	0.008	1.72	0.39	0.16	0.04	RANDOM	6.35 7.95 9.53	0.250 0.313 0.375	0.212 0.138 0.103	1.210 0.789 0.587	13.72 19.28 24.71	J	L	T
EI 009AA 01 EI 009AA 02 EI 009AA 03 EI 009AA 04 EI 009AA 05 EI 009AA 06 EI 009AA 07 EI 009AA 08			0.23	0.009	2.47	0.56	0.22	0.05	RANDOM	6.35 7.95 9.53	0.250 0.313 0.375	0.389 0.256 0.191	2.221 1.459 1.091	12.12 16.74 21.29	J	L	T
EI 010AA 01 EI 010AA 02 EI 010AA 03 EI 010AA 04 EI 010AA 05 EI 010AA 06 EI 010AA 07 EI 010AA 08			0.28	0.011	4.58	1.03	0.40	0.09	RANDOM	6.35 7.95 9.53	0.250 0.313 0.375	1.104 0.737 0.556	6.302 4.209 3.173	10.13 13.61 17.04	J	L	T

* Finish may be based on Pre-coated Tin wire, or Pre-coated Zinc wire, at Lee Spring's discretion. Spring rates and maximum loads relate only to music wire. When using stainless steel, multiply by 0.833.
 † Indicates DIN Extension Springs meeting the design parameters outlined in Standard DIN 2097. When using stainless steel, multiply by 0.833.

166 Lee Spring leespring.fr • leespring.es • leespring.de • Call 0049 2351 985949-0

ADDITIONAL INFORMATION

- To find the load at any working length, when free length, spring rate and initial tension are given, use the formula $F = (S \times L) + F_0$ (where F is the load; S is the spring rate; L is the deflection from free length; F_0 is the initial tension).
- The free length of an extension spring is measured from inside the end loops. To obtain the overall length add two wire diameters to the given length.
- As with compression springs, in order to achieve long life and service, good design suggests that extension springs are not extended beyond 80% of their deflective capability.
- Material specifications, finishes and tolerances are detailed on page 251.
- Please note that the spring rates, maximum loads and initial tension listed in the following extension spring tables relate only to music wire. **When choosing stainless steel multiply the factors by 0.833. When choosing S316 for type 316 stainless steel the maximum load and maximum extended length should be further reduced approximately 75%-90% depending on the size.** To discuss S316 material applications please call Lee Spring's Engineering Department.



EXTENSION SPRINGS

● Loops at Random Position, except for † springs

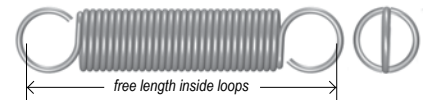
● Music Wire (Plated*), or Stainless Steel (Passivated)

LEE STOCK NUMBER	OUTSIDE DIAMETER		NOMINAL WIRE DIAMETER		MAXIMUM LOAD		INITIAL TENSION		LOOP POSITION	NOMINAL FREE LENGTH		SPRING RATE		MAXIMUM EXTENDED LENGTH		PRICE GROUP		
	MM	IN	MM	IN	N	LB	N	LB		MM	IN	N/MM	LB/IN	MM	IN	Music Wire	302 Stainless	316 Stainless
																M	S	S316
EI 007A 01	1.60	0.063	0.18	0.007	1.42	0.32	0.13	0.03	RANDOM	6.35	0.250	0.175	1.000	13.72	0.540	K	M	T
EI 007A 02										7.95	0.313	0.121	0.690	18.62	0.733	K	M	T
EI 007A 03										9.53	0.375	0.093	0.530	23.50	0.925	K	M	T
EI 007A 04										11.13	0.438	0.075	0.430	28.14	1.108	K	M	T
EI 007A 05			12.70	0.500	0.063	0.360	33.27	1.310	K	M	T							
EI 008A 01			0.20	0.008	2.00	0.45	0.18	0.04	RANDOM	6.35	0.250	0.350	2.000	11.68	0.460	K	M	T
EI 008A 02										7.95	0.313	0.245	1.400	15.32	0.603	K	M	T
EI 008A 03										9.53	0.375	0.193	1.100	18.92	0.745	K	M	T
EI 008A 04										11.13	0.438	0.154	0.880	23.06	0.908	K	M	T
EI 008A 05										12.70	0.500	0.130	0.740	26.67	1.050	K	M	T
EI 008A 06										15.88	0.625	0.100	0.570	34.16	1.345	K	M	T
EI 008A 07										19.05	0.750	0.081	0.460	41.66	1.640	K	M	T
EI 008A 08										22.23	0.875	0.067	0.380	49.66	1.955	K	M	T
EI 009A 01			0.23	0.009	2.76	0.62	0.27	0.06	RANDOM	6.35	0.250	0.648	3.700	10.16	0.400	K	M	T
EI 009A 02										7.95	0.313	0.473	2.700	13.28	0.523	K	M	T
EI 009A 03										9.53	0.375	0.368	2.100	16.38	0.645	K	M	T
EI 009A 04	11.13	0.438								0.298	1.700	19.51	0.768	K	M	T		
EI 009A 05	12.70	0.500								0.245	1.400	22.86	0.900	K	M	T		
EI 009A 06	15.88	0.625								0.193	1.100	28.83	1.135	K	M	T		
EI 009A 07	19.05	0.750								0.151	0.860	35.56	1.400	K	M	T		
EI 009A 08	22.23	0.875								0.126	0.720	42.04	1.655	K	M	T		
EI 011A 01	0.28	0.011	5.07	1.14	0.44	0.10	RANDOM	6.35	0.250	1.944	11.100	8.74	0.344	K	M	T		
EI 011A 02								7.95	0.313	1.384	7.900	11.30	0.445	K	M	T		
EI 011A 03								9.53	0.375	1.033	5.900	14.00	0.551	K	M	T		
EI 011A 04								11.13	0.438	0.841	4.800	16.64	0.655	K	M	T		
EI 011A 05								12.70	0.500	0.718	4.100	19.15	0.754	K	M	T		
EI 011A 06								15.88	0.625	0.560	3.200	24.13	0.950	K	M	T		
EI 011A 07								19.05	0.750	0.438	2.500	29.62	1.166	K	M	T		
EI 007AA 01	1.98	0.078	0.18	0.007	1.14	0.26	0.11	0.03	RANDOM	6.35	0.250	0.107	0.611	16.00	0.630	J	L	T
EI 007AA 02										7.95	0.313	0.069	0.394	22.91	0.902	J	L	T
EI 007AA 03										9.53	0.375	0.051	0.292	29.69	1.169	J	L	T
EI 007AA 04										11.13	0.438	0.040	0.231	36.60	1.441	J	L	T
EI 007AA 05			12.70	0.500	0.034	0.192	43.41	1.709	J	L	T							
EI 008AA 01			0.20	0.008	1.72	0.39	0.16	0.04	RANDOM	6.35	0.250	0.212	1.210	13.72	0.540	J	L	T
EI 008AA 02										7.95	0.313	0.138	0.789	19.28	0.759	J	L	T
EI 008AA 03										9.53	0.375	0.103	0.587	24.71	0.973	J	L	T
EI 008AA 04										11.13	0.438	0.082	0.466	30.28	1.192	J	L	T
EI 008AA 05										12.70	0.500	0.068	0.388	35.74	1.407	J	L	T
EI 008AA 06										15.88	0.625	0.051	0.289	46.74	1.840	J	L	T
EI 008AA 07										19.05	0.750	0.040	0.231	57.73	2.273	J	L	T
EI 008AA 08										22.23	0.875	0.034	0.192	68.73	2.706	J	L	T
EI 009AA 01			0.23	0.009	2.47	0.56	0.22	0.05	RANDOM	6.35	0.250	0.389	2.221	12.12	0.477	J	L	T
EI 009AA 02										7.95	0.313	0.256	1.459	16.74	0.659	J	L	T
EI 009AA 03										9.53	0.375	0.191	1.091	21.29	0.838	J	L	T
EI 009AA 04	11.13	0.438								0.152	0.869	25.91	1.020	J	L	T		
EI 009AA 05	12.70	0.500								0.127	0.723	30.43	1.198	J	L	T		
EI 009AA 06	15.88	0.625								0.095	0.541	39.60	1.559	J	L	T		
EI 009AA 07	19.05	0.750								0.076	0.432	48.74	1.919	J	L	T		
EI 009AA 08	22.23	0.875								0.063	0.360	57.91	2.280	J	L	T		
EI 011AA 01	0.28	0.011	4.58	1.03	0.40	0.09	RANDOM	6.35	0.250	1.104	6.302	10.13	0.399	J	L	T		
EI 011AA 02								7.95	0.313	0.737	4.209	13.61	0.536	J	L	T		
EI 011AA 03								9.53	0.375	0.556	3.173	17.04	0.671	J	L	T		
EI 011AA 04								11.13	0.438	0.444	2.538	20.52	0.808	J	L	T		
EI 011AA 05								12.70	0.500	0.371	2.120	23.95	0.943	J	L	T		
EI 011AA 06								15.88	0.625	0.279	1.592	30.89	1.216	J	L	T		
EI 011AA 07								19.05	0.750	0.223	1.274	37.80	1.488	J	L	T		
EI 011AA 08								22.23	0.875	0.186	1.062	44.70	1.760	J	L	T		

* Finish may be based on Pre-coated Tin wire, or Pre-coated Zinc wire, at Lee Spring's discretion.
 † Indicates DIN Extension Springs meeting the design parameters outlined in Standard DIN 2097.

Spring rates and maximum loads relate only to music wire.
 When using stainless steel, multiply by 0.833.

EXTENSION SPRINGS




● Loops at Random Position, except for † springs

● Music Wire (Plated*), or Stainless Steel (Passivated)

LEE STOCK NUMBER	OUTSIDE DIAMETER		NOMINAL WIRE DIAMETER		MAXIMUM LOAD		INITIAL TENSION		LOOP POSITION	NOMINAL FREE LENGTH		SPRING RATE		MAXIMUM EXTENDED LENGTH		PRICE GROUP									
	MM	IN	MM	IN	N	LB	N	LB		MM	IN	N/MM	LB/IN	MM	IN	Music Wire	302 Stainless	316 Stainless							
																M	S	S316							
EIM020A 01	2.00	0.079	0.20	0.008	1.70	0.38	0.13	0.03	RANDOM	10.00	0.394	0.099	0.564	25.86	1.018	K	M	SPECIAL							
EIM020A 02										12.50	0.492	0.070	0.401	34.75	1.368	K	M	SPECIAL							
EIM020A 03										15.00	0.591	0.055	0.312	43.64	1.718	K	M	SPECIAL							
EIM020A 04										17.50	0.689	0.045	0.255	52.55	2.069	K	M	SPECIAL							
EIM020A 05										20.00	0.787	0.038	0.215	61.44	2.419	K	M	SPECIAL							
EIM025A 01										0.25	0.010	3.37	0.76	0.27	0.06	RANDOM	10.00	0.394	0.325	1.858	19.53	0.769	K	M	SPECIAL
EIM025A 02																	12.50	0.492	0.232	1.327	25.83	1.017	K	M	SPECIAL
EIM025A 03			15.00	0.591	0.181	1.032	32.16	1.266	K								M	SPECIAL							
EIM025A 04			17.50	0.689	0.148	0.844	38.48	1.515	K								M	SPECIAL							
EIM025A 05			20.00	0.787	0.125	0.714	44.78	1.763	K								M	SPECIAL							
EIM025A 06			22.50	0.886	0.108	0.619	51.10	2.012	K								M	SPECIAL							
EIM025A 07			25.00	0.984	0.096	0.546	57.43	2.261	K								M	SPECIAL							
Ei 010B 01			2.39	0.094	0.25	0.010	2.67	0.60	0.22	0.05	RANDOM	9.53	0.375	0.210	1.200	21.21	0.835	J	L	T					
Ei 010B 02												11.13	0.438	0.165	0.940	26.11	1.028	J	L	T					
Ei 010B 03	12.70	0.500										0.133	0.760	30.99	1.220	J	L	T							
Ei 010B 04	15.88	0.625										0.098	0.560	40.77	1.605	J	L	T							
Ei 010B 05	19.05	0.750										0.077	0.440	50.80	2.000	J	L	T							
Ei 010B 06	22.23	0.875										0.063	0.360	61.09	2.405	J	L	T							
Ei 010B 07	25.40	1.000										0.054	0.310	70.36	2.770	J	L	T							
Ei 011B 01	0.28	0.011			3.56	0.80	0.31	0.07	RANDOM	9.53	0.375	0.350	2.000	18.92	0.745	J	L	T							
Ei 011B 02										11.13	0.438	0.268	1.530	23.32	0.918	J	L	T							
Ei 011B 03										12.70	0.500	0.221	1.260	27.43	1.080	J	L	T							
Ei 011B 04										15.88	0.625	0.163	0.930	35.69	1.405	J	L	T							
Ei 011B 05										19.05	0.750	0.128	0.730	44.45	1.750	J	L	T							
Ei 011B 06										22.23	0.875	0.105	0.600	53.21	2.095	J	L	T							
Ei 011B 07										25.40	1.000	0.091	0.517	60.96	2.400	J	L	T							
Ei 012B 01	0.30	0.012			4.45	1.00	0.44	0.10	RANDOM	9.53	0.375	0.560	3.200	16.64	0.655	J	L	T							
Ei 012B 02										11.13	0.438	0.420	2.400	20.78	0.818	J	L	T							
Ei 012B 03										12.70	0.500	0.350	2.000	24.13	0.950	J	L	T							
Ei 012B 04										15.88	0.625	0.263	1.500	31.12	1.225	J	L	T							
Ei 012B 05										19.05	0.750	0.210	1.200	38.10	1.500	J	L	T							
Ei 012B 06										22.23	0.875	0.168	0.960	46.10	1.815	J	L	T							
Ei 012B 07										25.40	1.000	0.144	0.820	53.34	2.100	J	L	T							
Ei 013B 01	0.33	0.013			5.56	1.25	0.58	0.13	RANDOM	9.53	0.375	0.841	4.800	15.37	0.605	J	L	T							
Ei 013B 02										11.13	0.438	0.648	3.700	18.75	0.738	J	L	T							
Ei 013B 03										12.70	0.500	0.543	3.100	21.84	0.860	J	L	T							
Ei 013B 04										15.88	0.625	0.396	2.260	28.58	1.125	J	L	T							
Ei 013B 05										19.05	0.750	0.315	1.800	34.80	1.370	J	L	T							
Ei 013B 06										22.23	0.875	0.263	1.500	41.28	1.625	J	L	T							
Ei 013B 07										25.40	1.000	0.222	1.270	47.75	1.880	J	L	T							
Ei 014B 01	0.36	0.014	6.67	1.50	0.76	0.17	RANDOM	9.53	0.375	1.243	7.100	14.35	0.565	J	L	T									
Ei 014B 02								11.13	0.438	0.963	5.500	17.22	0.678	J	L	T									
Ei 014B 03								12.70	0.500	0.806	4.600	20.07	0.790	J	L	T									
Ei 014B 04								15.88	0.625	0.595	3.400	25.78	1.015	J	L	T									
Ei 014B 05								19.05	0.750	0.473	2.700	31.50	1.240	J	L	T									
Ei 014B 06								22.23	0.875	0.385	2.200	37.47	1.475	J	L	T									
Ei 014B 07								25.40	1.000	0.333	1.900	43.18	1.700	J	L	T									
Ei 016B 01	0.41	0.016	10.05	2.26	0.85	0.19	RANDOM	9.53	0.375	2.487	14.200	13.23	0.521	J	L	T									
Ei 016B 02								11.13	0.438	1.926	11.000	15.90	0.626	J	L	T									
Ei 016B 03								12.70	0.500	1.611	9.200	18.42	0.725	J	L	T									
Ei 016B 04								15.88	0.625	1.191	6.800	23.60	0.929	J	L	T									
Ei 016B 05								19.05	0.750	0.928	5.300	28.98	1.141	J	L	T									
Ei 016B 06								22.23	0.875	0.771	4.400	34.16	1.345	J	L	T									
Ei 016B 07								25.40	1.000	0.648	3.700	39.60	1.559	J	L	T									

* Finish may be based on Pre-coated Tin wire, or Pre-coated Zinc wire, at Lee Spring's discretion.

† Indicates DIN Extension Springs meeting the design parameters outlined in Standard DIN 2097.



EXTENSION SPRINGS

● Loops at Random Position, except for † springs

● Music Wire (Plated*), or Stainless Steel (Passivated)

LEE STOCK NUMBER	OUTSIDE DIAMETER		NOMINAL WIRE DIAMETER		MAXIMUM LOAD		INITIAL TENSION		LOOP POSITION	NOMINAL FREE LENGTH		SPRING RATE		MAXIMUM EXTENDED LENGTH		PRICE GROUP		
	MM	IN	MM	IN	N	LB	N	LB		MM	IN	N/MM	LB/IN	MM	IN	Music Wire	302 Stainless	316 Stainless
																M	S	S316
EIM025B 01	2.50	0.098	0.25	0.010	2.45	0.55	0.18	0.04	RANDOM	9.50	0.374	0.168	0.960	22.96	0.904	K	M	SPECIAL
EIM025B 02										11.00	0.433	0.131	0.750	28.27	1.113	K	M	SPECIAL
EIM025B 03										12.50	0.492	0.107	0.610	33.83	1.332	K	M	SPECIAL
EIM025B 04										15.50	0.610	0.079	0.450	44.20	1.740	K	M	SPECIAL
EIM025B 05										19.00	0.748	0.060	0.340	57.10	2.248	K	M	SPECIAL
EIM025B 06										22.00	0.866	0.051	0.290	66.70	2.626	K	M	SPECIAL
EIM025B 07										25.00	0.984	0.042	0.240	79.10	3.114	K	M	SPECIAL
EIM030B 01			0.30	0.012	4.61	1.04	0.40	0.09	RANDOM	10.00	0.394	0.490	2.798	18.59	0.732	K	M	SPECIAL
EIM030B 02										12.50	0.492	0.333	1.904	25.12	0.989	K	M	SPECIAL
EIM030B 03										15.00	0.591	0.253	1.443	31.65	1.246	K	M	SPECIAL
EIM030B 04										17.50	0.689	0.203	1.162	38.18	1.503	K	M	SPECIAL
EIM030B 05										20.00	0.787	0.170	0.973	44.70	1.760	K	M	SPECIAL
EIM030B 06										22.50	0.886	0.146	0.836	51.23	2.017	K	M	SPECIAL
EIM030B 07										25.00	0.984	0.128	0.733	57.76	2.274	K	M	SPECIAL
LEM050ZA 01†	0.50	0.020	16.10	3.62	2.45	0.55	INLINE	7.90	0.311	7.980	45.57	9.60	0.378	K	M	SPECIAL		
LEM050ZA 02†								10.90	0.429	4.980	28.44	13.64	0.537	K	M	SPECIAL		
LEM050ZA 03†								15.40	0.606	3.190	18.22	19.69	0.775	K	M	SPECIAL		
EI 010C 01	2.77	0.109	0.25	0.010	2.34	0.53	0.22	0.05	RANDOM	9.53	0.375	0.144	0.821	24.26	0.955	J	L	T
EI 010C 02										11.13	0.438	0.107	0.613	30.84	1.214	J	L	T
EI 010C 03										12.70	0.500	0.086	0.491	37.29	1.468	J	L	T
EI 010C 04										15.88	0.625	0.061	0.350	50.34	1.982	J	L	T
EI 010C 05										19.05	0.750	0.048	0.272	63.40	2.496	J	L	T
EI 010C 06										22.23	0.875	0.039	0.223	76.45	3.010	J	L	T
EI 010C 07										25.40	1.000	0.033	0.188	89.51	3.524	J	L	T
EI 011C 01			0.28	0.011	3.13	0.70	0.29	0.07	RANDOM	9.53	0.375	0.235	1.341	21.62	0.851	J	L	T
EI 011C 02										11.13	0.438	0.176	1.006	27.23	1.072	J	L	T
EI 011C 03										12.70	0.500	0.141	0.807	32.77	1.290	J	L	T
EI 011C 04										15.88	0.625	0.101	0.578	43.92	1.729	J	L	T
EI 011C 05										19.05	0.750	0.079	0.450	55.09	2.169	J	L	T
EI 011C 06										22.23	0.875	0.064	0.368	66.24	2.608	J	L	T
EI 011C 07										25.40	1.000	0.055	0.312	77.39	3.047	J	L	T
EI 012C 01	0.30	0.012	4.07	0.92	0.38	0.09	RANDOM	9.53	0.375	0.368	2.103	19.56	0.770	J	L	T		
EI 012C 02								11.13	0.438	0.277	1.584	24.43	0.962	J	L	T		
EI 012C 03								12.70	0.500	0.223	1.274	29.24	1.151	J	L	T		
EI 012C 04								15.88	0.625	0.160	0.914	38.94	1.533	J	L	T		
EI 012C 05								19.05	0.750	0.125	0.713	48.62	1.914	J	L	T		
EI 012C 06								22.23	0.875	0.102	0.584	58.32	2.296	J	L	T		
EI 012C 07								25.40	1.000	0.087	0.495	68.00	2.677	J	L	T		
EI 013C 01	0.33	0.013	5.19	1.17	0.47	0.11	RANDOM	9.53	0.375	0.558	3.187	17.98	0.708	J	L	T		
EI 013C 02								11.13	0.438	0.422	2.409	22.30	0.878	J	L	T		
EI 013C 03								12.70	0.500	0.340	1.943	26.57	1.046	J	L	T		
EI 013C 04								15.88	0.625	0.245	1.397	35.15	1.384	J	L	T		
EI 013C 05								19.05	0.750	0.191	1.091	43.74	1.722	J	L	T		
EI 013C 06								22.23	0.875	0.157	0.895	52.32	2.060	J	L	T		
EI 013C 07								25.40	1.000	0.133	0.759	60.91	2.398	J	L	T		
EI 014C 01	0.36	0.014	6.51	1.46	0.58	0.13	RANDOM	9.53	0.375	0.821	4.690	16.74	0.659	J	L	T		
EI 014C 02								11.13	0.438	0.623	3.559	20.65	0.813	J	L	T		
EI 014C 03								12.70	0.500	0.504	2.877	24.46	0.963	J	L	T		
EI 014C 04								15.88	0.625	0.363	2.074	32.21	1.268	J	L	T		
EI 014C 05								19.05	0.750	0.284	1.622	39.93	1.572	J	L	T		
EI 014C 06								22.23	0.875	0.233	1.332	47.65	1.876	J	L	T		
EI 014C 07								25.40	1.000	0.198	1.130	55.37	2.180	J	L	T		
LEM055ZB 01†	2.80	0.110	0.55	0.022	19.00	4.27	2.79	0.63	INLINE	8.80	0.346	8.180	46.71	10.77	0.424	J	L	SPECIAL
LEM055ZB 02†										12.10	0.476	5.110	29.18	15.27	0.601	J	L	SPECIAL
LEM055ZB 03†										17.00	0.669	3.270	18.67	21.97	0.865	J	L	SPECIAL

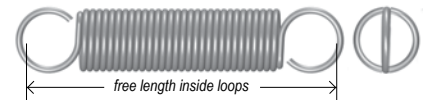
* Finish may be based on Pre-coated Tin wire, or Pre-coated Zinc wire, at Lee Spring's discretion.

† Indicates DIN Extension Springs meeting the design parameters outlined in Standard DIN 2097.

Spring rates and maximum loads relate only to music wire.

When using stainless steel, multiply by 0.833.

EXTENSION SPRINGS



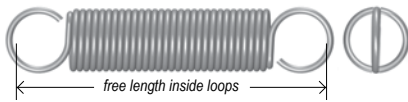
● Loops at Random Position, except for † springs

● Music Wire (Plated*), or Stainless Steel (Passivated)

LEE STOCK NUMBER	OUTSIDE DIAMETER		NOMINAL WIRE DIAMETER		MAXIMUM LOAD		INITIAL TENSION		LOOP POSITION	NOMINAL FREE LENGTH		SPRING RATE		MAXIMUM EXTENDED LENGTH		PRICE GROUP							
	MM	IN	MM	IN	N	LB	N	LB		MM	IN	N/MM	LB/IN	MM	IN	Music Wire	302 Stainless	316 Stainless					
																M	S	\$316					
EIM030C 01	3.00	0.118	0.30	0.012	3.74	0.84	0.33	0.08	RANDOM	10.00	0.394	0.323	1.847	20.52	0.808	K	M	SPECIAL					
EIM030C 02										12.50	0.492	0.205	1.169	29.13	1.147	K	M	SPECIAL					
EIM030C 03										15.00	0.591	0.150	0.855	37.74	1.486	K	M	SPECIAL					
EIM030C 04										17.50	0.689	0.118	0.674	46.33	1.824	K	M	SPECIAL					
EIM030C 05										20.00	0.787	0.097	0.556	54.94	2.163	K	M	SPECIAL					
EIM030C 06										22.50	0.886	0.083	0.474	63.55	2.502	K	M	SPECIAL					
EIM030C 07										25.00	0.984	0.072	0.412	72.16	2.841	K	M	SPECIAL					
LEM035A 01			0.35	0.014	4.90	1.10	0.53	0.12	RANDOM	12.50	0.492	0.387	2.21	23.67	0.932	J	L	SPECIAL					
LEM035A 02										14.00	0.551	0.322	1.84	27.46	1.081	J	L	SPECIAL					
LEM035A 03										15.50	0.610	0.277	1.58	31.24	1.230	J	L	SPECIAL					
LEM035A 04										17.00	0.669	0.242	1.38	35.03	1.379	J	L	SPECIAL					
LEM035A 05										19.00	0.748	0.208	1.19	39.83	1.568	J	L	SPECIAL					
LEM035A 06										21.00	0.827	0.182	1.04	44.88	1.767	J	L	SPECIAL					
LEM035A 07										23.00	0.906	0.161	0.92	50.19	1.976	J	L	SPECIAL					
LEM035A 08	25.00	0.984								0.145	0.83	54.97	2.164	J	L	SPECIAL							
LEM035A 09	30.00	1.181								0.117	0.67	67.08	2.641	K	M	SPECIAL							
LEM035A 10	35.00	1.378								0.096	0.55	80.21	3.158	K	M	SPECIAL							
LEM035A 11	40.00	1.575								0.084	0.48	91.82	3.615	K	M	SPECIAL							
LEM063A 01†	0.63	0.025	26.20	5.89	4.19	0.94	INLINE	9.70	0.382	12.100	69.09	11.56	0.455	J	L	SPECIAL							
LEM063A 02†								13.50	0.531	7.510	42.88	16.46	0.648	J	L	SPECIAL							
LEM063A 03†								19.20	0.756	4.810	27.47	23.83	0.938	J	L	SPECIAL							
LE 014A 01	3.18	0.125	0.36	0.014	4.89	1.10	0.53	0.12	RANDOM	12.70	0.500	0.350	2.00	25.15	0.990	J	L	U					
LE 014A 02										14.30	0.563	0.289	1.65	29.29	1.153	J	L	U					
LE 014A 03										15.88	0.625	0.245	1.40	33.66	1.325	J	L	U					
LE 014A 04										19.05	0.750	0.189	1.08	42.16	1.660	J	L	U					
LE 014A 05										20.65	0.813	0.170	0.97	46.30	1.823	J	L	U					
LE 014A 06										22.23	0.875	0.154	0.88	50.42	1.985	J	L	U					
LE 014A 07										23.83	0.938	0.142	0.81	54.56	2.148	J	L	U					
LE 014A 08										25.40	1.000	0.131	0.75	58.67	2.310	K	M	V					
LE 014A 09										28.58	1.125	0.113	0.64	67.44	2.655	K	M	V					
LE 014A 10										31.75	1.250	0.099	0.57	75.44	2.970	K	M	V					
LE 014A 11										34.93	1.375	0.088	0.50	84.71	3.335	K	M	V					
LE 014A 12										38.10	1.500	0.080	0.46	92.81	3.654	K	M	V					
LE 016A 003	0.41	0.016	7.12	1.60	0.89	0.20	RANDOM	9.53	0.375	1.229	7.02	14.61	0.575	J	L	U							
LE 016A 002								12.70	0.500	0.718	4.10	21.34	0.840	J	L	U							
LE 016A 001								15.88	0.625	0.501	2.86	28.32	1.115	J	L	U							
LE 016A 00								19.05	0.750	0.368	2.10	36.07	1.420	J	L	U							
LE 016A 0								22.23	0.875	0.306	1.75	42.55	1.675	J	L	U							
LE 016A 01								25.40	1.000	0.263	1.50	49.02	1.930	K	M	V							
LE 016A 02								28.58	1.125	0.228	1.30	56.01	2.205	K	M	V							
LE 016A 03								31.75	1.250	0.210	1.20	61.47	2.420	K	M	V							
LE 016A 04								34.93	1.375	0.175	1.00	70.49	2.775	K	M	V							
LE 016A 05								38.10	1.500	0.158	0.90	77.72	3.060	L	N	W							
LE 016A 06								44.45	1.750	0.137	0.78	89.92	3.540	L	N	W							
LE 016A 07								50.80	2.000	0.118	0.68	103.12	4.060	M	P	X							
LE 018A 003								0.46	0.018	9.79	2.20	1.33	0.30	RANDOM	9.53	0.375	2.264	12.93	13.26	0.522	J	L	U
LE 018A 002															12.70	0.500	1.328	7.58	19.05	0.750	J	L	U
LE 018A 001	15.88	0.625	0.937	5.35	25.02	0.985	J								L	U							
LE 018A 00	19.05	0.750	0.701	4.00	31.24	1.230	J								L	U							
LE 018A 0	22.23	0.875	0.578	3.30	36.96	1.455	J								L	U							
LE 018A 01	25.40	1.000	0.508	2.90	42.16	1.660	K								M	V							
LE 018A 02	28.58	1.125	0.438	2.50	47.88	1.885	K								M	V							
LE 018A 03	31.75	1.250	0.385	2.20	53.59	2.110	K								M	V							
LE 018A 04	34.93	1.375	0.350	2.00	59.06	2.325	K								M	V							
LE 018A 05	38.10	1.500	0.315	1.80	65.02	2.560	L								N	W							
LE 018A 06	44.45	1.750	0.263	1.50	76.71	3.020	L								N	W							
LE 018A 07	50.80	2.000	0.228	1.30	87.88	3.460	M								P	X							
LE 018A 08	57.15	2.250	0.198	1.13	99.82	3.930	M								P	X							

* Finish may be based on Pre-coated Tin wire, or Pre-coated Zinc wire, at Lee Spring's discretion.

† Indicates DIN Extension Springs meeting the design parameters outlined in Standard DIN 2097.



EXTENSION SPRINGS

● Loops at Random Position, except for † springs

● Music Wire (Plated*), or Stainless Steel (Passivated)

LEE STOCK NUMBER	OUTSIDE DIAMETER		NOMINAL WIRE DIAMETER		MAXIMUM LOAD		INITIAL TENSION		LOOP POSITION	NOMINAL FREE LENGTH		SPRING RATE		MAXIMUM EXTENDED LENGTH		PRICE GROUP									
	MM	IN	MM	IN	N	LB	N	LB		MM	IN	N/MM	LB/IN	MM	IN	Music Wire	302 Stainless	316 Stainless							
																M	S	S316							
LE 020A 002	3.18	0.125	0.51	0.020	12.90	2.90	1.78	0.40	RANDOM	12.70	0.500	2.343	13.38	17.53	0.690	J	L	U							
LE 020A 001										15.88	0.625	1.650	9.42	22.73	0.895	J	L	U							
LE 020A 00										19.05	0.750	1.313	7.50	27.43	1.080	J	L	U							
LE 020A 0										22.23	0.875	1.051	6.00	32.89	1.295	J	L	U							
LE 020A 01										25.40	1.000	0.893	5.10	37.85	1.490	K	M	V							
LE 020A 02										28.58	1.125	0.771	4.40	43.05	1.695	K	M	V							
LE 020A 03										31.75	1.250	0.683	3.90	48.01	1.890	K	M	V							
LE 020A 04										34.93	1.375	0.613	3.50	52.96	2.085	K	M	V							
LE 020A 05										38.10	1.500	0.560	3.20	57.91	2.280	L	N	W							
LE 020A 06										44.45	1.750	0.473	2.70	68.07	2.680	L	N	W							
LE 020A 07										50.80	2.000	0.403	2.30	78.49	3.090	M	P	X							
LE 020A 08										57.15	2.250	0.350	2.00	88.90	3.500	M	P	X							
LE 022A 01	3.50	0.138	0.56	0.022	17.35	3.90	2.00	0.45	RANDOM	15.88	0.625	2.820	16.10	21.21	0.835	J	L	U							
LE 022A 02										19.05	0.750	2.172	12.40	26.16	1.030	J	L	U							
LE 022A 03										22.23	0.875	1.786	10.20	30.86	1.215	J	L	U							
LE 022A 04										25.40	1.000	1.524	8.70	35.56	1.400	K	M	V							
LE 022A 05										28.58	1.125	1.313	7.50	40.26	1.585	K	M	V							
LE 022A 06										31.75	1.250	1.156	6.60	44.96	1.770	K	M	V							
LE 022A 07										34.93	1.375	1.051	6.00	49.40	1.945	K	M	V							
LE 022A 08										38.10	1.500	0.946	5.40	54.36	2.140	L	N	W							
LE 022A 09										44.45	1.750	0.788	4.50	64.01	2.520	L	N	W							
LE 022A 10										50.80	2.000	0.683	3.90	73.15	2.880	M	P	X							
LE 022A 11										57.15	2.250	0.599	3.42	82.80	3.260	M	P	X							
LE 022A 12										63.50	2.500	0.534	3.05	92.20	3.630	M	P	X							
LEM050AB 01†	4.00	0.157	0.50	0.020	12.00	2.7	1.77	0.40	INLINE	9.50	0.374	2.350	13.42	13.82	0.544	J	L	SPECIAL							
LEM050AB 02†										12.50	0.492	1.470	8.39	19.41	0.764	J	L	SPECIAL							
LEM050AB 03†										17.00	0.669	0.940	5.37	27.79	1.094	J	L	SPECIAL							
LEM050AB 04†										24.50	0.965	0.590	3.37	41.81	1.646	K	M	SPECIAL							
LEM050AB 05†										290.00	11.417	0.050	0.29	500.00	19.685	BC	BD	SPECIAL							
LEM055AB 01†										0.55	0.022	15.70	3.53	2.38	0.54	INLINE	9.90	0.390	3.630	20.73	13.59	0.535	J	L	SPECIAL
LEM055AB 02†																	13.20	0.520	2.270	12.96	19.10	0.752	J	L	SPECIAL
LEM055AB 03†																	18.10	0.713	1.450	8.28	27.31	1.075	J	L	SPECIAL
LEM055AB 04†																	26.40	1.039	0.900	5.14	41.10	1.618	K	M	SPECIAL
LEM070AB 01†										0.70	0.028	30.70	6.90	4.47	1.01	INLINE	11.10	0.437	11.100	63.38	13.46	0.530	K	M	SPECIAL
LEM070AB 02†																	15.30	0.602	6.950	39.69	19.08	0.751	K	M	SPECIAL
LEM070AB 03†																	21.60	0.850	4.440	25.35	27.51	1.083	K	M	SPECIAL
EIM030D 01	4.50	0.177	0.45	0.018	6.85	1.54	0.62	0.14	RANDOM	10.00	0.394	0.186	1.060	23.39	0.921	K	M	SPECIAL							
EIM030D 02										12.50	0.492	0.113	0.644	34.57	1.361	K	M	SPECIAL							
EIM030D 03										15.00	0.591	0.074	0.424	48.49	1.909	K	M	SPECIAL							
EIM030D 04										17.50	0.689	0.055	0.316	62.41	2.457	K	M	SPECIAL							
EIM030D 05										20.00	0.787	0.044	0.252	76.33	3.005	K	M	SPECIAL							
EIM030D 06										22.50	0.886	0.037	0.210	90.25	3.553	K	M	SPECIAL							
EIM030D 07										25.00	0.984	0.031	0.179	104.17	4.101	K	M	SPECIAL							
EIM030D 08										27.50	1.083	0.027	0.157	118.08	4.649	K	M	SPECIAL							
EIM030D 09										30.00	1.181	0.024	0.139	132.00	5.197	K	M	SPECIAL							
LEM080AC 01†										0.80	0.031	39.90	8.97	5.96	1.34	INLINE	12.60	0.496	12.700	72.52	15.27	0.601	J	L	SPECIAL
LEM080AC 02†																	17.40	0.685	8.000	45.68	21.67	0.853	J	L	SPECIAL
LEM080AC 03†																	24.60	0.969	5.100	29.12	31.27	1.231	K	M	SPECIAL
LEM045B 01	4.50	0.177	0.45	0.018	6.85	1.54	0.62	0.14	RANDOM	15.50	0.610	0.366	2.09	32.51	1.280	J	L	SPECIAL							
LEM045B 02										17.00	0.669	0.306	1.75	37.31	1.469	J	L	SPECIAL							
LEM045B 03										19.00	0.748	0.252	1.44	43.64	1.718	J	L	SPECIAL							
LEM045B 04										21.00	0.827	0.215	1.23	49.96	1.967	K	M	SPECIAL							
LEM045B 05										23.00	0.906	0.187	1.07	56.29	2.216	K	M	SPECIAL							
LEM045B 06										25.00	0.984	0.166	0.95	62.33	2.454	K	M	SPECIAL							
LEM045B 07										30.00	1.181	0.128	0.73	78.77	3.101	K	M	SPECIAL							
LEM045B 08										35.00	1.378	0.105	0.60	94.18	3.708	L	N	SPECIAL							
LEM045B 09										40.00	1.575	0.089	0.51	109.86	4.325	L	N	SPECIAL							
LEM045B 10										45.00	1.772	0.077	0.44	125.78	4.952	L	N	SPECIAL							
LEM045B 11										50.00	1.969	0.068	0.39	141.20	5.559	M	P	SPECIAL							
LEM045B 12										55.00	2.165	0.061	0.35	156.59	6.165	M	P	SPECIAL							
LEM045B 13										60.00	2.362	0.054	0.31	174.80	6.882	M	P	SPECIAL							

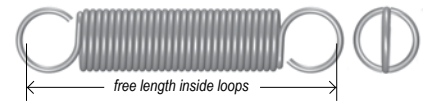
* Finish may be based on Pre-coated Tin wire, or Pre-coated Zinc wire, at Lee Spring's discretion.

† Indicates DIN Extension Springs meeting the design parameters outlined in Standard DIN 2097.

Spring rates and maximum loads relate only to music wire.

When using stainless steel, multiply by 0.833.

EXTENSION SPRINGS




● Loops at Random Position, except for † springs

● Music Wire (Plated), or Stainless Steel (Passivated)

LEE STOCK NUMBER	OUTSIDE DIAMETER		NOMINAL WIRE DIAMETER		MAXIMUM LOAD		INITIAL TENSION		LOOP POSITION	NOMINAL FREE LENGTH		SPRING RATE		MAXIMUM EXTENDED LENGTH		PRICE GROUP				
	MM	IN	MM	IN	N	LB	N	LB		MM	IN	N/MM	LB/IN	MM	IN	Music Wire	302 Stainless	316 Stainless		
																M	S	S316		
LEM060B 01	4.50	0.177	0.60	0.024	15.70	3.53	1.87	0.42	RANDOM	15.50	0.610	1.632	9.32	23.88	0.940	J	L	SPECIAL		
LEM060B 02										17.00	0.669	1.384	7.90	26.90	1.059	J	L	SPECIAL		
LEM060B 03										19.00	0.748	1.149	6.56	30.94	1.218	J	L	SPECIAL		
LEM060B 04										21.00	0.827	0.982	5.61	34.98	1.377	K	M	SPECIAL		
LEM060B 05										23.00	0.906	0.858	4.90	39.01	1.536	K	M	SPECIAL		
LEM060B 06										25.00	0.984	0.762	4.35	43.03	1.694	K	M	SPECIAL		
LEM060B 07										30.00	1.181	0.594	3.39	53.37	2.101	K	M	SPECIAL		
LEM060B 08										35.00	1.378	0.487	2.78	63.45	2.498	L	N	SPECIAL		
LEM060B 09										40.00	1.575	0.413	2.36	73.53	2.895	L	N	SPECIAL		
LEM060B 10										45.00	1.772	0.359	2.05	83.62	3.292	L	N	SPECIAL		
LEM060B 11										50.00	1.969	0.317	1.81	93.70	3.689	M	P	SPECIAL		
LEM060B 12										55.00	2.165	0.284	1.62	103.76	4.085	M	P	SPECIAL		
LEM060B 13										60.00	2.362	0.257	1.47	113.84	4.482	M	P	SPECIAL		
LEM063B 01†	4.78	0.188	0.63	0.025	18.30	4.11	2.61	0.59	INLINE	12.10	0.476	2.770	15.82	17.75	0.699	J	L	SPECIAL		
LEM063B 02†										15.90	0.626	1.730	9.88	24.94	0.982	J	L	SPECIAL		
LEM063B 03†										21.60	0.850	1.110	6.34	35.71	1.406	K	M	SPECIAL		
LEM063B 04†			31.00	1.220	0.700	4.00	53.59	2.110	K	M	SPECIAL									
LEM090B 01†			0.90	0.035	49.70	11.17	7.45	1.68	INLINE	14.20	0.559	14.300	81.66	17.15	0.675	J	L	SPECIAL		
LEM090B 02†										19.60	0.772	8.960	51.16	24.31	0.957	K	M	SPECIAL		
LEM090B 03†										27.70	1.091	5.730	32.72	35.08	1.381	K	M	SPECIAL		
LE 014B 01			4.78	0.188	0.36	0.014	3.56	0.80	0.18	0.04	RANDOM	15.88	0.625	0.093	0.53	52.20	2.055	J	L	U
LE 014B 1A												19.05	0.750	0.064	0.37	71.50	2.815	J	L	U
LE 014B 02												22.23	0.875	0.049	0.28	91.06	3.585	J	L	U
LE 014B 03												25.40	1.000	0.040	0.23	109.22	4.300	K	M	V
LE 014B 04												28.58	1.125	0.033	0.19	130.18	5.125	K	M	V
LE 014B 05												31.75	1.250	0.030	0.17	145.29	5.720	K	M	V
LE 014B 06	34.93	1.375										0.026	0.15	163.70	6.445	K	M	V		
LE 014B 07	38.10	1.500										0.023	0.13	186.69	7.350	L	N	W		
LE 014B 08	41.28	1.625										0.021	0.12	202.06	7.955	L	N	W		
LE 014B 09	44.45	1.750										0.019	0.11	219.96	8.660	L	N	W		
LE 014B 10	47.63	1.875										0.018	0.10	240.67	9.475	L	N	W		
LE 014B 11	50.80	2.000										0.016	0.09	265.18	10.440	M	P	X		
LE 014B 12	57.15	2.250										0.014	0.08	298.45	11.750	M	P	X		
LE 014B 13	63.50	2.500	0.012	0.07	339.34	13.360	M	P	X											
LE 016B 01	4.78	0.188	0.41	0.016	5.34	1.20	0.36	0.08	RANDOM	15.88	0.625	0.182	1.04	43.31	1.705	J	L	U		
LE 016B 1A										19.05	0.750	0.128	0.73	57.91	2.280	J	L	U		
LE 016B 02										22.23	0.875	0.100	0.57	72.14	2.840	J	L	U		
LE 016B 03										25.40	1.000	0.081	0.46	87.12	3.430	K	M	V		
LE 016B 04										28.58	1.125	0.068	0.39	101.47	3.995	K	M	V		
LE 016B 05										31.75	1.250	0.060	0.34	115.32	4.540	K	M	V		
LE 016B 06										34.93	1.375	0.053	0.30	129.67	5.105	K	M	V		
LE 016B 07										38.10	1.500	0.046	0.26	147.57	5.810	L	N	W		
LE 016B 08										41.28	1.625	0.042	0.24	159.89	6.295	L	N	W		
LE 016B 09										44.45	1.750	0.039	0.22	173.74	6.840	L	N	W		
LE 016B 10										47.63	1.875	0.035	0.20	189.87	7.475	L	N	W		
LE 016B 11										50.80	2.000	0.032	0.18	208.79	8.220	M	P	X		
LE 016B 12										57.15	2.250	0.028	0.16	234.95	9.250	M	P	X		
LE 016B 13	63.50	2.500	0.025	0.14	266.70	10.500	M	P	X											
LE 018B 01	4.78	0.188	0.46	0.018	6.67	1.50	0.62	0.14	RANDOM	15.88	0.625	0.333	1.90	34.16	1.345	J	L	U		
LE 018B 1A										19.05	0.750	0.236	1.35	44.68	1.759	J	L	U		
LE 018B 02										22.23	0.875	0.184	1.05	55.25	2.175	J	L	U		
LE 018B 03										25.40	1.000	0.151	0.86	65.53	2.580	K	M	V		
LE 018B 04										28.58	1.125	0.128	0.73	75.82	2.985	K	M	V		
LE 018B 05										31.75	1.250	0.110	0.63	86.61	3.410	K	M	V		
LE 018B 06										34.93	1.375	0.096	0.55	97.66	3.845	K	M	V		
LE 018B 07										38.10	1.500	0.088	0.50	107.19	4.220	L	N	W		
LE 018B 08										41.28	1.625	0.079	0.45	117.98	4.645	L	N	W		
LE 018B 09										44.45	1.750	0.072	0.41	128.78	5.070	L	N	W		
LE 018B 10										47.63	1.875	0.067	0.38	138.56	5.455	L	N	W		
LE 018B 11										50.80	2.000	0.061	0.35	149.61	5.890	M	P	X		
LE 018B 12										57.15	2.250	0.053	0.30	172.21	6.780	M	P	X		

† Indicates DIN Extension Springs meeting the design parameters outlined in Standard DIN 2097.



EXTENSION SPRINGS

● Loops at Random Position, except for † springs

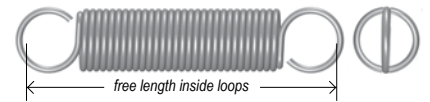
● Music Wire (Plated), or Stainless Steel (Passivated)

LEE STOCK NUMBER	OUTSIDE DIAMETER		NOMINAL WIRE DIAMETER		MAXIMUM LOAD		INITIAL TENSION		LOOP POSITION	NOMINAL FREE LENGTH		SPRING RATE		MAXIMUM EXTENDED LENGTH		PRICE GROUP							
	MM	IN	MM	IN	N	LB	N	LB		MM	IN	N/MM	LB/IN	MM	IN	Music Wire	302 Stainless	316 Stainless					
																M	S	S316					
LE 018B 13	4.78	0.188	0.46	0.018	6.67	1.50	0.62	0.14	RANDOM	63.50	2.500	0.047	0.27	191.52	7.540	M	P	X					
LE 020B 01			0.51	0.020	8.90	2.00	0.98	0.22	RANDOM	15.88	0.625	0.578	3.30	29.59	1.165	J	L	U					
LE 020B 1A										19.05	0.750	0.409	2.33	38.43	1.513	J	L	U					
LE 020B 02										22.23	0.875	0.315	1.80	47.37	1.865	J	L	U					
LE 020B 03										25.40	1.000	0.263	1.50	55.63	2.190	K	M	V					
LE 020B 04										28.58	1.125	0.228	1.30	63.37	2.495	K	M	V					
LE 020B 05										31.75	1.250	0.193	1.10	72.90	2.870	K	M	V					
LE 020B 06										34.93	1.375	0.170	0.97	81.66	3.215	K	M	V					
LE 020B 07										38.10	1.500	0.152	0.87	90.17	3.550	L	N	W					
LE 020B 08										41.28	1.625	0.138	0.79	98.43	3.875	L	N	W					
LE 020B 09										44.45	1.750	0.126	0.72	107.19	4.220	L	N	W					
LE 020B 10										47.63	1.875	0.116	0.66	116.21	4.575	L	N	W					
LE 020B 11										50.80	2.000	0.107	0.61	124.97	4.920	M	P	X					
LE 020B 12										57.15	2.250	0.093	0.53	142.49	5.610	M	P	X					
LE 020B 13										63.50	2.500	0.082	0.47	159.77	6.290	M	P	X					
LE 022B 002	0.56	0.022								11.12	2.50	1.33	0.30	RANDOM	12.70	0.500	1.524	8.70	19.05	0.750	J	L	U
LE 022B 001			15.88	0.625	0.946	5.40	26.29	1.035	J						L	U							
LE 022B 00			19.05	0.750	0.666	3.80	33.78	1.330	J						L	U							
LE 022B 0			22.23	0.875	0.560	3.20	39.75	1.565	K						M	V							
LE 022B 01			25.40	1.000	0.438	2.50	47.75	1.880	K						M	V							
LE 022B 02			28.58	1.125	0.368	2.10	55.25	2.175	K						M	V							
LE 022B 03			31.75	1.250	0.315	1.80	62.74	2.470	K						M	V							
LE 022B 04			34.93	1.375	0.280	1.60	69.98	2.755	K						M	V							
LE 022B 05			38.10	1.500	0.245	1.40	77.98	3.070	L						N	W							
LE 022B 06			44.45	1.750	0.210	1.20	90.93	3.580	L						N	W							
LE 022B 07			50.80	2.000	0.175	1.00	106.68	4.200	M						P	X							
LE 022B 08			57.15	2.250	0.156	0.89	119.89	4.720	M						P	X							
LE 022B 09			63.50	2.500	0.137	0.78	135.13	5.320	M						P	X							
LE 024B 01			0.61	0.024	15.12	3.40	1.78	0.40	RANDOM						15.88	0.625	1.489	8.50	24.77	0.975	J	L	U
LE 024B 02															17.48	0.688	1.261	7.20	28.14	1.108	J	L	U
LE 024B 03	19.05	0.750								1.051	6.00	31.75	1.250	J	L	U							
LE 024B 04	20.65	0.813								0.928	5.30	35.13	1.383	K	M	V							
LE 024B 05	22.23	0.875								0.841	4.80	38.23	1.505	K	M	V							
LE 024B 06	23.83	0.938								0.753	4.30	41.61	1.638	K	M	V							
LE 024B 07	25.40	1.000								0.701	4.00	44.45	1.750	K	M	V							
LE 024B 08	28.58	1.125								0.588	3.36	51.18	2.015	K	M	V							
LE 024B 09	31.75	1.250								0.510	2.91	57.91	2.280	K	M	V							
LE 024B 10	34.93	1.375								0.450	2.57	64.64	2.545	L	N	W							
LE 024B 11	38.10	1.500								0.403	2.30	71.12	2.800	L	N	W							
LE 024B 12	44.45	1.750								0.333	1.90	84.58	3.330	M	P	X							
LE 024B 13	50.80	2.000								0.284	1.62	97.79	3.850	M	P	X							
LE 024B 14	57.15	2.250								0.249	1.42	110.74	4.360	M	P	X							
LE 024B 15	63.50	2.500								0.221	1.26	123.95	4.880	M	P	X							
LE 026B 002	0.66	0.026	19.13	4.30	2.22	0.50	RANDOM	12.70	0.500	3.590	20.50	17.53	0.690	J	L	U							
LE 026B 001								15.88	0.625	2.212	12.63	23.50	0.925	J	L	U							
LE 026B 00								19.05	0.750	1.664	9.50	29.21	1.150	K	M	V							
LE 026B 0								22.23	0.875	1.296	7.40	35.18	1.385	K	M	V							
LE 026B 01								25.40	1.000	1.068	6.10	41.15	1.620	K	M	V							
LE 026B 02								28.58	1.125	0.893	5.10	47.63	1.875	K	M	V							
LE 026B 03								31.75	1.250	0.788	4.50	53.09	2.090	K	M	V							
LE 026B 04								34.93	1.375	0.701	4.00	59.06	2.325	L	N	W							
LE 026B 05								38.10	1.500	0.613	3.50	65.79	2.590	L	N	W							
LE 026B 06								44.45	1.750	0.508	2.90	77.72	3.060	M	P	X							
LE 026B 07								50.80	2.000	0.438	2.50	89.41	3.520	M	P	X							
LE 026B 08								57.15	2.250	0.385	2.20	101.09	3.980	M	P	X							
LE 026B 09								63.50	2.500	0.338	1.93	113.54	4.470	M	P	X							
LE 029B 01								0.74	0.029	25.80	5.80	3.34	0.75	RANDOM	15.88	0.625	3.923	22.40	21.72	0.855	J	L	U
LE 029B 02															17.48	0.688	3.363	19.20	24.08	0.948	J	L	U
LE 029B 03	19.05	0.750	2.942	16.80	26.67	1.050	K								M	V							
LE 029B 04	20.65	0.813	2.609	14.90	29.29	1.153	K								M	V							
LE 029B 05	22.23	0.875	2.294	13.10	32.13	1.265	K								M	V							

† Indicates DIN Extension Springs meeting the design parameters outlined in Standard DIN 2097.

Spring rates and maximum loads relate only to music wire. When using stainless steel, multiply by 0.833.

EXTENSION SPRINGS




● Loops at Random Position, except for † springs

● Music Wire (Plated), or Stainless Steel (Passivated)

LEE STOCK NUMBER	OUTSIDE DIAMETER		NOMINAL WIRE DIAMETER		MAXIMUM LOAD		INITIAL TENSION		LOOP POSITION	NOMINAL FREE LENGTH		SPRING RATE		MAXIMUM EXTENDED LENGTH		PRICE GROUP									
	MM	IN	MM	IN	N	LB	N	LB		MM	IN	N/MM	LB/IN	MM	IN	Music Wire	302 Stainless	316 Stainless							
																M	S	S316							
LE 029B 06	4.78	0.188	0.74	0.029	25.80	5.80	3.34	0.75	RANDOM	23.83	0.938	2.102	12.00	34.49	1.358	K	M	V							
LE 029B 07										25.40	1.000	1.926	11.00	37.08	1.460	K	M	V							
LE 029B 08										28.58	1.125	1.625	9.28	42.29	1.665	K	M	V							
LE 029B 09										31.75	1.250	1.417	8.09	47.50	1.870	L	N	W							
LE 029B 10										34.93	1.375	1.256	7.17	52.71	2.075	L	N	W							
LE 029B 11										38.10	1.500	1.128	6.44	57.91	2.280	M	P	X							
LE 029B 12										44.45	1.750	0.933	5.33	68.58	2.700	M	P	X							
LE 029B 13										50.80	2.000	0.799	4.56	78.99	3.110	M	P	X							
LE 029B 14										57.15	2.250	0.702	4.01	89.15	3.510	M	P	X							
LE 029B 15										63.50	2.500	0.620	3.54	99.82	3.930	M	P	X							
LE 031B 002										0.79	0.031	31.14	7.00	3.78	0.85	RANDOM	12.70	0.500	9.107	52.00	15.75	0.620	J	L	U
LE 031B 001																	15.88	0.625	5.555	31.72	20.70	0.815	J	L	U
LE 031B 00																	19.05	0.750	4.221	24.10	25.65	1.010	K	M	V
LE 031B 0																	22.23	0.875	3.328	19.00	30.35	1.195	K	M	V
LE 031B 01																	25.40	1.000	2.767	15.80	35.31	1.390	K	M	V
LE 031B 02	28.58	1.125	2.364	13.50	40.26	1.585	L	N	W																
LE 031B 03	31.75	1.250	2.049	11.70	45.21	1.780	L	N	W																
LE 031B 04	34.93	1.375	1.821	10.40	49.91	1.965	L	N	W																
LE 031B 05	38.10	1.500	1.611	9.20	55.12	2.170	M	P	X																
LE 031B 06	44.45	1.750	1.349	7.70	64.77	2.550	M	P	X																
LE 031B 07	50.80	2.000	1.156	6.60	74.42	2.930	M	P	X																
LE 031B 08	57.15	2.250	0.998	5.70	84.58	3.330	M	P	X																
LE 031B 09	63.50	2.500	0.893	5.10	94.23	3.710	N	Q	Y																
LE 031B 10	69.85	2.750	0.788	4.50	104.65	4.120	N	Q	Y																
LE 034B 01	0.86	0.034	40.03	9.00	4.00	0.90	RANDOM	15.88	0.625								9.335	53.30	19.69	0.775	J	L	U		
LE 034B 02								19.05	0.750	7.005	40.00	24.13	0.950	K	M	V									
LE 034B 03								22.23	0.875	5.429	31.00	28.83	1.135	K	M	V									
LE 034B 04								25.40	1.000	4.553	26.00	33.27	1.310	K	M	V									
LE 034B 05								28.58	1.125	3.923	22.40	37.72	1.485	L	N	W									
LE 034B 06								31.75	1.250	3.380	19.30	42.42	1.670	L	N	W									
LE 034B 07								34.93	1.375	3.012	17.20	46.86	1.845	L	N	W									
LE 034B 08								38.10	1.500	2.715	15.50	51.31	2.020	M	P	X									
LE 034B 09								44.45	1.750	2.259	12.90	60.45	2.380	M	P	X									
LE 034B 10								50.80	2.000	1.926	11.00	69.60	2.740	M	P	X									
LE 034B 11								57.15	2.250	1.681	9.60	78.49	3.090	M	P	X									
LE 034B 12								63.50	2.500	1.489	8.50	87.63	3.450	N	Q	Y									
LE 034B 13								69.85	2.750	1.331	7.60	97.03	3.820	N	Q	Y									
LEM070BA 01†								5.00	0.197	0.70	0.028	22.60	5.08	3.39	0.76	INLINE	13.50	0.531	3.070	17.53	19.76	0.778	J	L	SPECIAL
LEM070BA 02†																	17.70	0.697	1.920	10.96	27.71	1.091	J	L	SPECIAL
LEM070BA 03†	24.00	0.945	1.230	7.02	39.60	1.559	K										M	SPECIAL							
LEM070BA 04†	34.50	1.358	0.770	4.40	59.51	2.343	L	N	SPECIAL																
LEM100BA 01†	1.00	0.039	60.80	13.67	7.52	1.69	INLINE	15.80	0.622	15.900	90.79	19.05	0.750	J	L	SPECIAL									
LEM100BA 02†								21.80	0.858	9.900	56.53	27.00	1.063	K	M	SPECIAL									
LEM100BA 03†								30.80	1.213	6.370	36.37	38.89	1.531	L	N	SPECIAL									
LEM050BB 01†	5.50	0.217	0.50	0.020	7.80	1.75	1.02	0.23	INLINE	12.70	0.500	0.510	2.91	25.81	1.016	J	L	SPECIAL							
LEM050BB 02†										15.70	0.618	0.310	1.77	36.60	1.441	J	L	SPECIAL							
LEM050BB 03†										20.20	0.795	0.210	1.20	52.91	2.083	J	L	SPECIAL							
LEM050BB 04†										27.70	1.091	0.130	0.74	80.01	3.150	K	M	SPECIAL							
LEM050BB 05†										37.70	1.484	0.090	0.51	116.10	4.571	L	N	SPECIAL							
LEM080BB 01†	0.80	0.031	30.20	6.79	4.79	1.08	INLINE	15.00	0.591	4.000	22.84	21.41	0.843	J	L	SPECIAL									
LEM080BB 02†								19.80	0.780	2.500	14.28	30.00	1.181	K	M	SPECIAL									
LEM080BB 03†								27.00	1.063	1.600	9.14	43.00	1.693	L	N	SPECIAL									
LEM080BB 04†								39.00	1.535	1.000	5.71	64.59	2.543	M	P	SPECIAL									
LEM080BB 05†								290.00	11.417	0.110	0.63	515.01	20.276	BC	BD	SPECIAL									
LEM110BB 01†	1.10	0.043	72.80	16.37	10.77	2.42	INLINE	17.40	0.685	17.500	99.93	20.93	0.824	K	M	SPECIAL									
LEM110BB 02†								24.00	0.945	11.000	62.81	29.67	1.168	L	N	SPECIAL									
LEM110BB 03†								33.90	1.335	7.000	39.97	42.75	1.683	L	N	SPECIAL									
LEM055BC 01†	6.00	0.236	0.55	0.022	9.50	2.14	1.09	0.25	INLINE	13.90	0.547	0.580	3.31	27.99	1.102	J	L	SPECIAL							
LEM055BC 02†										17.20	0.677	0.360	2.06	39.70	1.563	J	L	SPECIAL							
LEM055BC 03†										22.10	0.870	0.230	1.31	57.20	2.252	J	L	SPECIAL							
LEM055BC 04†										30.40	1.197	0.150	0.86	86.59	3.409	K	M	SPECIAL							

† Indicates DIN Extension Springs meeting the design parameters outlined in Standard DIN 2097.



EXTENSION SPRINGS

● Loops at Random Position, except for † springs

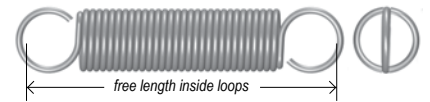
● Music Wire (Plated), or Stainless Steel (Passivated)

LEE STOCK NUMBER	OUTSIDE DIAMETER		NOMINAL WIRE DIAMETER		MAXIMUM LOAD		INITIAL TENSION		LOOP POSITION	NOMINAL FREE LENGTH		SPRING RATE		MAXIMUM EXTENDED LENGTH		PRICE GROUP		
	MM	IN	MM	IN	N	LB	N	LB		MM	IN	N/MM	LB/IN	MM	IN	Music Wire	302 Stainless	316 Stainless
																M	S	\$316
LEM055BC 05†	6.00	0.236	0.55	0.022	9.50	2.14	1.09	0.25	INLINE	41.40	1.630	0.110	0.63	125.70	4.949	L	N	SPECIAL
LEM120BC 01†			1.20	0.047	85.30	19.18	12.63	2.84	INLINE	19.00	0.748	19.100	109.06	22.81	0.898	K	M	SPECIAL
LEM120BC 02†										26.20	1.031	12.000	68.52	32.28	1.271	L	N	SPECIAL
LEM120BC 03†										37.00	1.457	7.630	43.57	46.51	1.831	M	P	SPECIAL
LEM055C 01	6.30	0.248	0.55	0.022	8.80	1.98	0.85	0.19	RANDOM	15.50	0.610	0.602	3.44	28.70	1.130	J	L	SPECIAL
LEM055C 02										19.00	0.748	0.340	1.94	42.37	1.668	J	L	SPECIAL
LEM055C 03										22.00	0.866	0.247	1.41	54.25	2.136	J	L	SPECIAL
LEM055C 04										25.00	0.984	0.194	1.11	65.89	2.594	K	M	SPECIAL
LEM055C 05			30.00	1.181	0.144	0.82	85.37	3.361	K	M	SPECIAL							
LEM055C 06			35.00	1.378	0.114	0.65	104.85	4.128	K	M	SPECIAL							
LEM055C 07			40.00	1.575	0.095	0.54	124.08	4.885	L	N	SPECIAL							
LEM055C 08			45.00	1.772	0.081	0.46	143.81	5.662	L	N	SPECIAL							
LEM055C 09			50.00	1.969	0.070	0.40	163.55	6.439	M	P	SPECIAL							
LEM055C 10			55.00	2.165	0.061	0.35	184.79	7.275	M	P	SPECIAL							
LEM055C 11			60.00	2.362	0.056	0.32	201.98	7.952	N	Q	SPECIAL							
LEM055C 12			65.00	2.559	0.051	0.29	221.72	8.729	N	Q	SPECIAL							
LEM075C 01	6.30	0.248	0.75	0.030	19.60	4.41	2.45	0.55	RANDOM	15.50	0.610	2.786	15.91	21.59	0.850	J	L	SPECIAL
LEM075C 02										19.00	0.748	1.659	9.47	29.41	1.158	J	L	SPECIAL
LEM075C 03										22.00	0.866	1.231	7.03	35.97	1.416	J	L	SPECIAL
LEM075C 04			25.00	0.984	0.979	5.59	42.52	1.674	K	M	SPECIAL							
LEM075C 05			30.00	1.181	0.730	4.17	53.62	2.111	K	M	SPECIAL							
LEM075C 06			35.00	1.378	0.581	3.32	64.47	2.538	K	M	SPECIAL							
LEM075C 07			40.00	1.575	0.483	2.76	75.57	2.975	L	N	SPECIAL							
LEM075C 08			45.00	1.772	0.415	2.37	86.41	3.402	L	N	SPECIAL							
LEM075C 09			50.00	1.969	0.363	2.07	97.26	3.829	M	P	SPECIAL							
LEM075C 10			55.00	2.165	0.322	1.84	108.33	4.265	M	P	SPECIAL							
LEM075C 11			60.00	2.362	0.289	1.65	119.43	4.702	N	Q	SPECIAL							
LEM075C 12			65.00	2.559	0.263	1.50	130.28	5.129	N	Q	SPECIAL							
LEM075C 13			70.00	2.756	0.240	1.37	141.58	5.574	N	Q	SPECIAL							
LEM080C 01	6.30	0.248	0.80	0.031	24.50	5.51	3.25	0.73	RANDOM	15.50	0.610	3.842	21.94	21.08	0.830	J	L	SPECIAL
LEM080C 02										19.00	0.748	2.314	13.21	28.14	1.108	J	L	SPECIAL
LEM080C 03										22.00	0.866	1.725	9.85	34.44	1.356	J	L	SPECIAL
LEM080C 04										25.00	0.984	1.377	7.86	40.49	1.594	K	M	SPECIAL
LEM080C 05			30.00	1.181	1.028	5.87	50.57	1.991	K	M	SPECIAL							
LEM080C 06			35.00	1.378	0.821	4.69	60.91	2.398	K	M	SPECIAL							
LEM080C 07			40.00	1.575	0.683	3.90	71.25	2.805	L	N	SPECIAL							
LEM080C 08			45.00	1.772	0.585	3.34	81.33	3.202	L	N	SPECIAL							
LEM080C 09			50.00	1.969	0.511	2.92	91.67	3.609	M	P	SPECIAL							
LEM080C 10			55.00	2.165	0.455	2.60	101.73	4.005	M	P	SPECIAL							
LEM080C 11			60.00	2.362	0.408	2.33	112.06	4.412	N	Q	SPECIAL							
LEM080C 12			65.00	2.559	0.371	2.12	122.15	4.809	N	Q	SPECIAL							
LEM080C 13			70.00	2.756	0.340	1.94	132.49	5.216	N	Q	SPECIAL							
LEM080C 14			75.00	2.953	0.313	1.79	142.82	5.623	N	Q	SPECIAL							
LEM090C 01†	6.30	0.248	0.90	0.035	37.10	8.34	5.58	1.25	INLINE	17.10	0.673	4.230	24.15	24.54	0.966	J	L	SPECIAL
LEM090C 02†										22.50	0.886	2.650	15.13	34.39	1.354	K	M	SPECIAL
LEM090C 03†										30.60	1.205	1.700	9.71	49.20	1.937	K	M	SPECIAL
LEM090C 04†										44.10	1.736	1.060	6.05	73.81	2.906	L	N	SPECIAL
LE 018C 01	6.35	0.250	0.46	0.018	4.89	1.10	0.44	0.10	RANDOM	15.88	0.625	0.222	1.27	35.94	1.415	J	L	U
LE 018C 02										19.05	0.750	0.130	0.74	53.34	2.100	J	L	U
LE 018C 03										22.23	0.875	0.093	0.53	70.23	2.765	J	L	U
LE 018C 04										25.40	1.000	0.072	0.41	87.38	3.440	K	M	V
LE 018C 05										28.58	1.125	0.060	0.34	103.51	4.075	K	M	V
LE 018C 06										31.75	1.250	0.049	0.28	122.68	4.830	K	M	V
LE 018C 07										34.93	1.375	0.044	0.25	136.78	5.385	K	M	V
LE 018C 08										38.10	1.500	0.037	0.21	159.26	6.270	L	N	W
LE 018C 09										44.45	1.750	0.030	0.17	194.06	7.640	L	N	W
LE 018C 10										50.80	2.000	0.025	0.14	232.66	9.160	L	N	W
LE 018C 11										57.15	2.250	0.023	0.13	252.98	9.960	M	P	X
LE 018C 12										63.50	2.500	0.019	0.11	294.89	11.610	M	P	X
LE 018C 13										69.85	2.750	0.018	0.10	324.36	12.770	M	P	X

† Indicates DIN Extension Springs meeting the design parameters outlined in Standard DIN 2097.

Spring rates and maximum loads relate only to music wire. When using stainless steel, multiply by 0.833.

EXTENSION SPRINGS

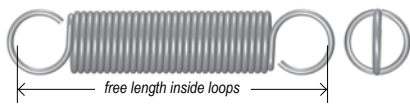


● Loops at Random Position, except for † springs

● Music Wire (Plated), or Stainless Steel (Passivated)

LEE STOCK NUMBER	OUTSIDE DIAMETER		NOMINAL WIRE DIAMETER		MAXIMUM LOAD		INITIAL TENSION		LOOP POSITION	NOMINAL FREE LENGTH		SPRING RATE		MAXIMUM EXTENDED LENGTH		PRICE GROUP		
	MM	IN	MM	IN	N	LB	N	LB		MM	IN	N/MM	LB/IN	MM	IN	Music Wire	302 Stainless	316 Stainless
																M	S	S316
LE 022C 01	6.35	0.250	0.56	0.022	9.34	2.10	0.89	0.20	RANDOM	15.88	0.625	0.578	3.30	30.61	1.205	J	L	U
LE 022C 02										19.05	0.750	0.350	2.00	43.18	1.700	J	L	U
LE 022C 03										22.23	0.875	0.263	1.50	54.48	2.145	J	L	U
LE 022C 04										25.40	1.000	0.200	1.14	67.82	2.670	K	M	V
LE 022C 05										28.58	1.125	0.165	0.94	79.88	3.145	K	M	V
LE 022C 06										31.75	1.250	0.140	0.80	92.20	3.630	K	M	V
LE 022C 07										34.93	1.375	0.123	0.70	103.76	4.085	K	M	V
LE 022C 08										38.10	1.500	0.105	0.60	118.62	4.670	L	N	W
LE 022C 09										44.45	1.750	0.088	0.50	140.97	5.550	L	N	W
LE 022C 10										50.80	2.000	0.070	0.40	171.45	6.750	L	N	W
LE 022C 11										57.15	2.250	0.063	0.36	191.26	7.530	M	P	X
LE 022C 12										63.50	2.500	0.056	0.32	214.38	8.440	M	P	X
LE 022C 13										69.85	2.750	0.049	0.28	242.32	9.540	M	P	X
LE 026C 002	6.35	0.250	0.66	0.026	13.79	3.10	1.78	0.40	RANDOM	12.70	0.500	3.555	20.30	16.00	0.630	J	L	U
LE 026C 001										15.88	0.625	1.331	7.60	25.02	0.985	J	L	U
LE 026C 00										19.05	0.750	0.841	4.80	33.27	1.310	J	L	U
LE 026C 0										22.23	0.875	0.613	3.50	41.78	1.645	K	M	V
LE 026C 01										25.40	1.000	0.490	2.80	49.78	1.960	K	M	V
LE 026C 02										28.58	1.125	0.403	2.30	58.29	2.295	K	M	V
LE 026C 03										31.75	1.250	0.333	1.90	67.82	2.670	K	M	V
LE 026C 04										34.93	1.375	0.298	1.70	75.31	2.965	K	M	V
LE 026C 05										38.10	1.500	0.263	1.50	83.82	3.300	L	N	W
LE 026C 06										44.45	1.750	0.210	1.20	101.60	4.000	L	N	W
LE 026C 07										50.80	2.000	0.175	1.00	119.38	4.700	L	N	W
LE 026C 08										57.15	2.250	0.151	0.86	136.91	5.390	M	P	X
LE 026C 09										63.50	2.500	0.133	0.76	153.67	6.050	M	P	X
LE 026C 10										69.85	2.750	0.119	0.68	170.69	6.720	M	P	X
LE 026C 11										76.20	3.000	0.105	0.60	190.50	7.500	N	Q	Y
LE 026C 12	88.90	3.500	0.090	0.52	222.07	8.743	P	R	Z									
LE 026C 13	101.60	4.000	0.078	0.44	256.41	10.095	Q	S	BA									
LE 026C 14	114.30	4.500	0.068	0.39	290.60	11.441	Q	S	BA									
LE 026C 15	127.00	5.000	0.061	0.35	325.20	12.803	R	T	BB									
LE 029C 001	6.35	0.250	0.74	0.029	19.13	4.30	2.45	0.55	RANDOM	15.88	0.625	2.294	13.10	23.24	0.915	J	L	U
LE 029C 00										19.05	0.750	1.384	7.90	30.99	1.220	J	L	U
LE 029C 0										22.23	0.875	1.051	6.00	38.23	1.505	K	M	V
LE 029C 01										25.40	1.000	0.823	4.70	45.72	1.800	K	M	V
LE 029C 02										28.58	1.125	0.683	3.90	52.96	2.085	K	M	V
LE 029C 03										31.75	1.250	0.595	3.40	59.69	2.350	K	M	V
LE 029C 04										34.93	1.375	0.508	2.90	67.69	2.665	K	M	V
LE 029C 05										38.10	1.500	0.447	2.55	75.44	2.970	L	N	W
LE 029C 06										44.45	1.750	0.368	2.10	89.92	3.540	L	N	W
LE 029C 07										50.80	2.000	0.315	1.80	103.63	4.080	L	N	W
LE 029C 08										57.15	2.250	0.280	1.60	116.59	4.590	M	P	X
LE 029C 09										63.50	2.500	0.240	1.37	133.10	5.240	M	P	X
LE 029C 10										69.85	2.750	0.214	1.22	147.83	5.820	M	P	X
LE 029C 11										76.20	3.000	0.193	1.10	162.81	6.410	N	Q	Y
LE 029C 12										88.90	3.500	0.162	0.92	192.07	7.562	P	R	Z
LE 029C 13	101.60	4.000	0.139	0.80	221.39	8.716	Q	S	BA									
LE 029C 14	114.30	4.500	0.122	0.70	250.95	9.880	Q	S	BA									
LE 029C 15	127.00	5.000	0.109	0.62	280.37	11.038	R	T	BB									
LE 031C 001	6.35	0.250	0.79	0.031	23.13	5.20	3.11	0.70	RANDOM	15.88	0.625	3.300	18.84	21.97	0.865	J	L	U
LE 031C 00										19.05	0.750	2.102	12.00	28.70	1.130	J	L	U
LE 031C 0										22.23	0.875	1.541	8.80	35.18	1.385	K	M	V
LE 031C 01										25.40	1.000	1.208	6.90	41.91	1.650	K	M	V
LE 031C 02										28.58	1.125	0.998	5.70	48.64	1.915	K	M	V
LE 031C 03										31.75	1.250	0.858	4.90	55.12	2.170	K	M	V
LE 031C 04	34.93	1.375	0.753	4.30	61.60	2.425	K	M	V									
LE 031C 05	38.10	1.500	0.666	3.80	68.07	2.680	L	N	W									
LE 031C 06	44.45	1.750	0.525	3.00	82.55	3.250	L	N	W									

† Indicates DIN Extension Springs meeting the design parameters outlined in Standard DIN 2097.



EXTENSION SPRINGS

● Loops at Random Position, except for † springs

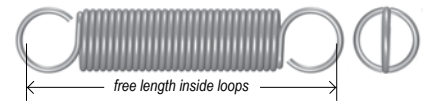
● Music Wire (Plated), or Stainless Steel (Passivated)

LEE STOCK NUMBER	OUTSIDE DIAMETER		NOMINAL WIRE DIAMETER		MAXIMUM LOAD		INITIAL TENSION		LOOP POSITION	NOMINAL FREE LENGTH		SPRING RATE		MAXIMUM EXTENDED LENGTH		PRICE GROUP									
	MM	IN	MM	IN	N	LB	N	LB		MM	IN	N/MM	LB/IN	MM	IN	Music Wire	302 Stainless	316 Stainless							
																M	S	S316							
LE 031C 07	6.35	0.250	0.79	0.031	23.13	5.20	3.11	0.70	RANDOM	50.80	2.000	0.455	2.60	94.74	3.730	L	N	W							
LE 031C 08										57.15	2.250	0.385	2.20	109.22	4.300	M	P	X							
LE 031C 09										63.50	2.500	0.350	2.00	120.65	4.750	M	P	X							
LE 031C 10										69.85	2.750	0.306	1.75	135.13	5.320	M	P	X							
LE 031C 11										76.20	3.000	0.275	1.57	149.10	5.870	N	Q	Y							
LE 031C 12										88.90	3.500	0.231	1.32	175.49	6.909	P	R	Z							
LE 031C 13										101.60	4.000	0.200	1.14	201.85	7.947	Q	S	BA							
LE 031C 14										114.30	4.500	0.175	1.00	228.60	9.000	R	S	BA							
LE 031C 15										127.00	5.000	0.156	0.89	255.42	10.056	R	T	BB							
LE 034C 001										0.86	0.034	30.25	6.80	3.78	0.85	RANDOM	15.88	0.625	4.974	28.40	21.21	0.835	J	L	U
LE 034C 00																	19.05	0.750	3.117	17.80	27.43	1.080	J	L	U
LE 034C 0																	22.23	0.875	2.364	13.50	33.40	1.315	K	M	V
LE 034C 01																	25.40	1.000	1.891	10.80	39.37	1.550	K	M	V
LE 034C 02																	28.58	1.125	1.594	9.10	45.09	1.775	K	M	V
LE 034C 03																	31.75	1.250	1.384	7.90	50.80	2.000	K	M	V
LE 034C 04	34.93	1.375	1.173	6.70	57.53	2.265	K	M	V																
LE 034C 05	38.10	1.500	1.068	6.10	62.99	2.480	L	N	W																
LE 034C 06	44.45	1.750	0.858	4.90	75.18	2.960	L	N	W																
LE 034C 07	50.80	2.000	0.736	4.20	86.87	3.420	L	N	W																
LE 034C 08	57.15	2.250	0.630	3.60	99.06	3.900	M	P	X																
LE 034C 09	63.50	2.500	0.560	3.20	110.74	4.360	M	P	X																
LE 034C 10	69.85	2.750	0.499	2.85	122.94	4.840	M	P	X																
LE 034C 11	76.20	3.000	0.455	2.60	134.37	5.290	N	Q	Y																
LE 034C 12	88.90	3.500	0.382	2.18	158.22	6.229	P	R	Z																
LE 034C 13	101.60	4.000	0.329	1.88	181.99	7.165	Q	S	BA																
LE 034C 14	114.30	4.500	0.289	1.65	205.89	8.106	R	T	BB																
LE 034C 15	127.00	5.000	0.257	1.47	229.82	9.048	S	U	BC																
LE 037C 00	0.94	0.037	37.81	8.50	4.45	1.00	RANDOM	15.88	0.625								7.828	44.70	20.19	0.795	J	L	U		
LE 037C 0								19.05	0.750								5.096	29.10	25.65	1.010	J	L	U		
LE 037C 01								25.40	1.000								3.100	17.70	36.07	1.420	K	M	V		
LE 037C 02								28.58	1.125								2.627	15.00	41.28	1.625	K	M	V		
LE 037C 03								31.75	1.250								2.224	12.70	46.74	1.840	K	M	V		
LE 037C 04								34.93	1.375								1.926	11.00	52.20	2.055	K	M	V		
LE 037C 05								38.10	1.500								1.699	9.70	57.66	2.270	L	N	W		
LE 037C 06								44.45	1.750								1.401	8.00	68.33	2.690	L	N	W		
LE 037C 07								50.80	2.000								1.173	6.70	79.25	3.120	L	N	W		
LE 037C 08								57.15	2.250								1.016	5.80	89.92	3.540	M	P	X		
LE 037C 09								63.50	2.500								0.893	5.10	100.84	3.970	M	P	X		
LE 037C 10								69.85	2.750								0.806	4.60	111.25	4.380	M	P	X		
LE 037C 11								76.20	3.000	0.718	4.10	122.68	4.830	N	Q	Y									
LE 037C 12								82.55	3.250	0.657	3.75	133.35	5.250	N	Q	Y									
LE 037C 13								88.90	3.500	0.599	3.42	144.53	5.690	N	Q	Y									
LE 037C 14								101.60	4.000	0.522	2.98	165.53	6.517	Q	S	BA									
LE 037C 15								114.30	4.500	0.459	2.62	187.02	7.363	R	T	BB									
LE 037C 16								127.00	5.000	0.408	2.33	208.76	8.219	S	U	BC									
LE 041C 01								1.04	0.041	52.04	11.70	4.67	1.05	RANDOM	19.05	0.750	9.037	51.60	24.38	0.960	J	L	U		
LE 041C 02															25.40	1.000	5.254	30.00	34.54	1.360	K	M	V		
LE 041C 03															28.58	1.125	4.378	25.00	39.50	1.555	K	M	V		
LE 041C 04															31.75	1.250	3.765	21.50	44.45	1.750	K	M	V		
LE 041C 05															34.93	1.375	3.328	19.00	49.15	1.935	K	M	V		
LE 041C 06															38.10	1.500	2.942	16.80	54.10	2.130	L	N	W		
LE 041C 07															44.45	1.750	2.417	13.80	64.01	2.520	L	N	W		
LE 041C 08															50.80	2.000	2.049	11.70	73.91	2.910	L	N	W		
LE 041C 09															57.15	2.250	1.769	10.10	83.82	3.300	M	P	X		
LE 041C 10															63.50	2.500	1.559	8.90	93.98	3.700	M	P	X		
LE 041C 11															69.85	2.750	1.401	8.00	103.63	4.080	M	P	X		
LE 041C 12															76.20	3.000	1.270	7.25	113.54	4.470	N	Q	Y		
LE 041C 13	88.90	3.500	1.068	6.10	133.35	5.250	N								Q	Y									
LE 041C 14	101.60	4.000	0.919	5.25	153.14	6.029	Q								S	BA									
LE 041C 15	114.30	4.500	0.809	4.62	172.85	6.805	R								T	BB									
LE 041C 16	127.00	5.000	0.722	4.12	192.66	7.585	S								U	BC									

† Indicates DIN Extension Springs meeting the design parameters outlined in Standard DIN 2097.

Spring rates and maximum loads relate only to music wire. When using stainless steel, multiply by 0.833.

EXTENSION SPRINGS




● Loops at Random Position, except for † springs

● Music Wire (Plated), or Stainless Steel (Passivated)

LEE STOCK NUMBER	OUTSIDE DIAMETER		NOMINAL WIRE DIAMETER		MAXIMUM LOAD		INITIAL TENSION		LOOP POSITION	NOMINAL FREE LENGTH		SPRING RATE		MAXIMUM EXTENDED LENGTH		PRICE GROUP				
	MM	IN	MM	IN	N	LB	N	LB		MM	IN	N/MM	LB/IN	MM	IN	Music Wire	302 Stainless	316 Stainless		
																M	S	S316		
LEM063CA 01†	7.00	0.276	0.63	0.025	12.20	2.74	1.67	0.38	INLINE	16.10	0.634	0.620	3.54	32.69	1.287	J	L	SPECIAL		
LEM063CA 02†										19.90	0.783	0.390	2.23	46.51	1.831	J	L	SPECIAL		
LEM063CA 03†										25.60	1.008	0.250	1.43	67.21	2.646	K	M	SPECIAL		
LEM063CA 04†										35.00	1.378	0.160	0.91	101.50	3.996	K	M	SPECIAL		
LEM063CA 05†										47.60	1.874	0.110	0.63	147.29	5.799	L	N	SPECIAL		
LEM100CA 01†			1.00	0.039	45.30	10.18	5.70	1.28	INLINE	19.00	0.748	4.710	26.89	27.18	1.070	J	L	SPECIAL		
LEM100CA 02†										25.00	0.984	2.940	16.79	38.10	1.500	K	M	SPECIAL		
LEM100CA 03†										34.00	1.339	1.830	10.45	54.41	2.142	K	M	SPECIAL		
LEM100CA 04†										49.00	1.929	1.180	6.74	81.71	3.217	L	N	SPECIAL		
LEM100CA 05†										290.00	11.417	0.180	1.03	510.01	20.079	BC	BD	SPECIAL		
LEM140CA 01†			1.40	0.055	114.00	25.63	16.88	3.80	INLINE	22.10	0.870	22.300	127.34	26.47	1.042	L	N	SPECIAL		
LEM140CA 02†										30.50	1.201	13.900	79.37	37.49	1.476	M	P	SPECIAL		
LEM140CA 03†										43.10	1.697	8.910	50.88	54.00	2.126	N	Q	SPECIAL		
LEM070CB 01†			7.50	0.295	0.70	0.028	15.40	3.46	2.18	0.49	INLINE	17.50	0.689	0.780	4.45	34.39	1.354	K	M	SPECIAL
LEM070CB 02†												21.70	0.854	0.490	2.80	48.69	1.917	K	M	SPECIAL
LEM070CB 03†	28.00	1.102										0.310	1.77	70.21	2.764	K	M	SPECIAL		
LEM070CB 04†	38.50	1.516										0.200	1.14	105.99	4.173	L	N	SPECIAL		
LEM070CB 05†	52.50	2.067										0.130	0.74	153.49	6.043	M	P	SPECIAL		
LEM110CB 01†	1.10	0.043	55.50	12.48	8.25	1.86	INLINE	20.60	0.811	5.690	32.49	28.91	1.138	K	M	SPECIAL				
LEM110CB 02†								27.20	1.071	3.550	20.27	40.49	1.594	K	M	SPECIAL				
LEM110CB 03†								37.10	1.461	2.280	13.02	57.91	2.280	L	N	SPECIAL				
LEM110CB 04†								53.60	2.110	1.420	8.11	86.79	3.417	M	P	SPECIAL				
LE 030CD 01	7.95	0.313	0.76	0.030	17.79	4.00	1.78	0.40	RANDOM	25.40	1.000	0.613	3.50	51.56	2.030	K	M	V		
LE 030CD 02										28.58	1.125	0.473	2.70	62.36	2.455	K	M	V		
LE 030CD 03										31.75	1.250	0.403	2.30	71.63	2.820	K	M	V		
LE 030CD 04										34.93	1.375	0.333	1.90	82.93	3.265	K	M	V		
LE 030CD 05										38.10	1.500	0.298	1.70	91.95	3.620	L	N	W		
LE 030CD 06										44.45	1.750	0.228	1.30	114.81	4.520	L	N	W		
LE 030CD 07										50.80	2.000	0.193	1.10	133.86	5.270	L	N	W		
LE 030CD 08										57.15	2.250	0.165	0.94	154.43	6.080	M	P	X		
LE 030CD 09										63.50	2.500	0.145	0.83	173.74	6.840	M	P	X		
LE 030CD 10										69.85	2.750	0.127	0.73	195.63	7.702	N	Q	Y		
LE 030CD 11										76.20	3.000	0.114	0.65	216.23	8.513	P	R	Z		
LE 037CD 0	0.94	0.037	31.14	7.00	3.69	0.83	RANDOM	19.05	0.750	3.221	18.39	27.58	1.086	K	M	V				
LE 037CD 01								25.40	1.000	1.576	9.00	42.93	1.690	K	M	V				
LE 037CD 02								28.58	1.125	1.226	7.00	50.93	2.005	K	M	V				
LE 037CD 03								31.75	1.250	1.051	6.00	57.91	2.280	K	M	V				
LE 037CD 04								34.93	1.375	0.911	5.20	65.15	2.565	K	M	V				
LE 037CD 05								38.10	1.500	0.806	4.60	72.14	2.840	L	N	W				
LE 037CD 06								44.45	1.750	0.630	3.60	87.88	3.460	L	N	W				
LE 037CD 07								50.80	2.000	0.543	3.10	101.35	3.990	L	N	W				
LE 037CD 08								57.15	2.250	0.455	2.60	117.35	4.620	M	P	X				
LE 037CD 09								63.50	2.500	0.420	2.40	128.78	5.070	M	P	X				
LE 037CD 10								69.85	2.750	0.368	2.10	144.53	5.690	M	P	X				
LE 037CD 11	76.20	3.000	0.333	1.90	158.75	6.250	N	Q	Y											
LE 043CD 01	1.09	0.043	45.82	10.30	5.78	1.30	RANDOM	25.40	1.000	3.928	22.43	35.56	1.400	K	M	V				
LE 043CD 02								28.58	1.125	3.149	17.98	41.28	1.625	K	M	V				
LE 043CD 03								31.75	1.250	2.627	15.00	46.99	1.850	K	M	V				
LE 043CD 04								34.93	1.375	2.254	12.87	52.71	2.075	K	M	V				
LE 043CD 05								38.10	1.500	1.974	11.27	58.42	2.300	L	N	W				
LE 043CD 06								44.45	1.750	1.581	9.03	69.85	2.750	L	N	W				
LE 043CD 07								50.80	2.000	1.319	7.53	81.28	3.200	L	N	W				
LE 043CD 08								57.15	2.250	1.131	6.46	92.46	3.640	M	P	X				
LE 043CD 09								63.50	2.500	0.990	5.65	103.89	4.090	M	P	X				
LE 043CD 10								69.85	2.750	0.879	5.02	115.32	4.540	M	P	X				
LE 043CD 11								76.20	3.000	0.792	4.52	126.75	4.990	N	Q	Y				
LE 049CD 01	1.24	0.049	66.72	15.00	8.01	1.80	RANDOM	25.40	1.000	6.305	36.00	34.80	1.370	K	M	V				
LE 049CD 02								28.58	1.125	5.254	30.00	39.75	1.565	K	M	V				
LE 049CD 03								31.75	1.250	4.553	26.00	44.70	1.760	K	M	V				

† Indicates DIN Extension Springs meeting the design parameters outlined in Standard DIN 2097.



EXTENSION SPRINGS

● Loops at Random Position, except for † springs

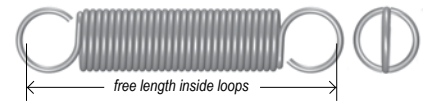
● Music Wire (Plated), or Stainless Steel (Passivated)

LEE STOCK NUMBER	OUTSIDE DIAMETER		NOMINAL WIRE DIAMETER		MAXIMUM LOAD		INITIAL TENSION		LOOP POSITION	NOMINAL FREE LENGTH		SPRING RATE		MAXIMUM EXTENDED LENGTH		PRICE GROUP									
	MM	IN	MM	IN	N	LB	N	LB		MM	IN	N/MM	LB/IN	MM	IN	Music Wire	302 Stainless	316 Stainless							
																M	S	S316							
LE 049CD 04	7.95	0.313	1.24	0.049	66.72	15.00	8.01	1.80	RANDOM	34.93	1.375	4.028	23.00	49.40	1.945	K	M	V							
LE 049CD 05										38.10	1.500	3.678	21.00	54.10	2.130	L	N	W							
LE 049CD 06										44.45	1.750	2.890	16.50	64.77	2.550	L	N	W							
LE 049CD 07										50.80	2.000	2.452	14.00	74.68	2.940	L	N	W							
LE 049CD 08										57.15	2.250	2.102	12.00	85.09	3.350	M	P	X							
LE 049CD 09										63.50	2.500	1.926	11.00	93.98	3.700	M	P	X							
LE 049CD 10										69.85	2.750	1.751	10.00	103.38	4.070	M	P	X							
LE 049CD 11										76.20	3.000	1.576	9.00	113.54	4.470	N	Q	Y							
LE 055CD 01										1.40	0.055	93.41	21.00	13.34	3.00	RANDOM	25.40	1.000	14.398	82.21	30.99	1.220	L	N	W
LE 055CD 02																	28.58	1.125	11.695	66.78	35.43	1.395	L	N	W
LE 055CD 03																	31.75	1.250	9.846	56.22	39.88	1.570	M	P	X
LE 055CD 04	34.93	1.375	8.503	48.55	44.32	1.745	M	P	X																
LE 055CD 05	38.10	1.500	7.482	42.72	48.77	1.920	N	Q	Y																
LE 055CD 06	44.45	1.750	6.033	34.45	57.66	2.270	N	Q	Y																
LE 055CD 07	50.80	2.000	5.053	28.85	66.55	2.620	N	Q	Y																
LE 055CD 08	57.15	2.250	4.349	24.83	75.44	2.970	P	R	Z																
LE 055CD 09	63.50	2.500	3.816	21.79	84.58	3.330	P	R	Z																
LE 055CD 10	69.85	2.750	3.399	19.41	93.47	3.680	P	R	Z																
LE 055CD 11	76.20	3.000	3.065	17.50	102.36	4.030	Q	S	BA																
LEM075CD 01	8.00	0.315	0.75	0.030	16.70	3.75	1.65	0.37	RANDOM	25.00	0.984	0.573	3.27	51.16	2.014	K	M	SPECIAL							
LEM075CD 02										30.00	1.181	0.396	2.26	68.10	2.681	K	M	SPECIAL							
LEM075CD 03										35.00	1.378	0.303	1.73	84.53	3.328	K	M	SPECIAL							
LEM075CD 04										40.00	1.575	0.245	1.40	101.22	3.985	K	M	SPECIAL							
LEM075CD 05										45.00	1.772	0.207	1.18	117.65	4.632	L	N	SPECIAL							
LEM075CD 06										50.00	1.969	0.177	1.01	135.10	5.319	L	N	SPECIAL							
LEM075CD 07										55.00	2.165	0.156	0.89	151.51	5.965	L	N	SPECIAL							
LEM075CD 08										60.00	2.362	0.138	0.79	168.71	6.642	M	P	SPECIAL							
LEM075CD 09										65.00	2.559	0.126	0.72	184.12	7.249	M	P	SPECIAL							
LEM160CD 01†	1.60	0.063	146.00	32.82	21.81	4.90	INLINE	25.30	0.996	25.400	145.04	30.18	1.188	L	N	SPECIAL									
LEM160CD 02†								34.90	1.374	15.900	90.79	42.70	1.681	L	N	SPECIAL									
LEM160CD 03†								49.30	1.941	10.200	58.24	61.49	2.421	M	P	SPECIAL									
LEM120CE 01†	8.50	0.335	1.20	0.047	62.80	14.12	9.22	2.07	INLINE	23.00	0.906	5.430	31.01	32.84	1.293	L	N	SPECIAL							
LEM120CE 02†										30.20	1.189	3.390	19.36	46.00	1.811	L	N	SPECIAL							
LEM120CE 03†										41.00	1.614	2.170	12.39	65.61	2.583	M	P	SPECIAL							
LEM120CE 04†										59.00	2.323	1.350	7.71	98.60	3.882	M	P	SPECIAL							
LEM120CE 05†										290.00	11.417	0.240	1.37	515.01	20.276	BD	BE	SPECIAL							
LEM080CF 01†	9.00	0.354	0.80	0.031	19.00	4.27	2.73	0.61	INLINE	20.60	0.811	0.760	4.34	42.01	1.654	J	L	SPECIAL							
LEM080CF 02†										25.40	1.000	0.470	2.68	59.69	2.350	K	M	SPECIAL							
LEM080CF 03†										32.60	1.283	0.300	1.71	86.11	3.390	K	M	SPECIAL							
LEM080CF 04†										44.60	1.756	0.190	1.08	130.20	5.126	L	N	SPECIAL							
LEM080CF 05†										60.60	2.386	0.130	0.74	188.60	7.425	M	P	SPECIAL							
LEM180CF 01†	1.80	0.071	180.00	40.47	26.47	5.95	INLINE	28.40	1.118	28.600	163.31	33.78	1.330	N	R	SPECIAL									
LEM180CF 02†								39.20	1.543	17.800	101.64	47.78	1.881	Q	T	SPECIAL									
LEM180CF 03†								55.40	2.181	11.500	65.67	68.81	2.709	R	U	SPECIAL									
LEM095D 01	9.50	0.374	0.95	0.037	26.00	5.84	3.16	0.71	RANDOM	19.00	0.748	4.492	25.65	24.08	0.948	J	L	SPECIAL							
LEM095D 02										22.00	0.866	2.187	12.49	32.41	1.276	J	L	SPECIAL							
LEM095D 03										25.00	0.984	1.447	8.26	40.74	1.604	K	M	SPECIAL							
LEM095D 04										30.00	1.181	0.925	5.28	54.64	2.151	K	M	SPECIAL							
LEM095D 05										35.00	1.378	0.680	3.88	68.53	2.698	K	M	SPECIAL							
LEM095D 06										40.00	1.575	0.536	3.06	82.68	3.255	L	N	SPECIAL							
LEM095D 07										45.00	1.772	0.443	2.53	96.57	3.802	L	N	SPECIAL							
LEM095D 08										50.00	1.969	0.378	2.16	110.46	4.349	L	N	SPECIAL							
LEM095D 09										55.00	2.165	0.329	1.88	124.33	4.895	M	P	SPECIAL							
LEM095D 10										60.00	2.362	0.292	1.67	137.97	5.432	M	P	SPECIAL							
LEM095D 11										65.00	2.559	0.263	1.50	151.87	5.979	M	P	SPECIAL							
LEM095D 12										70.00	2.756	0.238	1.36	165.76	6.526	N	Q	SPECIAL							
LEM120D 01	1.20	0.047	54.00	12.14	6.85	1.54	RANDOM	25.00	0.984	4.687	26.76	35.15	1.384	M	N	SPECIAL									
LEM120D 02								30.00	1.181	3.082	17.60	45.24	1.781	M	P	SPECIAL									
LEM120D 03								35.00	1.378	2.296	13.11	55.58	2.188	M	P	SPECIAL									

† Indicates DIN Extension Springs meeting the design parameters outlined in Standard DIN 2097.

Spring rates and maximum loads relate only to music wire. When using stainless steel, multiply by 0.833.

EXTENSION SPRINGS




● Loops at Random Position, except for † springs

● Music Wire (Plated), or Stainless Steel (Passivated)

LEE STOCK NUMBER	OUTSIDE DIAMETER		NOMINAL WIRE DIAMETER		MAXIMUM LOAD		INITIAL TENSION		LOOP POSITION	NOMINAL FREE LENGTH		SPRING RATE		MAXIMUM EXTENDED LENGTH		PRICE GROUP									
	MM	IN	MM	IN	N	LB	N	LB		MM	IN	N/MM	LB/IN	MM	IN	Music Wire	302 Stainless	316 Stainless							
																M	S	S316							
LEM120D 04	9.50	0.374	1.20	0.047	54.00	12.14	6.85	1.54	RANDOM	40.00	1.575	1.828	10.44	65.91	2.595	N	Q	SPECIAL							
LEM120D 05										45.00	1.772	1.520	8.68	76.00	2.992	N	Q	SPECIAL							
LEM120D 06										50.00	1.969	1.301	7.43	86.33	3.399	P	R	SPECIAL							
LEM120D 07										55.00	2.165	1.137	6.49	96.39	3.795	P	R	SPECIAL							
LEM120D 08										60.00	2.362	1.009	5.76	106.73	4.202	P	R	SPECIAL							
LEM120D 09										70.00	2.756	0.825	4.71	127.15	5.006	Q	S	SPECIAL							
LEM120D 10										80.00	3.150	0.697	3.98	147.57	5.810	Q	S	SPECIAL							
LEM120D 11										90.00	3.543	0.602	3.44	168.22	6.623	Q	S	SPECIAL							
LEM120D 12										100.00	3.937	0.532	3.04	188.65	7.427	R	T	SPECIAL							
LEM120D 13										115.00	4.528	0.452	2.58	219.41	8.638	R	T	SPECIAL							
LEM150D 01										1.50	0.059	98.00	22.05	14.68	3.30	RANDOM	25.00	0.984	14.604	83.39	30.58	1.204	P	R	SPECIAL
LEM150D 02																	30.00	1.181	9.893	56.49	38.38	1.511	P	R	SPECIAL
LEM150D 03																	35.00	1.378	7.480	42.71	46.18	1.818	Q	S	SPECIAL
LEM150D 04	40.00	1.575	6.014	34.34	53.98	2.125	Q	S	SPECIAL																
LEM150D 05	45.00	1.772	5.028	28.71	61.52	2.422	Q	S	SPECIAL																
LEM150D 06	50.00	1.969	4.321	24.67	69.32	2.729	R	T	SPECIAL																
LEM150D 07	55.00	2.165	3.786	21.62	77.09	3.035	R	T	SPECIAL																
LEM150D 08	60.00	2.362	3.370	19.24	84.63	3.332	R	T	SPECIAL																
LEM150D 09	70.00	2.756	2.764	15.78	100.23	3.946	R	T	SPECIAL																
LEM150D 10	80.00	3.150	2.342	13.37	115.57	4.550	S	U	SPECIAL																
LE 026D 01	9.53	0.375	0.66	0.026	10.23	2.30	0.98	0.22	RANDOM	25.40	1.000	0.228	1.30	66.04	2.600	J	L	BA							
LE 026D 02										28.58	1.125	0.161	0.92	85.98	3.385	K	M	BB							
LE 026D 03										31.75	1.250	0.126	0.72	105.16	4.140	K	M	BB							
LE 026D 04										34.93	1.375	0.105	0.60	123.06	4.845	K	M	BB							
LE 026D 05										38.10	1.500	0.088	0.50	143.76	5.660	L	N	BC							
LE 026D 06										44.45	1.750	0.068	0.39	179.83	7.080	L	N	BC							
LE 031D 0	0.79	0.031	15.12	3.40	1.33	0.30	RANDOM	22.23	0.875	0.851	4.86	38.48	1.515	J	L	BA									
LE 031D 01								25.40	1.000	0.543	3.10	50.80	2.000	J	L	BA									
LE 031D 02								28.58	1.125	0.403	2.30	62.87	2.475	K	M	BB									
LE 031D 03								31.75	1.250	0.315	1.80	75.44	2.970	K	M	BB									
LE 031D 04								34.93	1.375	0.263	1.50	87.50	3.445	K	M	BB									
LE 031D 05								38.10	1.500	0.228	1.30	98.55	3.880	L	N	BC									
LE 031D 06								44.45	1.750	0.168	0.96	126.49	4.980	L	N	BC									
LE 031D 07								50.80	2.000	0.137	0.78	151.64	5.970	L	N	BC									
LE 031D 08								57.15	2.250	0.116	0.66	176.53	6.950	M	P	BD									
LE 031D 09								63.50	2.500	0.100	0.57	201.68	7.940	M	P	BD									
LE 031D 10								69.85	2.750	0.088	0.50	227.33	8.950	M	P	BD									
LE 031D 11	76.20	3.000	0.079	0.45	251.21	9.890	N	Q	BE																
LE 034D 01	0.86	0.034	20.46	4.60	2.22	0.50	RANDOM	25.40	1.000	0.841	4.80	46.99	1.850	J	L	BA									
LE 034D 02								28.58	1.125	0.630	3.60	57.53	2.265	K	M	BB									
LE 034D 03								31.75	1.250	0.490	2.80	68.83	2.710	K	M	BB									
LE 034D 04								34.93	1.375	0.420	2.40	78.36	3.085	K	M	BB									
LE 034D 05								38.10	1.500	0.350	2.00	90.17	3.550	L	N	BC									
LE 034D 06								44.45	1.750	0.280	1.60	109.47	4.310	L	N	BC									
LE 034D 07								50.80	2.000	0.228	1.30	130.81	5.150	M	P	BD									
LE 034D 08								57.15	2.250	0.188	1.07	154.20	6.071	M	P	BD									
LE 034D 09								63.50	2.500	0.163	0.93	175.72	6.918	M	P	BD									
LE 034D 10								69.85	2.750	0.143	0.82	197.15	7.762	M	P	BD									
LE 034D 11								76.20	3.000	0.128	0.73	218.67	8.609	N	Q	BE									
LE 034D 12								88.90	3.500	0.106	0.60	261.59	10.299	N	Q	BE									
LE 034D 13								101.60	4.000	0.090	0.51	304.60	11.992	P	R	BF									
LE 034D 14								114.30	4.500	0.078	0.45	347.80	13.693	P	R	BF									
LE 034D 15								127.00	5.000	0.069	0.40	390.65	15.380	Q	S	BG									
LE 037D 0	0.94	0.037	25.80	5.80	3.11	0.70	RANDOM	19.05	0.750	4.256	24.30	24.38	0.960	J	L	BA									
LE 037D 01								25.40	1.000	1.349	7.70	42.16	1.660	J	L	BA									
LE 037D 02								28.58	1.125	0.981	5.60	51.69	2.035	K	M	BB									
LE 037D 03								31.75	1.250	0.771	4.40	61.21	2.410	K	M	BB									
LE 037D 04								34.93	1.375	0.648	3.70	69.98	2.755	K	M	BB									
LE 037D 05	38.10	1.500	0.560	3.20	78.49	3.090	L	N	BC																

† Indicates DIN Extension Springs meeting the design parameters outlined in Standard DIN 2097.



EXTENSION SPRINGS

● Loops at Random Position, except for † springs

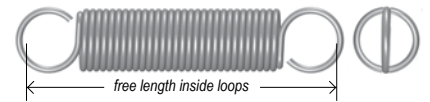
● Music Wire (Plated), or Stainless Steel (Passivated)

LEE STOCK NUMBER	OUTSIDE DIAMETER		NOMINAL WIRE DIAMETER		MAXIMUM LOAD		INITIAL TENSION		LOOP POSITION	NOMINAL FREE LENGTH		SPRING RATE		MAXIMUM EXTENDED LENGTH		PRICE GROUP									
	MM	IN	MM	IN	N	LB	N	LB		MM	IN	N/MM	LB/IN	MM	IN	Music Wire	302 Stainless	316 Stainless							
																M	S	S316							
LE 037D 06	9.53	0.375	0.94	0.037	25.80	5.80	3.11	0.70	RANDOM	44.45	1.750	0.420	2.40	98.55	3.880	L	N	BC							
LE 037D 07										50.80	2.000	0.350	2.00	115.57	4.550	M	P	BD							
LE 037D 08										57.15	2.250	0.298	1.70	133.35	5.250	M	P	BD							
LE 037D 09										63.50	2.500	0.245	1.40	155.96	6.140	M	P	BD							
LE 037D 10										69.85	2.750	0.221	1.26	172.72	6.800	M	P	BD							
LE 037D 11										76.20	3.000	0.200	1.14	189.74	7.470	N	Q	BE							
LE 037D 12										88.90	3.500	0.165	0.94	226.42	8.914	P	R	BF							
LE 037D 13										101.60	4.000	0.140	0.80	263.32	10.367	Q	S	BG							
LE 037D 14										114.30	4.500	0.122	0.70	299.90	11.807	R	S	BG							
LE 037D 15										127.00	5.000	0.108	0.62	336.60	13.252	R	T	BH							
LE 039D 01										0.99	0.039	30.25	6.80	3.56	0.80	RANDOM	25.40	1.000	1.681	9.60	41.40	1.630	J	L	BA
LE 039D 02																	28.58	1.125	1.226	7.00	50.42	1.985	K	M	BB
LE 039D 03																	31.75	1.250	0.998	5.70	58.42	2.300	K	M	BB
LE 039D 04																	34.93	1.375	0.841	4.80	66.68	2.625	K	M	BB
LE 039D 05																	38.10	1.500	0.718	4.10	75.18	2.960	L	N	BC
LE 039D 06	44.45	1.750	0.560	3.20	92.20	3.630	L	N	BC																
LE 039D 07	50.80	2.000	0.455	2.60	109.47	4.310	M	P	BD																
LE 039D 08	57.15	2.250	0.385	2.20	126.49	4.980	M	P	BD																
LE 039D 09	63.50	2.500	0.333	1.90	143.76	5.660	M	P	BD																
LE 039D 10	69.85	2.750	0.296	1.69	160.02	6.300	M	P	BD																
LE 039D 11	76.20	3.000	0.264	1.51	177.04	6.970	N	Q	BE																
LE 041D 0	1.04	0.041	34.70	7.80	4.00	0.90	RANDOM	19.05	0.750	6.655	38.00	23.62	0.930	L	P	BD									
LE 041D 01								25.40	1.000	2.224	12.70	39.12	1.540	L	P	BD									
LE 041D 02								28.58	1.125	1.664	9.50	47.12	1.855	M	Q	BE									
LE 041D 03								31.75	1.250	1.331	7.60	54.86	2.160	M	Q	BE									
LE 041D 04								34.93	1.375	1.121	6.40	62.36	2.455	M	Q	BE									
LE 041D 05								38.10	1.500	0.963	5.50	69.85	2.750	N	R	BF									
LE 041D 06								44.45	1.750	0.736	4.20	86.11	3.390	N	R	BF									
LE 041D 07								50.80	2.000	0.595	3.40	102.36	4.030	N	R	BF									
LE 041D 08								57.15	2.250	0.508	2.90	117.60	4.630	P	S	BG									
LE 041D 09								63.50	2.500	0.438	2.50	133.60	5.260	P	S	BG									
LE 041D 10								69.85	2.750	0.384	2.19	149.86	5.900	P	S	BG									
LE 041D 11								76.20	3.000	0.343	1.96	165.61	6.520	Q	T	BH									
LE 041D 12								88.90	3.500	0.285	1.63	196.34	7.730	Q	T	BH									
LE 041D 13								101.60	4.000	0.242	1.38	228.52	8.997	R	U	BJ									
LE 041D 14								114.30	4.500	0.210	1.20	260.35	10.250	R	U	BJ									
LE 041D 15	127.00	5.000	0.187	1.07	290.83	11.450	R	U	BJ																
LE 045D 0	1.14	0.045	44.48	10.00	5.34	1.20	RANDOM	19.05	0.750	9.983	57.00	22.86	0.900	L	P	BD									
LE 045D 01								25.40	1.000	3.538	20.20	36.58	1.440	L	P	BD									
LE 045D 02								28.58	1.125	2.732	15.60	42.80	1.685	M	Q	BE									
LE 045D 03								31.75	1.250	2.137	12.20	50.04	1.970	M	Q	BE									
LE 045D 04								34.93	1.375	1.769	10.10	57.02	2.245	M	Q	BE									
LE 045D 05								38.10	1.500	1.541	8.80	63.50	2.500	N	R	BF									
LE 045D 06								44.45	1.750	1.313	7.50	74.17	2.920	N	R	BF									
LE 045D 07								50.80	2.000	0.981	5.60	90.68	3.570	N	R	BF									
LE 045D 08								57.15	2.250	0.841	4.80	103.63	4.080	P	S	BG									
LE 045D 09								63.50	2.500	0.718	4.10	118.11	4.650	P	S	BG									
LE 045D 10								69.85	2.750	0.630	3.60	131.83	5.190	P	S	BG									
LE 045D 11								76.20	3.000	0.560	3.20	146.05	5.750	Q	T	BH									
LE 045D 12								88.90	3.500	0.455	2.60	174.75	6.880	Q	T	BH									
LE 045D 13								101.60	4.000	0.394	2.25	200.91	7.910	R	U	BJ									
LE 045D 14								114.30	4.500	0.347	1.98	227.08	8.940	R	U	BJ									
LE 045D 15								127.00	5.000	0.308	1.76	254.00	10.000	S	V	BK									
LE 045D 16								139.70	5.500	0.277	1.58	281.18	11.070	S	V	BK									
LE 045D 17	152.40	6.000	0.250	1.43	308.71	12.154	S	V	BK																
LE 049D 01	1.24	0.049	57.83	13.00	6.67	1.50	RANDOM	25.40	1.000	5.254	30.00	35.05	1.380	L	P	BD									
LE 049D 02								28.58	1.125	4.151	23.70	41.02	1.615	M	Q	BE									
LE 049D 03								31.75	1.250	3.328	19.00	47.24	1.860	M	Q	BE									
LE 049D 04								34.93	1.375	2.802	16.00	53.21	2.095	M	Q	BE									
LE 049D 05								38.10	1.500	2.434	13.90	59.18	2.330	N	R	BF									
LE 049D 06								44.45	1.750	1.891	10.80	71.37	2.810	N	R	BF									

† Indicates DIN Extension Springs meeting the design parameters outlined in Standard DIN 2097.

Spring rates and maximum loads relate only to music wire. When using stainless steel, multiply by 0.833.

EXTENSION SPRINGS

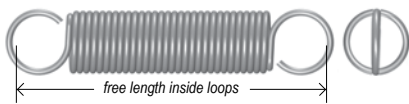


● Loops at Random Position, except for † springs

● Music Wire (Plated), or Stainless Steel (Passivated)

LEE STOCK NUMBER	OUTSIDE DIAMETER		NOMINAL WIRE DIAMETER		MAXIMUM LOAD		INITIAL TENSION		LOOP POSITION	NOMINAL FREE LENGTH		SPRING RATE		MAXIMUM EXTENDED LENGTH		PRICE GROUP									
	MM	IN	MM	IN	N	LB	N	LB		MM	IN	N/MM	LB/IN	MM	IN	Music Wire	302 Stainless	316 Stainless							
																M	S	S316							
LE 049D 07	9.53	0.375	1.24	0.049	57.83	13.00	6.67	1.50	RANDOM	50.80	2.000	1.576	9.00	83.31	3.280	N	R	BF							
LE 049D 08										57.15	2.250	1.313	7.50	96.01	3.780	P	S	BG							
LE 049D 09										63.50	2.500	1.121	6.40	109.22	4.300	P	S	BG							
LE 049D 10										69.85	2.750	1.016	5.80	120.14	4.730	P	S	BG							
LE 049D 11										76.20	3.000	0.911	5.20	132.33	5.210	Q	T	BH							
LE 049D 12										88.90	3.500	0.736	4.20	158.50	6.240	Q	T	BH							
LE 049D 13										101.60	4.000	0.630	3.60	182.63	7.190	R	U	BJ							
LE 049D 14										114.30	4.500	0.560	3.20	205.49	8.090	R	U	BJ							
LE 049D 15										127.00	5.000	0.485	2.77	232.41	9.150	S	V	BK							
LE 049D 16										139.70	5.500	0.438	2.50	256.54	10.100	T	W	BL							
LE 049D 17										152.40	6.000	0.398	2.27	281.08	11.066	T	W	BL							
LE 052D 01										1.32	0.052	68.95	15.50	7.78	1.75	RANDOM	25.40	1.000	7.128	40.70	34.04	1.340	N	R	BF
LE 052D 02																	28.58	1.125	5.429	31.00	39.75	1.565	P	S	BG
LE 052D 03																	31.75	1.250	4.378	25.00	45.72	1.800	P	S	BG
LE 052D 04																	34.93	1.375	3.800	21.70	50.93	2.005	P	S	BG
LE 052D 05																	38.10	1.500	3.257	18.60	56.90	2.240	Q	T	BH
LE 052D 06																	44.45	1.750	2.539	14.50	68.58	2.700	Q	T	BH
LE 052D 07	50.80	2.000	2.294	13.10	77.47	3.050	R	U	BJ																
LE 052D 08	57.15	2.250	1.786	10.20	91.44	3.600	R	U	BJ																
LE 052D 09	63.50	2.500	1.541	8.80	103.12	4.060	R	U	BJ																
LE 052D 10	69.85	2.750	1.366	7.80	114.55	4.510	R	U	BJ																
LE 052D 11	76.20	3.000	1.226	7.00	125.98	4.960	S	V	BK																
LE 055D 0	1.40	0.055	77.84	17.50	8.90	2.00	RANDOM	25.40	1.000								9.772	55.80	32.51	1.280	N	R	BF		
LE 055D 0A								28.58	1.125								7.472	42.66	37.80	1.488	P	S	BG		
LE 055D 01								31.75	1.250								6.095	34.80	43.18	1.700	P	S	BG		
LE 055D 02								34.93	1.375								5.219	29.80	48.13	1.895	P	S	BG		
LE 055D 03								38.10	1.500								4.448	25.40	53.59	2.110	Q	T	BH		
LE 055D 04								44.45	1.750								3.485	19.90	64.26	2.530	Q	T	BH		
LE 055D 05								50.80	2.000	2.872	16.40	74.93	2.950	Q	T	BH									
LE 055D 06								57.15	2.250	2.434	13.90	85.60	3.370	R	U	BJ									
LE 055D 07								63.50	2.500	2.084	11.90	96.52	3.800	R	U	BJ									
LE 055D 08								69.85	2.750	1.856	10.60	106.93	4.210	R	U	BJ									
LE 055D 09								76.20	3.000	1.664	9.50	117.60	4.630	S	V	BK									
LE 055D 10								88.90	3.500	1.384	7.90	138.68	5.460	S	V	BK									
LE 055D 11								101.60	4.000	1.191	6.80	159.51	6.280	T	W	BL									
LE 055D 12								114.30	4.500	1.033	5.90	181.10	7.130	T	W	BL									
LE 055D 13								127.00	5.000	0.928	5.30	201.17	7.920	U	X	BM									
LE 055D 14								139.70	5.500	0.820	4.68	223.77	8.810	U	X	BM									
LE 055D 15								152.40	6.000	0.741	4.23	245.36	9.660	V	Y	BN									
LE 058D 01	1.47	0.058	88.96	20.00	11.12	2.50	RANDOM	25.40	1.000	12.452	71.10	31.75	1.250	N	R	BF									
LE 058D 02								28.58	1.125	9.825	56.10	36.45	1.435	P	S	BG									
LE 058D 03								31.75	1.250	7.776	44.40	41.66	1.640	P	S	BG									
LE 058D 04								34.93	1.375	6.673	38.10	46.61	1.835	P	S	BG									
LE 058D 05								38.10	1.500	5.832	33.30	51.56	2.030	Q	T	BH									
LE 058D 06								44.45	1.750	4.553	26.00	61.47	2.420	Q	T	BH									
LE 058D 07								50.80	2.000	3.818	21.80	71.12	2.800	Q	T	BH									
LE 058D 08								57.15	2.250	3.222	18.40	81.28	3.200	R	U	BJ									
LE 058D 09								63.50	2.500	2.785	15.90	91.44	3.600	R	U	BJ									
LE 058D 10								69.85	2.750	2.487	14.20	101.09	3.980	R	U	BJ									
LE 058D 11								76.20	3.000	2.224	12.70	111.25	4.380	S	V	BK									
LE 058D 12								88.90	3.500	1.851	10.57	130.96	5.156	S	V	BK									
LE 058D 13								101.60	4.000	1.581	9.03	150.83	5.938	T	W	BL									
LE 058D 14								114.30	4.500	1.380	7.88	170.71	6.721	T	W	BL									
LE 058D 15								127.00	5.000	1.224	6.99	190.60	7.504	U	X	BM									
LE 058D 16								139.70	5.500	1.100	6.28	210.49	8.287	U	X	BM									
LE 058D 17								152.40	6.000	0.998	5.70	230.38	9.070	V	Y	BN									
LEM090DB 01†	10.00	0.394	0.90	0.035	24.00	5.4	3.46	0.78	INLINE	23.00	0.906	0.880	5.02	46.10	1.815	J	L	SPECIAL							
LEM090DB 02†										28.40	1.118	0.550	3.14	65.30	2.571	K	M	SPECIAL							
LEM090DB 03†										36.50	1.437	0.350	2.00	94.11	3.705	L	N	SPECIAL							
LEM090DB 04†										50.00	1.969	0.230	1.31	142.19	5.598	M	P	SPECIAL							
LEM090DB 05†										68.00	2.677	0.150	0.86	205.99	8.110	M	P	SPECIAL							

† Indicates DIN Extension Springs meeting the design parameters outlined in Standard DIN 2097.



EXTENSION SPRINGS

● Loops at Random Position, except for † springs


● Music Wire (Plated), or Stainless Steel (Passivated)

LEE STOCK NUMBER	OUTSIDE DIAMETER		NOMINAL WIRE DIAMETER		MAXIMUM LOAD		INITIAL TENSION		LOOP POSITION	NOMINAL FREE LENGTH		SPRING RATE		MAXIMUM EXTENDED LENGTH		PRICE GROUP				
	MM	IN	MM	IN	N	LB	N	LB		MM	IN	N/MM	LB/IN	MM	IN	Music Wire	302 Stainless	316 Stainless		
																M	S	S316		
LEM140DB 01†	10.00	0.394	1.40	0.055	83.60	18.79	12.66	2.85	INLINE	26.90	1.059	6.140	35.06	38.51	1.516	N	R	SPECIAL		
LEM140DB 02†										35.30	1.390	3.830	21.87	53.80	2.118	P	S	SPECIAL		
LEM140DB 03†										47.90	1.886	2.460	14.05	76.81	3.024	Q	T	SPECIAL		
LEM140DB 04†										68.90	2.713	1.540	8.79	115.09	4.531	R	U	SPECIAL		
LEM140DB 05†										290.00	11.417	0.320	1.83	510.01	20.079	BD	BE	SPECIAL		
LEM200DB 01†			2.00	0.079	220.00	49.46	32.94	7.41	INLINE	31.60	1.244	31.800	181.58	37.47	1.475	Q	T	SPECIAL		
LEM200DB 02†										43.60	1.717	19.900	113.63	52.98	2.086	Q	T	SPECIAL		
LEM200DB 03†										61.60	2.425	12.800	73.09	76.30	3.004	R	U	SPECIAL		
LE 037DD 01			10.67	0.420	0.94	0.037	21.48	4.83	2.22	0.50	RANDOM	25.40	1.000	1.541	8.80	37.90	1.492	L	N	BF
LE 037DD 02												28.58	1.125	0.963	5.50	48.56	1.912	L	N	BF
LE 037DD 03	31.75	1.250										0.683	3.90	59.94	2.360	L	N	BF		
LE 037DD 04	34.93	1.375										0.543	3.10	70.41	2.772	M	P	BG		
LE 037DD 05	38.10	1.500										0.438	2.50	82.09	3.232	M	P	BG		
LE 037DD 06	44.45	1.750										0.333	1.90	102.31	4.028	M	P	BG		
LE 037DD 07	50.80	2.000										0.263	1.50	124.10	4.886	N	Q	BH		
LE 037DD 08	57.15	2.250										0.210	1.20	148.79	5.858	N	Q	BH		
LE 037DD 09	63.50	2.500										0.175	1.00	173.38	6.826	N	Q	BH		
LE 037DD 10	69.85	2.750										0.158	0.90	191.95	7.557	P	R	BJ		
LE 037DD 11	76.20	3.000										0.140	0.80	213.66	8.412	P	R	BJ		
LE 045DD 01	1.14	0.045	39.14	8.80	4.00	0.90	RANDOM	25.40	1.000	3.116	17.79	36.68	1.444	M	P	BG				
LE 045DD 02								28.58	1.125	2.189	12.50	44.63	1.757	M	P	BG				
LE 045DD 03								31.75	1.250	1.687	9.63	52.58	2.070	M	P	BG				
LE 045DD 04								34.93	1.375	1.371	7.83	60.55	2.384	N	Q	BH				
LE 045DD 05								38.10	1.500	1.156	6.60	68.50	2.697	N	Q	BH				
LE 045DD 06								44.45	1.750	0.879	5.02	84.43	3.324	N	Q	BH				
LE 045DD 07								50.80	2.000	0.709	4.05	100.36	3.951	P	R	BJ				
LE 045DD 08								57.15	2.250	0.595	3.40	116.18	4.574	P	R	BJ				
LE 045DD 09								63.50	2.500	0.511	2.92	132.21	5.205	P	R	BJ				
LE 045DD 10								69.85	2.750	0.450	2.57	147.93	5.824	Q	S	BK				
LE 045DD 11								76.20	3.000	0.401	2.29	163.83	6.450	Q	S	BK				
LE 055DD 01	1.40	0.055	71.66	16.11	6.23	1.40	RANDOM	25.40	1.000	9.913	56.60	32.00	1.260	N	R	BJ				
LE 055DD 02								28.58	1.125	6.795	38.80	38.20	1.504	N	R	BJ				
LE 055DD 03								31.75	1.250	5.079	29.00	44.63	1.757	P	S	BK				
LE 055DD 04								34.93	1.375	4.116	23.50	50.80	2.000	P	S	BK				
LE 055DD 05								38.10	1.500	3.415	19.50	57.25	2.254	Q	T	BL				
LE 055DD 06								44.45	1.750	2.574	14.70	69.88	2.751	Q	T	BL				
LE 055DD 07								50.80	2.000	2.067	11.80	82.47	3.247	Q	T	BL				
LE 055DD 08								57.15	2.250	1.716	9.80	95.28	3.751	R	U	BM				
LE 055DD 09								63.50	2.500	1.471	8.40	107.98	4.251	R	U	BM				
LE 055DD 10								69.85	2.750	1.296	7.40	120.35	4.738	R	U	BM				
LE 055DD 11								76.20	3.000	1.156	6.60	132.82	5.229	S	V	BN				
LEM100DE 01†	11.00	0.433	1.00	0.039	29.60	6.65	4.18	0.94	INLINE	25.40	1.000	1.020	5.82	50.19	1.976	L	N	SPECIAL		
LEM100DE 02†										31.40	1.236	0.640	3.65	70.99	2.795	M	P	SPECIAL		
LEM100DE 03†										40.40	1.591	0.410	2.34	102.31	4.028	N	Q	SPECIAL		
LEM100DE 04†										55.40	2.181	0.260	1.48	154.41	6.079	P	R	SPECIAL		
LEM100DE 05†										75.40	2.969	0.170	0.97	224.41	8.835	Q	S	SPECIAL		
LEM160DE 01†	1.60	0.063	111.00	24.95	16.91	3.80	INLINE	30.10	1.185	8.040	45.91	41.81	1.646	P	S	SPECIAL				
LEM160DE 02†								39.70	1.563	5.020	28.66	58.39	2.299	Q	T	SPECIAL				
LEM160DE 03†								54.10	2.130	3.220	18.39	83.39	3.283	R	U	SPECIAL				
LEM160DE 04†								78.10	3.075	2.010	11.48	124.89	4.917	S	V	SPECIAL				
LE 037DE 01	11.13	0.438	0.94	0.037	24.47	5.50	2.45	0.55	RANDOM	25.40	1.000	0.666	3.80	47.75	1.880	L	N	BF		
LE 037DE 02										28.58	1.125	0.525	3.00	59.94	2.360	M	P	BG		
LE 037DE 03										31.75	1.250	0.420	2.40	84.07	3.310	M	P	BG		
LE 037DE 04										34.93	1.375	0.350	2.00	97.92	3.855	M	P	BG		
LE 037DE 05										38.10	1.500	0.306	1.75	109.98	4.330	N	Q	BH		
LE 037DE 06										44.45	1.750	0.245	1.40	134.37	5.290	N	Q	BH		
LE 037DE 07										50.80	2.000	0.193	1.10	165.10	6.500	N	Q	BH		
LE 037DE 08										57.15	2.250	0.170	0.97	186.69	7.350	P	R	BJ		
LE 037DE 09										63.50	2.500	0.149	0.85	211.33	8.320	P	R	BJ		
LE 037DE 10										69.85	2.750	0.131	0.75	237.49	9.350	P	R	BJ		
LE 037DE 11										76.20	3.000	0.116	0.66	266.70	10.500	Q	S	BK		

† Indicates DIN Extension Springs meeting the design parameters outlined in Standard DIN 2097.

Spring rates and maximum loads relate only to music wire. When using stainless steel, multiply by 0.833.

EXTENSION SPRINGS

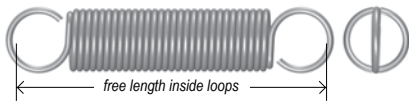


● Loops at Random Position, except for † springs

● Music Wire (Plated), or Stainless Steel (Passivated)

LEE STOCK NUMBER	OUTSIDE DIAMETER		NOMINAL WIRE DIAMETER		MAXIMUM LOAD		INITIAL TENSION		LOOP POSITION	NOMINAL FREE LENGTH		SPRING RATE		MAXIMUM EXTENDED LENGTH		PRICE GROUP		
	MM	IN	MM	IN	N	LB	N	LB		MM	IN	N/MM	LB/IN	MM	IN	Music Wire	302 Stainless	316 Stainless
																M	S	S316
LE 046DE 01	11.13	0.438	1.17	0.046	44.48	10.00	4.45	1.00	RANDOM	25.40	1.000	3.275	18.70	37.59	1.480	N	R	BJ
LE 046DE 02										28.58	1.125	2.312	13.20	45.85	1.805	P	S	BK
LE 046DE 03										31.75	1.250	1.708	9.75	55.12	2.170	P	S	BK
LE 046DE 04										34.93	1.375	1.401	8.00	63.63	2.505	P	S	BK
LE 046DE 05										38.10	1.500	1.191	6.80	71.63	2.820	Q	T	BL
LE 046DE 06										44.45	1.750	0.893	5.10	89.15	3.510	Q	T	BL
LE 046DE 07										50.80	2.000	0.718	4.10	106.68	4.200	Q	T	BL
LE 046DE 08										57.15	2.250	0.595	3.40	124.46	4.900	R	U	BM
LE 046DE 09										63.50	2.500	0.508	2.90	142.24	5.600	R	U	BM
LE 046DE 10										69.85	2.750	0.447	2.55	159.51	6.280	R	U	BM
LE 046DE 11										76.20	3.000	0.394	2.25	177.80	7.000	S	V	BN
LE 055DE 01	12.00	0.472	1.37	0.054	62.28	14.00	6.67	1.50	RANDOM	25.40	1.000	5.079	29.00	36.32	1.430	N	R	BJ
LE 055DE 02										28.58	1.125	3.940	22.50	43.18	1.700	P	S	BK
LE 055DE 03										31.75	1.250	3.328	19.00	49.78	1.960	P	S	BK
LE 055DE 04										34.93	1.375	2.802	16.00	56.26	2.215	P	S	BK
LE 055DE 05										38.10	1.500	2.452	14.00	62.48	2.460	Q	T	BL
LE 055DE 06										44.45	1.750	1.926	11.00	75.69	2.980	Q	T	BL
LE 055DE 07										50.80	2.000	1.629	9.30	87.63	3.450	Q	T	BL
LE 055DE 08										57.15	2.250	1.401	8.00	100.08	3.940	R	U	BM
LE 055DE 09										63.50	2.500	1.191	6.80	114.05	4.490	R	U	BM
LE 055DE 10										69.85	2.750	1.051	6.00	127.00	5.000	R	U	BM
LE 055DE 11										76.20	3.000	0.946	5.40	139.70	5.500	S	V	BN
LEM110DF 01†	12.00	0.472	1.10	0.043	35.80	8.05	5.26	1.18	INLINE	27.80	1.094	1.150	6.57	54.20	2.134	M	Q	SPECIAL
LEM110DF 02†										34.40	1.354	0.720	4.11	76.71	3.020	M	Q	SPECIAL
LEM110DF 03†										44.30	1.744	0.460	2.63	110.39	4.346	N	R	SPECIAL
LEM110DF 04†										60.80	2.394	0.280	1.60	166.80	6.567	P	S	SPECIAL
LEM110DF 05†										82.80	3.260	0.200	1.14	241.81	9.520	Q	T	SPECIAL
LEM180DF 01†	12.00	0.472	1.80	0.071	141.00	31.70	21.43	4.82	INLINE	33.20	1.307	10.100	57.67	45.11	1.776	P	S	SPECIAL
LEM180DF 02†										44.00	1.732	6.280	35.86	62.99	2.480	Q	T	SPECIAL
LEM180DF 03†										60.20	2.370	4.020	22.95	89.89	3.539	R	U	SPECIAL
LEM180DF 04†										87.20	3.433	2.520	14.39	134.80	5.307	S	V	SPECIAL
LEM180DF 05†										290.00	11.417	0.680	3.88	465.00	18.307	BE	BF	SPECIAL
LEM120E 01	12.50	0.492	1.20	0.047	39.20	8.82	3.91	0.88	RANDOM	30.00	1.181	2.074	11.84	47.02	1.851	M	Q	SPECIAL
LEM120E 02										40.00	1.575	0.958	5.47	76.84	3.025	N	R	SPECIAL
LEM120E 03										50.00	1.969	0.623	3.56	106.65	4.199	N	R	SPECIAL
LEM120E 04										55.00	2.165	0.531	3.03	121.54	4.785	P	S	SPECIAL
LEM120E 05										60.00	2.362	0.462	2.64	136.45	5.372	P	S	SPECIAL
LEM120E 06										65.00	2.559	0.410	2.34	151.10	5.949	P	S	SPECIAL
LEM120E 07										70.00	2.756	0.366	2.09	166.52	6.556	Q	T	SPECIAL
LEM120E 08										80.00	3.150	0.305	1.74	195.83	7.710	Q	T	SPECIAL
LEM120E 09										90.00	3.543	0.259	1.48	226.14	8.903	Q	T	SPECIAL
LEM120E 10										100.00	3.937	0.228	1.30	255.19	10.047	R	U	SPECIAL
LEM160E 01	12.50	0.492	1.60	0.063	88.25	19.84	11.79	2.65	RANDOM	30.00	1.181	8.543	48.78	38.89	1.531	P	S	SPECIAL
LEM160E 02										35.00	1.378	5.657	32.30	48.46	1.908	P	S	SPECIAL
LEM160E 03										40.00	1.575	4.228	24.14	58.04	2.285	Q	T	SPECIAL
LEM160E 04										45.00	1.772	3.377	19.28	67.61	2.662	Q	T	SPECIAL
LEM160E 05										50.00	1.969	2.809	16.04	77.19	3.039	Q	T	SPECIAL
LEM160E 06										55.00	2.165	2.406	13.74	86.74	3.415	R	U	SPECIAL
LEM160E 07										60.00	2.362	2.103	12.01	96.32	3.792	R	U	SPECIAL
LEM160E 08										65.00	2.559	1.869	10.67	105.89	4.169	R	U	SPECIAL
LEM160E 09										70.00	2.756	1.681	9.60	115.47	4.546	S	V	SPECIAL
LEM160E 10										80.00	3.150	1.399	7.99	134.62	5.300	S	V	SPECIAL
LEM160E 11										90.00	3.543	1.200	6.85	153.75	6.053	S	V	SPECIAL
LEM160E 12										100.00	3.937	1.049	5.99	172.90	6.807	T	W	SPECIAL
LEM160E 13										115.00	4.528	0.883	5.04	201.63	7.938	U	X	SPECIAL
LE 034E 01	12.70	0.500	0.86	0.034	16.01	3.60	1.33	0.30	RANDOM	31.75	1.250	0.331	1.89	76.20	3.000	M	P	BH
LE 034E 02										34.93	1.375	0.249	1.42	93.85	3.695	M	P	BH
LE 034E 03										38.10	1.500	0.193	1.10	114.30	4.500	N	Q	BJ
LE 034E 04										44.45	1.750	0.138	0.79	150.62	5.930	N	Q	BJ
LE 034E 05										50.80	2.000	0.107	0.61	188.21	7.410	P	R	BK
LE 034E 06										57.15	2.250	0.088	0.50	224.79	8.850	P	R	BK

† Indicates DIN Extension Springs meeting the design parameters outlined in Standard DIN 2097.



EXTENSION SPRINGS

● Loops at Random Position, except for † springs

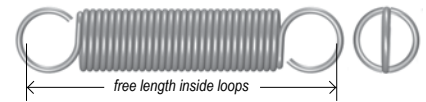
● Music Wire (Plated), or Stainless Steel (Passivated)

LEE STOCK NUMBER	OUTSIDE DIAMETER		NOMINAL WIRE DIAMETER		MAXIMUM LOAD		INITIAL TENSION		LOOP POSITION	NOMINAL FREE LENGTH		SPRING RATE		MAXIMUM EXTENDED LENGTH		PRICE GROUP		
	MM	IN	MM	IN	N	LB	N	LB		MM	IN	N/MM	LB/IN	MM	IN	Music Wire	302 Stainless	316 Stainless
																M	S	S316
LE 037E 01	12.70	0.500	0.94	0.037	19.13	4.30	1.78	0.40	RANDOM	31.75	1.250	0.525	3.00	64.77	2.550	M	P	BH
LE 037E 02										34.93	1.375	0.385	2.20	79.88	3.145	M	P	BH
LE 037E 03										38.10	1.500	0.298	1.70	96.27	3.790	N	Q	BJ
LE 037E 04										44.45	1.750	0.210	1.20	127.00	5.000	N	Q	BJ
LE 037E 05										50.80	2.000	0.158	0.90	160.78	6.330	P	R	BK
LE 037E 06										57.15	2.250	0.135	0.77	185.67	7.310	P	R	BK
LE 037E 07										63.50	2.500	0.123	0.70	205.03	8.072	P	S	BL
LE 037E 08										69.85	2.750	0.105	0.60	234.90	9.248	Q	T	BM
LE 037E 09										76.20	3.000	0.088	0.50	274.14	10.793	Q	T	BM
LE 037E 10										88.90	3.500	0.070	0.40	335.94	13.226	Q	T	BM
LE 037E 11										101.60	4.000	0.053	0.30	431.70	16.996	R	U	BN
LE 037E 12										114.30	4.500	0.051	0.29	457.10	17.996	R	U	BN
LE 037E 13										127.00	5.000	0.035	0.20	620.22	24.418	S	V	BP
LE 041E 01	12.70	0.500	1.04	0.041	25.80	5.80	2.22	0.50	RANDOM	31.75	1.250	0.858	4.90	59.18	2.330	M	Q	BJ
LE 041E 02										34.93	1.375	0.648	3.70	71.25	2.805	M	Q	BJ
LE 041E 03										38.10	1.500	0.508	2.90	84.58	3.330	N	R	BK
LE 041E 04										44.45	1.750	0.368	2.10	108.46	4.270	N	R	BK
LE 041E 05										50.80	2.000	0.280	1.60	134.87	5.310	P	S	BL
LE 041E 06										57.15	2.250	0.228	1.30	160.78	6.330	P	S	BL
LE 041E 07										63.50	2.500	0.194	1.11	184.66	7.270	Q	T	BM
LE 041E 08										69.85	2.750	0.168	0.96	210.06	8.270	Q	T	BM
LE 041E 09										76.20	3.000	0.140	0.80	244.55	9.628	Q	T	BM
LE 041E 10										88.90	3.500	0.123	0.70	281.20	11.071	Q	T	BM
LE 041E 11										101.60	4.000	0.105	0.60	325.91	12.831	R	U	BN
LE 041E 12										114.30	4.500	0.088	0.50	383.29	15.090	R	U	BN
LE 041E 13										127.00	5.000	0.070	0.40	462.74	18.218	S	V	BP
LE 045E 00	12.70	0.500	1.14	0.045	33.36	7.50	3.11	0.70	RANDOM	25.40	1.000	3.818	21.80	33.27	1.310	M	Q	BJ
LE 045E 0										31.75	1.250	1.349	7.70	54.10	2.130	M	Q	BJ
LE 045E 01										34.93	1.375	0.998	5.70	65.15	2.565	M	Q	BJ
LE 045E 02										38.10	1.500	0.823	4.70	74.93	2.950	N	R	BK
LE 045E 03										44.45	1.750	0.595	3.40	95.25	3.750	N	R	BK
LE 045E 04										50.80	2.000	0.455	2.60	117.35	4.620	P	S	BL
LE 045E 05										57.15	2.250	0.368	2.10	139.45	5.490	P	S	BL
LE 045E 06										63.50	2.500	0.315	1.80	159.51	6.280	P	S	BL
LE 045E 07										69.85	2.750	0.271	1.55	181.36	7.140	Q	T	BM
LE 045E 08										76.20	3.000	0.240	1.37	202.18	7.960	Q	T	BM
LE 045E 09										88.90	3.500	0.193	1.10	245.85	9.679	Q	T	BM
LE 045E 10										101.60	4.000	0.158	0.90	293.50	11.555	R	U	BN
LE 045E 11										114.30	4.500	0.140	0.80	330.20	13.000	R	U	BN
LE 045E 12	127.00	5.000	0.123	0.70	373.71	14.713	S	V	BP									
LE 049E 01	12.70	0.500	1.24	0.049	44.48	10.00	3.91	0.88	RANDOM	31.75	1.250	2.067	11.80	51.31	2.020	M	Q	BJ
LE 049E 1A										34.93	1.375	1.550	8.85	61.11	2.406	N	R	BK
LE 049E 02										38.10	1.500	1.271	7.26	70.10	2.760	N	R	BK
LE 049E 03										44.45	1.750	0.918	5.24	88.65	3.490	N	R	BK
LE 049E 04										50.80	2.000	0.701	4.00	108.71	4.280	P	S	BL
LE 049E 05										57.15	2.250	0.578	3.30	127.25	5.010	P	S	BL
LE 049E 06										63.50	2.500	0.490	2.80	146.30	5.760	P	S	BL
LE 049E 07										69.85	2.750	0.420	2.40	166.37	6.550	Q	T	BM
LE 049E 08										76.20	3.000	0.375	2.14	184.40	7.260	Q	T	BM
LE 049E 09										88.90	3.500	0.306	1.75	221.23	8.710	Q	T	BM
LE 049E 10										101.60	4.000	0.257	1.47	259.08	10.200	R	U	BN
LE 049E 11										114.30	4.500	0.222	1.27	296.70	11.681	S	V	BP
LE 049E 12										127.00	5.000	0.194	1.11	335.69	13.216	T	W	BQ
LE 055E 0	12.70	0.500	1.40	0.055	58.72	13.20	5.78	1.30	RANDOM	31.75	1.250	3.615	20.64	46.48	1.830	P	S	BL
LE 055E 01										34.93	1.375	2.732	15.60	54.23	2.135	P	S	BL
LE 055E 02										38.10	1.500	2.277	13.00	61.47	2.420	Q	T	BM
LE 055E 03										44.45	1.750	1.646	9.40	76.71	3.020	Q	T	BM
LE 055E 04										50.80	2.000	1.296	7.40	91.69	3.610	Q	T	BM
LE 055E 05	57.15	2.250	1.068	6.10	106.68	4.200	R	U	BN									

† Indicates DIN Extension Springs meeting the design parameters outlined in Standard DIN 2097.

Spring rates and maximum loads relate only to music wire. When using stainless steel, multiply by 0.833.

EXTENSION SPRINGS

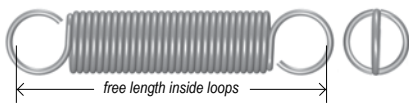


● Loops at Random Position, except for † springs

● Music Wire (Plated), or Stainless Steel (Passivated)

LEE STOCK NUMBER	OUTSIDE DIAMETER		NOMINAL WIRE DIAMETER		MAXIMUM LOAD		INITIAL TENSION		LOOP POSITION	NOMINAL FREE LENGTH		SPRING RATE		MAXIMUM EXTENDED LENGTH		PRICE GROUP									
	MM	IN	MM	IN	N	LB	N	LB		MM	IN	N/MM	LB/IN	MM	IN	Music Wire	302 Stainless	316 Stainless							
																M	S	S316							
LE 055E 06	12.70	0.500	1.40	0.055	58.72	13.20	5.78	1.30	RANDOM	63.50	2.500	0.911	5.20	121.67	4.790	R	U	BN							
LE 055E 07										69.85	2.750	0.788	4.50	136.91	5.390	R	U	BN							
LE 055E 08										76.20	3.000	0.683	3.90	153.67	6.050	S	V	BP							
LE 055E 09										88.90	3.500	0.560	3.20	183.39	7.220	S	V	BP							
LE 055E 10										101.60	4.000	0.473	2.70	213.61	8.410	T	W	BQ							
LE 055E 11										114.30	4.500	0.403	2.30	245.62	9.670	U	X	BR							
LE 055E 12										127.00	5.000	0.363	2.07	273.05	10.750	U	X	BR							
LE 063E 0										1.60	0.063	84.52	19.00	8.90	2.00	RANDOM	31.75	1.250	7.116	40.63	42.42	1.670	P	S	BL
LE 063E 01																	34.93	1.375	5.499	31.40	48.64	1.915	P	S	BL
LE 063E 02																	38.10	1.500	4.501	25.70	54.86	2.160	P	S	BL
LE 063E 03																	44.45	1.750	3.310	18.90	67.31	2.650	Q	T	BM
LE 063E 04																	50.80	2.000	2.609	14.90	79.76	3.140	Q	T	BM
LE 063E 05			57.15	2.250	2.154	12.30	92.20	3.630	Q								T	BM							
LE 063E 06			63.50	2.500	1.874	10.70	103.89	4.090	R								U	BN							
LE 063E 07			69.85	2.750	1.594	9.10	117.35	4.620	R								U	BN							
LE 063E 08			76.20	3.000	1.436	8.20	128.78	5.070	S								V	BP							
LE 063E 09			88.90	3.500	1.173	6.70	153.42	6.040	S								V	BP							
LE 063E 10			101.60	4.000	0.981	5.60	178.82	7.040	T								V	BP							
LE 063E 11			114.30	4.500	0.841	4.80	204.22	8.040	U								X	BR							
LE 063E 12			127.00	5.000	0.753	4.30	227.33	8.950	U	X	BR														
LE 067E 01			1.70	0.067	106.85	24.02	15.57	3.50	RANDOM	31.75	1.250	9.687	55.31	41.15	1.620	P	S	BL							
LE 067E 02										38.10	1.500	6.231	35.58	52.83	2.080	P	S	BL							
LE 067E 03										44.45	1.750	4.594	26.23	64.26	2.530	Q	T	BM							
LE 067E 04										50.80	2.000	3.638	20.77	75.95	2.990	Q	T	BM							
LE 067E 05	57.15	2.250								3.011	17.19	87.38	3.440	R	U	BN									
LE 067E 06	63.50	2.500								2.567	14.66	99.06	3.900	R	U	BN									
LE 067E 07	69.85	2.750								2.238	12.78	110.74	4.360	S	V	BP									
LE 067E 08	76.20	3.000								1.984	11.33	122.17	4.810	S	V	BP									
LE 067E 09	88.90	3.500								1.616	9.23	145.29	5.720	T	W	BQ									
LE 067E 10	101.60	4.000								1.364	7.79	168.40	6.630	U	X	BR									
LE 067E 11	114.30	4.500								1.180	6.74	191.52	7.540	V	Y	BS									
LE 067E 12	127.00	5.000								1.040	5.94	214.63	8.450	W	Z	BT									
LE 069E 01	1.75	0.069	113.43	25.50	17.79	4.00	RANDOM	31.75	1.250	11.230	64.12	40.26	1.585	Q	T	SPECIAL									
LE 069E 1A								34.93	1.375	8.818	50.35	45.77	1.802	Q	T	SPECIAL									
LE 069E 02								38.10	1.500	7.259	41.45	51.28	2.019	R	U	SPECIAL									
LE 069E 03								44.45	1.750	5.363	30.62	62.28	2.452	R	U	SPECIAL									
LE 069E 04								50.80	2.000	4.252	24.28	73.30	2.886	S	V	SPECIAL									
LE 069E 05								57.15	2.250	3.522	20.11	84.30	3.319	S	V	SPECIAL									
LE 069E 06								63.50	2.500	3.007	17.17	95.30	3.752	T	W	SPECIAL									
LE 069E 07								69.85	2.750	2.622	14.97	106.32	4.186	T	W	SPECIAL									
LE 069E 08								76.20	3.000	2.326	13.28	117.32	4.619	U	X	SPECIAL									
LE 069E 09								88.90	3.500	1.895	10.82	139.37	5.487	V	Y	SPECIAL									
LE 069E 10								101.60	4.000	1.601	9.14	161.34	6.352	W	Z	SPECIAL									
LE 069E 11								114.30	4.500	1.384	7.90	183.44	7.222	X	BA	SPECIAL									
LE 069E 12	127.00	5.000	1.221	6.97	205.36	8.085	X	BA	SPECIAL																
LE 075E 01	1.91	0.075	155.69	35.00	22.24	5.00	RANDOM	31.75	1.250	17.096	97.62	39.62	1.560	R	U	SPECIAL									
LE 075E 1A								34.93	1.375	13.534	77.28	44.78	1.763	R	U	SPECIAL									
LE 075E 02								38.10	1.500	11.202	63.96	50.04	1.970	R	U	SPECIAL									
LE 075E 03								44.45	1.750	8.329	47.56	60.45	2.380	S	V	SPECIAL									
LE 075E 04								50.80	2.000	6.629	37.85	70.87	2.790	S	V	SPECIAL									
LE 075E 05								57.15	2.250	5.506	31.44	81.28	3.200	T	W	SPECIAL									
LE 075E 06								63.50	2.500	4.694	26.80	91.95	3.620	T	W	SPECIAL									
LE 075E 07								69.85	2.750	4.112	23.48	102.36	4.030	U	X	SPECIAL									
LE 075E 08								76.20	3.000	3.650	20.84	112.78	4.440	U	X	SPECIAL									
LE 075E 09								88.90	3.500	2.981	17.02	133.60	5.260	V	Y	SPECIAL									
LE 075E 10								101.60	4.000	2.518	14.38	154.69	6.090	W	Z	SPECIAL									
LE 075E 11								114.30	4.500	2.180	12.45	175.51	6.910	X	BA	SPECIAL									
LE 075E 12	127.00	5.000	1.921	10.97	196.34	7.730	Y	BB	SPECIAL																

† Indicates DIN Extension Springs meeting the design parameters outlined in Standard DIN 2097.



EXTENSION SPRINGS

● Loops at Random Position, except for † springs


● Music Wire (Plated), or Stainless Steel (Passivated)

LEE STOCK NUMBER	OUTSIDE DIAMETER		NOMINAL WIRE DIAMETER		MAXIMUM LOAD		INITIAL TENSION		LOOP POSITION	NOMINAL FREE LENGTH		SPRING RATE		MAXIMUM EXTENDED LENGTH		PRICE GROUP		
	MM	IN	MM	IN	N	LB	N	LB		MM	IN	N/MM	LB/IN	MM	IN	Music Wire	302 Stainless	316 Stainless
																M	S	S316
LEM120EB 01†	13.00	0.512	1.20	0.047	42.20	9.49	6.56	1.48	INLINE	30.20	1.189	1.280	7.31	58.09	2.287	M	Q	SPECIAL
LEM120EB 02†										37.40	1.472	0.800	4.57	82.09	3.232	N	R	SPECIAL
LEM120EB 03†										48.20	1.898	0.510	2.91	118.01	4.646	P	S	SPECIAL
LEM120EB 04†										66.20	2.606	0.320	1.83	178.21	7.016	P	S	SPECIAL
LEM120EB 05†										90.20	3.551	0.210	1.20	258.19	10.165	Q	T	SPECIAL
LEM200EC 01†	14.00	0.551	2.00	0.079	164.00	36.87	25.25	5.68	INLINE	38.00	1.496	9.420	53.79	52.71	2.075	R	U	SPECIAL
LEM200EC 02†										50.00	1.969	5.880	33.58	73.61	2.898	S	V	SPECIAL
LEM200EC 03†										68.00	2.677	3.770	21.53	104.90	4.130	U	X	SPECIAL
LEM200EC 04†										98.00	3.858	2.350	13.42	157.00	6.181	W	Z	SPECIAL
LEM140ED 01†	15.00	0.591	1.40	0.055	57.10	12.84	8.50	1.91	INLINE	34.90	1.374	1.550	8.85	66.09	2.602	N	R	SPECIAL
LEM140ED 02†										43.30	1.705	0.970	5.54	93.29	3.673	N	R	SPECIAL
LEM140ED 03†										55.90	2.201	0.620	3.54	134.01	5.276	P	S	SPECIAL
LEM140ED 04†										76.90	3.028	0.390	2.23	201.90	7.949	R	U	SPECIAL
LEM140ED 05†										105.00	4.134	0.260	1.48	292.00	11.496	T	W	SPECIAL
LE 055F 00	15.88	0.625	1.40	0.055	46.71	10.50	4.45	1.00	RANDOM	38.10	1.500	1.720	9.82	62.74	2.470	N	R	BL
LE 055F 0										44.45	1.750	1.074	6.13	83.82	3.300	N	R	BL
LE 055F 01										50.80	2.000	0.788	4.50	104.39	4.110	P	S	BM
LE 055F 02										57.15	2.250	0.613	3.50	125.98	4.960	P	S	BM
LE 055F 03										63.50	2.500	0.508	2.90	146.81	5.780	Q	T	BN
LE 055F 04										69.85	2.750	0.438	2.50	166.37	6.550	Q	T	BN
LE 055F 05										76.20	3.000	0.368	2.10	191.01	7.520	R	U	BP
LE 055F 06			88.90	3.500	0.298	1.70	230.89	9.090	S	V	BQ							
LE 055F 07			101.60	4.000	0.245	1.40	274.07	10.790	T	W	BR							
LE 063F 01			1.60	0.063	66.72	15.00	6.67	1.50	RANDOM	50.80	2.000	1.559	8.90	89.41	3.520	R	U	BP
LE 063F 02										57.15	2.250	1.173	6.70	108.20	4.260	R	U	BP
LE 063F 03										63.50	2.500	1.016	5.80	122.68	4.830	S	V	BQ
LE 063F 04										69.85	2.750	0.858	4.90	139.95	5.510	S	V	BQ
LE 063F 05										76.20	3.000	0.753	4.30	155.96	6.140	T	W	BR
LE 063F 06	88.90	3.500								0.595	3.40	189.74	7.470	U	X	BS		
LE 063F 07	101.60	4.000								0.508	2.90	219.96	8.660	V	Y	BT		
LE 063F 08	114.30	4.500								0.420	2.40	257.30	10.130	W	Z	BU		
LE 063F 09	127.00	5.000								0.373	2.13	288.04	11.340	X	BA	BV		
LE 069F 01	1.75	0.069	84.52	19.00	8.90	2.00	RANDOM	50.80	2.000	2.469	14.10	81.53	3.210	R	U	SPECIAL		
LE 069F 02								57.15	2.250	1.979	11.30	95.25	3.750	R	U	SPECIAL		
LE 069F 03								63.50	2.500	1.646	9.40	109.47	4.310	S	V	SPECIAL		
LE 069F 04								69.85	2.750	1.419	8.10	123.19	4.850	S	V	SPECIAL		
LE 069F 05								76.20	3.000	1.243	7.10	136.91	5.390	T	W	SPECIAL		
LE 069F 06								88.90	3.500	0.981	5.60	166.12	6.540	U	X	SPECIAL		
LE 069F 07								101.60	4.000	0.806	4.60	195.58	7.700	V	Y	SPECIAL		
LE 069F 08								114.30	4.500	0.701	4.00	222.25	8.750	W	Z	SPECIAL		
LE 069F 09								127.00	5.000	0.608	3.47	251.46	9.900	X	BA	SPECIAL		
LE 055FG 00	16.51	0.650	1.40	0.055	44.48	10.00	4.45	1.00	RANDOM	38.10	1.500	1.720	9.82	61.37	2.416	R	S	BM
LE 055FG 0										44.45	1.750	1.021	5.83	83.67	3.294	R	S	BM
LE 055FG 01										50.80	2.000	0.725	4.14	106.02	4.174	S	T	BN
LE 055FG 02										57.15	2.250	0.562	3.21	128.37	5.054	S	T	BN
LE 055FG 03										63.50	2.500	0.461	2.63	150.42	5.922	T	U	BP
LE 055FG 04										69.85	2.750	0.389	2.22	172.82	6.804	T	U	BP
LE 055FG 05										76.20	3.000	0.336	1.92	195.28	7.688	U	V	BQ
LE 055FG 06			88.90	3.500	0.266	1.52	239.29	9.421	V	W	BR							
LE 055FG 07			101.60	4.000	0.219	1.25	284.48	11.200	W	X	BS							
LE 063FG 00			1.59	0.063	64.50	14.50	6.67	1.50	RANDOM	38.10	1.500	3.189	18.21	56.24	2.214	S	T	BN
LE 063FG 0										44.45	1.750	1.939	11.07	74.27	2.924	S	T	BN
LE 063FG 01										50.80	2.000	1.392	7.95	92.33	3.635	S	T	BN
LE 063FG 02										57.15	2.250	1.086	6.20	110.41	4.347	T	U	BP
LE 063FG 03										63.50	2.500	0.890	5.08	128.50	5.059	T	U	BP
LE 063FG 04	69.85	2.750								0.755	4.31	146.46	5.766	T	U	BP		
LE 063FG 05	76.20	3.000								0.655	3.74	164.49	6.476	U	V	BQ		
LE 063FG 06	88.90	3.500								0.517	2.95	200.84	7.907	V	W	BR		
LE 063FG 07	101.60	4.000								0.427	2.44	236.93	9.328	W	X	BS		
LE 063FG 08	114.30	4.500								0.364	2.08	273.05	10.750	X	Y	BT		
LE 063FG 09	127.00	5.000								0.317	1.81	309.42	12.182	Y	Z	BU		

† Indicates DIN Extension Springs meeting the design parameters outlined in Standard DIN 2097.

Spring rates and maximum loads relate only to music wire. When using stainless steel, multiply by 0.833.

EXTENSION SPRINGS




● Loops at Random Position, except for † springs

● Music Wire (Plated), or Stainless Steel (Passivated)

LEE STOCK NUMBER	OUTSIDE DIAMETER		NOMINAL WIRE DIAMETER		MAXIMUM LOAD		INITIAL TENSION		LOOP POSITION	NOMINAL FREE LENGTH		SPRING RATE		MAXIMUM EXTENDED LENGTH		PRICE GROUP		
	MM	IN	MM	IN	N	LB	N	LB		MM	IN	N/MM	LB/IN	MM	IN	Music Wire	302 Stainless	316 Stainless
																M	S	S316
LE 069FG 0	16.51	0.650	1.75	0.069	82.29	18.50	8.90	2.00	RANDOM	44.45	1.750	3.189	18.21	67.46	2.656	S	T	SPECIAL
LE 069FG 01										50.80	2.000	2.310	13.19	82.58	3.251	S	T	SPECIAL
LE 069FG 02										57.15	2.250	1.811	10.34	97.69	3.846	T	U	SPECIAL
LE 069FG 03										63.50	2.500	1.489	8.50	112.80	4.441	T	U	SPECIAL
LE 069FG 04										69.85	2.750	1.264	7.22	127.91	5.036	U	V	SPECIAL
LE 069FG 05										76.20	3.000	1.099	6.27	143.00	5.630	U	V	SPECIAL
LE 069FG 06										88.90	3.500	0.870	4.97	173.23	6.820	V	W	SPECIAL
LE 069FG 07										101.60	4.000	0.721	4.12	203.45	8.010	W	X	SPECIAL
LE 069FG 08										114.30	4.500	0.615	3.51	233.68	9.200	X	Y	SPECIAL
LE 069FG 09										127.00	5.000	0.536	3.06	263.88	10.389	Y	Z	SPECIAL
LEM160FC 01†	17.00	0.669	1.60	0.063	74.00	16.64	11.62	2.61	INLINE	39.70	1.563	1.820	10.39	73.99	2.913	R	V	SPECIAL
LEM160FC 02†										49.30	1.941	1.140	6.51	104.09	4.098	R	V	SPECIAL
LEM160FC 03†										63.70	2.508	0.730	4.17	149.30	5.878	S	W	SPECIAL
LEM160FC 04†										87.70	3.453	0.460	2.63	224.69	8.846	T	Y	SPECIAL
LEM160FC 05†										120.00	4.724	0.300	1.71	324.99	12.795	V	BA	SPECIAL
LEM160G 01	19.00	0.748	1.60	0.063	56.90	12.79	5.38	1.21	RANDOM	50.00	1.969	1.224	6.99	92.18	3.629	R	V	SPECIAL
LEM160G 02										55.00	2.165	0.944	5.39	109.60	4.315	R	V	SPECIAL
LEM160G 03										60.00	2.362	0.767	4.38	127.05	5.002	S	W	SPECIAL
LEM160G 04										65.00	2.559	0.648	3.70	144.50	5.689	S	W	SPECIAL
LEM160G 05										70.00	2.756	0.559	3.19	162.20	6.386	S	W	SPECIAL
LEM160G 06										80.00	3.150	0.440	2.51	197.10	7.760	T	Y	SPECIAL
LEM160G 07										90.00	3.543	0.363	2.07	231.98	9.133	T	Y	SPECIAL
LEM160G 08										100.00	3.937	0.308	1.76	267.13	10.517	U	Z	SPECIAL
LEM160G 09										115.00	4.528	0.252	1.44	319.23	12.568	V	BA	SPECIAL
LEM160G 10										130.00	5.118	0.212	1.21	373.08	14.688	W	BC	SPECIAL
LEM160G 11										145.00	5.709	0.184	1.05	425.17	16.739	X	BD	SPECIAL
LE 049G 01	19.05	0.750	1.24	0.049	29.36	6.60	2.62	0.59	RANDOM	50.80	2.000	0.403	2.30	117.09	4.610	R	V	BQ
LE 049G 02										57.15	2.250	0.263	1.50	159.00	6.260	R	V	BQ
LE 049G 03										63.50	2.500	0.210	1.20	190.75	7.510	R	V	BQ
LE 049G 04										69.85	2.750	0.158	0.90	239.52	9.430	S	X	BS
LE 049G 05										76.20	3.000	0.140	0.80	266.95	10.510	S	X	BS
LE 049G 06										82.55	3.250	0.123	0.70	300.74	11.840	T	Z	BU
LE 049G 07										88.90	3.500	0.105	0.60	343.41	13.520	T	Z	BU
LE 055G 01			1.40	0.055	39.14	8.80	3.56	0.80	RANDOM	50.80	2.000	0.595	3.40	110.49	4.350	R	V	BQ
LE 055G 02										57.15	2.250	0.438	2.50	138.43	5.450	R	V	BQ
LE 055G 03										63.50	2.500	0.350	2.00	165.10	6.500	R	V	BQ
LE 055G 04										69.85	2.750	0.280	1.60	196.85	7.750	S	X	BS
LE 055G 05										76.20	3.000	0.245	1.40	221.23	8.710	S	X	BS
LE 055G 06										88.90	3.500	0.175	1.00	292.10	11.500	T	Z	BU
LE 063G 01			1.60	0.063	56.94	12.80	5.34	1.20	RANDOM	50.80	2.000	1.156	6.60	95.50	3.760	R	V	BQ
LE 063G 02	57.15	2.250								0.858	4.90	117.35	4.620	R	V	BQ		
LE 063G 03	63.50	2.500								0.666	3.80	140.97	5.550	S	W	BR		
LE 063G 04	69.85	2.750								0.560	3.20	162.05	6.380	S	W	BR		
LE 063G 05	76.20	3.000								0.473	2.70	185.42	7.300	T	Y	BT		
LE 063G 06	88.90	3.500								0.368	2.10	229.11	9.020	T	Y	BT		
LE 063G 07	101.60	4.000								0.298	1.70	274.83	10.820	U	Z	BU		
LE 063G 08	114.30	4.500								0.245	1.40	324.87	12.790	V	BA	BV		
LE 063G 09	127.00	5.000								0.210	1.20	372.62	14.670	W	BC	BX		
LE 063G 10	139.70	5.500								0.193	1.10	407.67	16.050	X	BD	BY		
LE 069G 01	1.75	0.069	73.40	16.50	7.12	1.60	RANDOM	50.80	2.000	1.795	10.25	87.63	3.450	S	W	SPECIAL		
LE 069G 02								57.15	2.250	1.349	7.70	106.43	4.190	S	W	SPECIAL		
LE 069G 03								63.50	2.500	1.077	6.15	124.97	4.920	T	X	SPECIAL		
LE 069G 04								69.85	2.750	0.898	5.13	143.51	5.650	T	X	SPECIAL		
LE 069G 05								76.20	3.000	0.755	4.31	164.08	6.460	U	Z	SPECIAL		
LE 069G 06								88.90	3.500	0.590	3.37	201.17	7.920	U	Z	SPECIAL		
LE 069G 07								101.60	4.000	0.478	2.73	240.28	9.460	V	BA	SPECIAL		
LE 069G 08								114.30	4.500	0.406	2.32	277.37	10.920	W	BB	SPECIAL		
LE 069G 09								127.00	5.000	0.350	2.00	316.23	12.450	X	BC	SPECIAL		
LE 069G 10								139.70	5.500	0.310	1.77	353.57	13.920	Y	BD	SPECIAL		

† Indicates DIN Extension Springs meeting the design parameters outlined in Standard DIN 2097.



EXTENSION SPRINGS

● Loops at Random Position, except for † springs

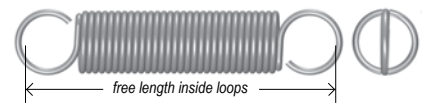
● Music Wire (Plated), or Stainless Steel (Passivated)

LEE STOCK NUMBER	OUTSIDE DIAMETER		NOMINAL WIRE DIAMETER		MAXIMUM LOAD		INITIAL TENSION		LOOP POSITION	NOMINAL FREE LENGTH		SPRING RATE		MAXIMUM EXTENDED LENGTH		PRICE GROUP		
	MM	IN	MM	IN	N	LB	N	LB		MM	IN	N/MM	LB/IN	MM	IN	Music Wire	302 Stainless	316 Stainless
																M	S	\$316
LE 075G 01	19.05	0.750	1.91	0.075	92.08	20.70	8.90	2.00	RANDOM	50.80	2.000	2.837	16.20	80.01	3.150	S	W	SPECIAL
LE 075G 02										57.15	2.250	2.067	11.80	97.28	3.830	S	W	SPECIAL
LE 075G 03										63.50	2.500	1.629	9.30	114.55	4.510	T	X	SPECIAL
LE 075G 04										69.85	2.750	1.384	7.90	130.05	5.120	T	X	SPECIAL
LE 075G 05										76.20	3.000	1.173	6.70	147.07	5.790	U	Z	SPECIAL
LE 075G 06										88.90	3.500	0.911	5.20	180.34	7.100	V	BA	SPECIAL
LE 075G 07										101.60	4.000	0.753	4.30	212.09	8.350	W	BB	SPECIAL
LE 075G 08										114.30	4.500	0.630	3.60	246.13	9.690	X	BC	SPECIAL
LE 075G 09										127.00	5.000	0.543	3.10	280.16	11.030	Y	BD	SPECIAL
LE 075G 10										139.70	5.500	0.478	2.73	313.69	12.350	Z	BE	SPECIAL
LE 075G 11										152.40	6.000	0.429	2.45	346.20	13.630	BA	BF	SPECIAL
LE 085G 01	2.16	0.085	140.12	31.50	12.46	2.80	RANDOM	50.80	2.000	5.492	31.36	74.17	2.920	T	X	SPECIAL		
LE 085G 02								57.15	2.250	4.060	23.18	88.65	3.490	T	X	SPECIAL		
LE 085G 03								63.50	2.500	3.219	18.38	103.12	4.060	U	Z	SPECIAL		
LE 085G 04								69.85	2.750	2.594	14.81	119.13	4.690	U	Z	SPECIAL		
LE 085G 05								76.20	3.000	2.277	13.00	132.33	5.210	V	BA	SPECIAL		
LE 085G 06								88.90	3.500	1.751	10.00	161.80	6.370	W	BB	SPECIAL		
LE 085G 07								101.60	4.000	1.436	8.20	190.50	7.500	X	BC	SPECIAL		
LE 085G 08								114.30	4.500	1.212	6.92	219.71	8.650	Y	BD	SPECIAL		
LE 085G 09								127.00	5.000	1.061	6.06	247.40	9.740	Z	BE	SPECIAL		
LE 093G 01	2.36	0.093	177.93	40.00	15.57	3.50	RANDOM	50.80	2.000	7.969	45.50	71.12	2.800	T	X	SPECIAL		
LE 093G 02								57.15	2.250	6.165	35.20	83.57	3.290	T	X	SPECIAL		
LE 093G 03								63.50	2.500	4.834	27.60	97.03	3.820	U	Z	SPECIAL		
LE 093G 04								69.85	2.750	4.116	23.50	109.22	4.300	U	Z	SPECIAL		
LE 093G 05								76.20	3.000	3.573	20.40	121.67	4.790	V	BA	SPECIAL		
LE 093G 06								88.90	3.500	2.767	15.80	147.57	5.810	W	BB	SPECIAL		
LE 093G 07								101.60	4.000	2.259	12.90	173.48	6.830	X	BC	SPECIAL		
LE 093G 08								114.30	4.500	1.909	10.90	199.39	7.850	Y	BD	SPECIAL		
LE 093G 09								127.00	5.000	1.681	9.60	223.52	8.800	Z	BE	SPECIAL		
LE 093G 10								139.70	5.500	1.506	8.60	247.50	9.744	BA	BF	SPECIAL		
LE 093G 11								152.40	6.000	1.349	7.70	272.80	10.740	BB	BG	SPECIAL		
LE 105G 01	2.67	0.105	249.19	56.02	26.69	6.00	RANDOM	50.80	2.000	14.711	84.00	66.04	2.600	V	BB	SPECIAL		
LE 105G 02								57.15	2.250	11.279	64.40	76.96	3.030	V	BB	SPECIAL		
LE 105G 03								63.50	2.500	9.121	52.08	87.88	3.460	W	BC	SPECIAL		
LE 105G 04								69.85	2.750	7.650	43.68	99.06	3.900	W	BD	SPECIAL		
LE 105G 05								76.20	3.000	6.571	37.52	109.98	4.330	X	BE	SPECIAL		
LE 105G 06								88.90	3.500	5.198	29.68	131.83	5.190	Y	BF	SPECIAL		
LE 105G 07								101.60	4.000	4.217	24.08	154.43	6.080	Z	BG	SPECIAL		
LE 105G 08								114.30	4.500	3.629	20.72	175.51	6.910	BA	BH	SPECIAL		
LE 105G 09								127.00	5.000	3.138	17.92	197.87	7.790	BB	BJ	SPECIAL		
LE 112G 01	2.84	0.112	306.93	69.00	35.59	8.00	RANDOM	50.80	2.000	20.436	116.69	64.01	2.520	X	BE	SPECIAL		
LE 112G 02								57.15	2.250	15.732	89.83	74.42	2.930	X	BE	SPECIAL		
LE 112G 03								63.50	2.500	12.788	73.02	84.84	3.340	Y	BF	SPECIAL		
LE 112G 04								69.85	2.750	10.772	61.51	95.00	3.740	Y	BF	SPECIAL		
LE 112G 05								76.20	3.000	9.305	53.13	105.41	4.150	Z	BG	SPECIAL		
LE 112G 06								88.90	3.500	7.314	41.76	125.98	4.960	BA	BH	SPECIAL		
LE 112G 07								101.60	4.000	6.025	34.40	146.56	5.770	BB	BJ	SPECIAL		
LE 112G 08								114.30	4.500	5.121	29.24	167.39	6.590	BC	BK	SPECIAL		
LE 112G 09								127.00	5.000	4.454	25.43	187.96	7.400	BD	BL	SPECIAL		
LE 112G 10								139.70	5.500	3.940	22.50	208.56	8.211	BF	BN	SPECIAL		
LE 112G 11								152.40	6.000	3.532	20.17	229.21	9.024	BG	BP	SPECIAL		
LE 125G 01	3.18	0.125	387.00	87.00	84.52	19.00	RANDOM	50.80	2.000	35.965	205.36	59.21	2.331	BF	BH	SPECIAL		
LE 125G 02								57.15	2.250	27.972	159.72	67.97	2.676	BF	BH	SPECIAL		
LE 125G 03								63.50	2.500	22.886	130.68	76.71	3.020	BG	BJ	SPECIAL		
LE 125G 04								69.85	2.750	19.366	110.58	85.47	3.365	BG	BJ	SPECIAL		
LE 125G 05								76.20	3.000	16.783	95.83	94.23	3.710	BG	BJ	SPECIAL		
LE 125G 06								88.90	3.500	13.251	75.66	111.73	4.399	BJ	BL	SPECIAL		
LE 125G 07								101.60	4.000	10.946	62.50	129.24	5.088	BL	BN	SPECIAL		
LE 125G 08								114.30	4.500	9.324	53.24	146.74	5.777	BM	BP	SPECIAL		
LE 125G 09								127.00	5.000	8.121	46.37	164.24	6.466	BN	BQ	SPECIAL		

† Indicates DIN Extension Springs meeting the design parameters outlined in Standard DIN 2097.

Spring rates and maximum loads relate only to music wire. When using stainless steel, multiply by 0.833.

EXTENSION SPRINGS

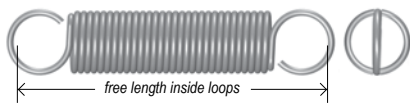


● Loops at Random Position, except for † springs

● Music Wire (Plated), or Stainless Steel (Passivated)

LEE STOCK NUMBER	OUTSIDE DIAMETER		NOMINAL WIRE DIAMETER		MAXIMUM LOAD		INITIAL TENSION		LOOP POSITION	NOMINAL FREE LENGTH		SPRING RATE		MAXIMUM EXTENDED LENGTH		PRICE GROUP		
	MM	IN	MM	IN	N	LB	N	LB		MM	IN	N/MM	LB/IN	MM	IN	Music Wire	302 Stainless	316 Stainless
																M	S	S316
LEM180GH 01†	20.00	0.787	1.80	0.071	87.00	19.56	13.05	2.93	INLINE	46.00	1.811	1.780	10.16	87.91	3.461	S	W	SPECIAL
LEM180GH 02†										56.80	2.236	1.110	6.34	123.80	4.874	S	W	SPECIAL
LEM180GH 03†										73.00	2.874	0.710	4.05	178.00	7.008	U	Z	SPECIAL
LEM180GH 04†										100.00	3.937	0.440	2.51	267.00	10.512	W	BB	SPECIAL
LEM180GH 05†										136.00	5.354	0.290	1.66	386.99	15.236	Z	BE	SPECIAL
LE 055H 01	21.59	0.850	1.40	0.055	34.70	7.80	3.11	0.70	RANDOM	50.80	2.000	0.560	3.20	107.19	4.220	T	X	CE
LE 055H 02										57.15	2.250	0.368	2.10	143.00	5.630	T	X	CE
LE 055H 03										63.50	2.500	0.280	1.60	176.28	6.940	U	Z	CF
LE 055H 04										69.85	2.750	0.210	1.20	220.22	8.670	U	Z	CF
LE 063H 01			1.60	0.063	50.26	11.30	4.45	1.00	RANDOM	57.15	2.250	0.683	3.90	124.21	4.890	T	X	CE
LE 063H 02										63.50	2.500	0.508	2.90	153.67	6.050	T	X	CE
LE 063H 03										69.85	2.750	0.403	2.30	183.64	7.230	U	Z	CF
LE 063H 04										76.20	3.000	0.333	1.90	213.87	8.420	W	BA	CG
LE 063H 05			88.90	3.500	0.245	1.40	275.84	10.860	X	BB	CH							
LE 075H 01			1.91	0.075	81.85	18.40	7.56	1.70	RANDOM	57.15	2.250	1.699	9.70	100.84	3.970	T	Y	SPECIAL
LE 075H 02										63.50	2.500	1.313	7.50	120.14	4.730	T	Y	SPECIAL
LE 075H 03										69.85	2.750	1.051	6.00	140.46	5.530	U	Z	SPECIAL
LE 075H 04										76.20	3.000	0.876	5.00	161.04	6.340	V	BA	SPECIAL
LE 075H 05										88.90	3.500	0.666	3.80	200.41	7.890	W	BB	SPECIAL
LE 075H 06										101.60	4.000	0.525	3.00	243.08	9.570	X	BC	SPECIAL
LE 075H 07										114.30	4.500	0.438	2.50	283.97	11.180	Y	BD	SPECIAL
LE 075H 08	120.65	4.750								0.403	2.30	305.05	12.010	Z	BE	SPECIAL		
LE 075H 09	127.00	5.000								0.385	2.20	319.79	12.590	BA	BF	SPECIAL		
LE 085H 0	2.16	0.085								115.21	25.90	10.68	2.40	RANDOM	50.80	2.000	4.729	27.00
LE 085H 01			57.15	2.250	3.363	19.20	88.14	3.470	T						Y	SPECIAL		
LE 085H 02			63.50	2.500	2.452	14.00	106.17	4.180	T						Y	SPECIAL		
LE 085H 03			69.85	2.750	1.944	11.10	123.70	4.870	U						Z	SPECIAL		
LE 085H 04			76.20	3.000	1.664	9.50	138.94	5.470	V						BA	SPECIAL		
LE 085H 05			88.90	3.500	1.278	7.30	170.69	6.720	W						BB	SPECIAL		
LE 085H 06			101.60	4.000	1.016	5.80	204.47	8.050	X						BC	SPECIAL		
LE 085H 07			114.30	4.500	0.858	4.90	236.22	9.300	Y						BD	SPECIAL		
LE 085H 08			120.65	4.750	0.788	4.50	253.24	9.970	Z						BE	SPECIAL		
LE 085H 09			127.00	5.000	0.718	4.10	272.54	10.730	BA						BF	SPECIAL		
LE 085H 10			139.70	5.500	0.630	3.60	305.56	12.030	BB						BG	SPECIAL		
LE 085H 11	152.40	6.000	0.569	3.25	336.04	13.230	BC	BH	SPECIAL									
LEM200HB 01†	22.00	0.866	2.00	0.079	107.00	24.05	16.11	3.62	INLINE	50.80	2.000	2.030	11.59	95.50	3.760	S	X	SPECIAL
LEM200HB 02†										62.80	2.472	1.270	7.25	134.29	5.287	T	Y	SPECIAL
LEM200HB 03†										80.80	3.181	0.810	4.63	192.81	7.591	W	BB	SPECIAL
LEM200HB 04†										111.00	4.370	0.510	2.91	289.99	11.417	Y	BD	SPECIAL
LEM200HB 05†										151.00	5.945	0.340	1.94	419.00	16.496	BC	BH	SPECIAL
LE 063J 01	25.40	1.000	1.60	0.063	43.15	9.70	4.00	0.90	RANDOM	63.50	2.500	0.455	2.60	149.35	5.880	Y	BC	CJ
LE 063J 02										69.85	2.750	0.333	1.90	187.45	7.380	Y	BC	CJ
LE 063J 03										76.20	3.000	0.263	1.50	225.30	8.870	Z	BD	CK
LE 063J 04										82.55	3.250	0.210	1.20	268.73	10.580	Z	BD	CK
LE 075J 01	1.91	0.075	69.84	15.70	6.23	1.40	RANDOM	63.50	2.500	1.103	6.30	121.16	4.770	Y	BE	SPECIAL		
LE 075J 02								69.85	2.750	0.806	4.60	148.84	5.860	Y	BE	SPECIAL		
LE 075J 03								76.20	3.000	0.630	3.60	177.04	6.970	Z	BF	SPECIAL		
LE 075J 04								88.90	3.500	0.455	2.60	228.60	9.000	Z	BF	SPECIAL		
LE 075J 05								101.60	4.000	0.350	2.00	283.21	11.150	BA	BG	SPECIAL		
LE 075J 06								114.30	4.500	0.298	1.70	327.91	12.910	BB	BG	SPECIAL		
LE 075J 07								127.00	5.000	0.245	1.40	386.33	15.210	BC	BJ	SPECIAL		
LE 085J 0	2.16	0.085	99.20	22.30	8.90	2.00	RANDOM	63.50	2.500	2.016	11.51	108.31	4.264	Y	BE	SPECIAL		
LE 085J 01								69.85	2.750	1.489	8.50	130.56	5.140	Y	BE	SPECIAL		
LE 085J 02								76.20	3.000	1.191	6.80	152.15	5.990	Z	BF	SPECIAL		
LE 085J 03								88.90	3.500	0.876	5.00	192.02	7.560	Z	BF	SPECIAL		
LE 085J 04								101.60	4.000	0.683	3.90	233.93	9.210	BA	BG	SPECIAL		
LE 085J 05								114.30	4.500	0.560	3.20	275.34	10.840	BB	BH	SPECIAL		
LE 085J 06	127.00	5.000	0.473	2.70	318.01	12.520	BC	BJ	SPECIAL									
LE 095J 0	2.41	0.095	133.45	30.00	12.01	2.70	RANDOM	63.50	2.500	4.221	24.10	92.28	3.633	Y	BD	SPECIAL		
LE 095J 01								69.85	2.750	2.627	15.00	116.08	4.570	Y	BE	SPECIAL		
LE 095J 02								76.20	3.000	2.137	12.20	133.10	5.240	Z	BF	SPECIAL		

† Indicates DIN Extension Springs meeting the design parameters outlined in Standard DIN 2097.



EXTENSION SPRINGS

● Loops at Random Position, except for † springs

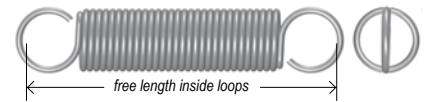
● Music Wire (Plated), or Stainless Steel (Passivated)

LEE STOCK NUMBER	OUTSIDE DIAMETER		NOMINAL WIRE DIAMETER		MAXIMUM LOAD		INITIAL TENSION		LOOP POSITION	NOMINAL FREE LENGTH		SPRING RATE		MAXIMUM EXTENDED LENGTH		PRICE GROUP									
	MM	IN	MM	IN	N	LB	N	LB		MM	IN	N/MM	LB/IN	MM	IN	Music Wire	302 Stainless	316 Stainless							
																M	S	S316							
LE 095J 03	25.40	1.000	2.41	0.095	133.45	30.00	12.01	2.70	RANDOM	88.90	3.500	1.524	8.70	168.66	6.640	Z	BF	SPECIAL							
LE 095J 04										101.60	4.000	1.208	6.90	202.18	7.960	BA	BG	SPECIAL							
LE 095J 05										114.30	4.500	0.981	5.60	238.25	9.380	BB	BH	SPECIAL							
LE 095J 06										127.00	5.000	0.841	4.80	271.53	10.690	BC	BJ	SPECIAL							
LE 095J 07										139.70	5.500	0.722	4.12	308.10	12.130	BD	BK	SPECIAL							
LE 095J 08										152.40	6.000	0.641	3.66	341.88	13.460	BE	BL	SPECIAL							
LE 095J 09										165.10	6.500	0.573	3.27	377.19	14.850	BF	BM	SPECIAL							
LE 095J 10										177.80	7.000	0.518	2.96	411.99	16.220	BG	BN	SPECIAL							
LE 095J 11										203.20	8.000	0.420	2.40	492.07	19.373	BH	BN	SPECIAL							
LE 095J 12										228.60	9.000	0.368	2.10	558.80	22.000	BJ	BP	SPECIAL							
LE 105J 0										2.67	0.105	177.93	40.00	17.79	4.00	RANDOM	63.50	2.500	6.830	39.00	86.94	3.423	Z	BE	SPECIAL
LE 105J 01																	69.85	2.750	4.063	23.20	109.22	4.300	Z	BE	SPECIAL
LE 105J 02	76.20	3.000	3.415	19.50	123.19	4.850	BA	BF	SPECIAL																
LE 105J 03	88.90	3.500	2.434	13.90	154.69	6.090	BB	BG	SPECIAL																
LE 105J 04	101.60	4.000	1.944	11.10	183.90	7.240	BC	BH	SPECIAL																
LE 105J 05	114.30	4.500	1.580	9.02	215.65	8.490	BD	BJ	SPECIAL																
LE 105J 06	127.00	5.000	1.354	7.73	245.36	9.660	BE	BK	SPECIAL																
LE 105J 07	139.70	5.500	1.168	6.67	276.86	10.900	BF	BL	SPECIAL																
LE 105J 08	152.40	6.000	1.028	5.87	308.10	12.130	BG	BM	SPECIAL																
LE 105J 09	165.10	6.500	0.930	5.31	337.31	13.280	BH	BP	SPECIAL																
LE 105J 10	177.80	7.000	0.842	4.81	367.79	14.480	BJ	BQ	SPECIAL																
LE 105J 11	203.20	8.000	0.736	4.20	420.90	16.571	BK	BQ	SPECIAL																
LE 105J 12	228.60	9.000	0.630	3.60	482.60	19.000	BL	BR	SPECIAL																
LE 115J 0	2.92	0.115	222.41	50.00	22.24	5.00	RANDOM	63.50	2.500	10.578	60.40	82.42	3.245	Z	BE	SPECIAL									
LE 115J 01								69.85	2.750	6.690	38.20	99.82	3.930	BA	BF	SPECIAL									
LE 115J 02								76.20	3.000	5.289	30.20	114.05	4.490	BA	BF	SPECIAL									
LE 115J 03								88.90	3.500	3.976	22.70	139.19	5.480	BB	BG	SPECIAL									
LE 115J 04								101.60	4.000	3.100	17.70	166.12	6.540	BC	BH	SPECIAL									
LE 115J 05								114.30	4.500	2.539	14.50	193.04	7.600	BD	BJ	SPECIAL									
LE 115J 06								127.00	5.000	2.189	12.50	218.44	8.600	BE	BK	SPECIAL									
LE 115J 07								139.70	5.500	1.891	10.80	245.62	9.670	BF	BL	SPECIAL									
LE 115J 08								152.40	6.000	1.664	9.50	272.80	10.740	BG	BM	SPECIAL									
LE 115J 09								165.10	6.500	1.506	8.60	297.94	11.730	BJ	BQ	SPECIAL									
LE 115J 10								177.80	7.000	1.366	7.80	324.36	12.770	BL	BS	SPECIAL									
LE 115J 11								203.20	8.000	1.173	6.70	373.79	14.716	BM	BS	SPECIAL									
LE 115J 12	228.60	9.000	1.016	5.80	425.68	16.759	BN	BT	SPECIAL																
LE 125J 0	3.18	0.125	311.38	70.00	31.14	7.00	RANDOM	63.50	2.500	15.289	87.30	81.84	3.222	BB	BF	SPECIAL									
LE 125J 01								69.85	2.750	10.194	58.21	97.28	3.830	BC	BJ	SPECIAL									
LE 125J 02								76.20	3.000	8.340	47.62	109.73	4.320	BD	BK	SPECIAL									
LE 125J 03								88.90	3.500	6.116	34.92	134.62	5.300	BE	BL	SPECIAL									
LE 125J 04								101.60	4.000	4.828	27.57	159.77	6.290	BF	BM	SPECIAL									
LE 125J 05								114.30	4.500	3.990	22.78	184.66	7.270	BG	BN	SPECIAL									
LE 125J 06								127.00	5.000	3.398	19.40	209.55	8.250	BH	BP	SPECIAL									
LE 125J 07								139.70	5.500	2.960	16.90	234.44	9.230	BJ	BQ	SPECIAL									
LE 125J 08								152.40	6.000	2.622	14.97	259.33	10.210	BK	BR	SPECIAL									
LE 125J 09								165.10	6.500	2.417	13.80	281.05	11.065	BK	BQ	SPECIAL									
LE 125J 10								177.80	7.000	2.189	12.50	305.82	12.040	BL	BR	SPECIAL									
LE 125J 11								203.20	8.000	1.839	10.50	355.60	14.000	BM	BS	SPECIAL									
LE 125J 12	228.60	9.000	1.576	9.00	406.40	16.000	BN	BT	SPECIAL																
LE 135J 0	3.43	0.135	378.10	85.00	40.03	9.00	RANDOM	63.50	2.500	23.496	134.16	77.90	3.067	BE	BL	SPECIAL									
LE 135J 01								69.85	2.750	15.102	86.23	92.20	3.630	BE	BL	SPECIAL									
LE 135J 02								76.20	3.000	12.413	70.88	103.38	4.070	BF	BM	SPECIAL									
LE 135J 03								88.90	3.500	9.156	52.28	125.73	4.950	BG	BN	SPECIAL									
LE 135J 04								101.60	4.000	7.252	41.41	148.34	5.840	BH	BP	SPECIAL									
LE 135J 05								114.30	4.500	6.004	34.28	170.69	6.720	BJ	BQ	SPECIAL									
LE 135J 06								127.00	5.000	5.123	29.25	193.04	7.600	BK	BR	SPECIAL									
LE 135J 07								139.70	5.500	4.466	25.50	215.39	8.480	BL	BS	SPECIAL									
LE 135J 08								152.40	6.000	3.960	22.61	237.74	9.360	BM	BT	SPECIAL									
LE 135J 09								165.10	6.500	3.643	20.80	257.91	10.154	BN	BR	SPECIAL									
LE 135J 10								177.80	7.000	3.310	18.90	279.93	11.021	BP	BS	SPECIAL									

† Indicates DIN Extension Springs meeting the design parameters outlined in Standard DIN 2097.

Spring rates and maximum loads relate only to music wire. When using stainless steel, multiply by 0.833.

EXTENSION SPRINGS

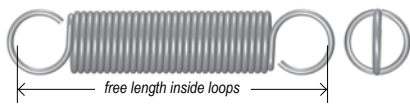


● Loops at Random Position, except for † springs

● Music Wire (Plated), or Stainless Steel (Passivated)

LEE STOCK NUMBER	OUTSIDE DIAMETER		NOMINAL WIRE DIAMETER		MAXIMUM LOAD		INITIAL TENSION		LOOP POSITION	NOMINAL FREE LENGTH		SPRING RATE		MAXIMUM EXTENDED LENGTH		PRICE GROUP		
	MM	IN	MM	IN	N	LB	N	LB		MM	IN	N/MM	LB/IN	MM	IN	Music Wire	302 Stainless	316 Stainless
																M	S	S316
LE 135J 11	25.40	1.000	3.43	0.135	378.10	85.00	40.03	9.00	RANDOM	203.20	8.000	2.785	15.90	324.61	12.780	BQ	BT	SPECIAL
LE 135J 12										228.60	9.000	2.399	13.70	369.49	14.547	BR	BU	SPECIAL
LE 148J 01			3.76	0.148	498.42	112.05	43.06	9.68	RANDOM	63.50	2.500	35.517	202.80	76.20	3.000	BF	BL	SPECIAL
LE 148J 02										69.85	2.750	27.899	159.30	86.18	3.393	BG	BM	SPECIAL
LE 148J 03										76.20	3.000	21.699	123.90	97.18	3.826	BH	BN	SPECIAL
LE 148J 04										88.90	3.500	16.270	92.90	116.89	4.602	BJ	BP	SPECIAL
LE 148J 05										101.60	4.000	12.592	71.90	137.77	5.424	BK	BQ	SPECIAL
LE 148J 06										114.30	4.500	10.280	58.70	158.60	6.244	BL	BR	SPECIAL
LE 148J 07										127.00	5.000	8.687	49.60	179.43	7.064	BM	BS	SPECIAL
LE 148J 08										139.70	5.500	7.653	43.70	199.21	7.843	BN	BT	SPECIAL
LE 148J 09										152.40	6.000	6.743	38.50	219.94	8.659	BP	BU	SPECIAL
LE 148J 10										165.10	6.500	6.007	34.30	240.92	9.485	BQ	BV	SPECIAL
LE 148J 11										177.80	7.000	5.429	31.00	261.67	10.302	BR	BW	SPECIAL
LE 148J 12	203.20	8.000								4.588	26.20	302.44	11.907	BS	BX	SPECIAL		
LE 148J 13	228.60	9.000	3.940	22.50	344.17	13.550	BT	BY	SPECIAL									
LE 085JK 01	28.58	1.125	2.16	0.085	93.41	21.00	8.41	1.89	RANDOM	76.20	3.000	1.226	7.00	145.54	5.730	BA	BF	SPECIAL
LE 085JK 02										88.90	3.500	0.753	4.30	201.68	7.940	BB	BG	SPECIAL
LE 085JK 03										101.60	4.000	0.543	3.10	258.06	10.160	BC	BH	SPECIAL
LE 085JK 04										114.30	4.500	0.438	2.50	308.36	12.140	BD	BJ	SPECIAL
LE 085JK 05										127.00	5.000	0.350	2.00	369.82	14.560	BE	BK	SPECIAL
LE 085JK 06										139.70	5.500	0.298	1.70	425.20	16.740	BF	BL	SPECIAL
LE 085JK 07										152.40	6.000	0.263	1.50	476.00	18.740	BG	BM	SPECIAL
LE 085JK 08										165.10	6.500	0.228	1.30	538.48	21.200	BH	BN	SPECIAL
LE 085JK 09										177.80	7.000	0.210	1.20	582.42	22.930	BJ	BQ	SPECIAL
LE 105JK 01	28.58	1.125	2.16	0.085	93.41	21.00	8.41	1.89	RANDOM	76.20	3.000	3.433	19.60	120.90	4.760	BA	BF	SPECIAL
LE 105JK 02										88.90	3.500	2.189	12.50	158.75	6.250	BB	BG	SPECIAL
LE 105JK 03										101.60	4.000	1.611	9.20	196.60	7.740	BC	BH	SPECIAL
LE 105JK 04										114.30	4.500	1.278	7.30	233.93	9.210	BD	BJ	SPECIAL
LE 105JK 05										127.00	5.000	1.051	6.00	272.54	10.730	BE	BK	SPECIAL
LE 105JK 06										139.70	5.500	0.893	5.10	311.15	12.250	BF	BL	SPECIAL
LE 105JK 07										152.40	6.000	0.788	4.50	346.46	13.640	BG	BM	SPECIAL
LE 105JK 08										165.10	6.500	0.683	3.90	389.13	15.320	BH	BN	SPECIAL
LE 105JK 09										177.80	7.000	0.613	3.50	427.48	16.830	BJ	BQ	SPECIAL
LE 125JK 01	28.58	1.125	2.16	0.085	93.41	21.00	8.41	1.89	RANDOM	76.20	3.000	8.091	46.20	105.94	4.171	BD	BJ	SPECIAL
LE 125JK 02										88.90	3.500	5.307	30.30	134.24	5.285	BE	BK	SPECIAL
LE 125JK 03										101.60	4.000	3.940	22.50	162.66	6.404	BF	BL	SPECIAL
LE 125JK 04										114.30	4.500	3.135	17.90	191.06	7.522	BG	BM	SPECIAL
LE 125JK 05										127.00	5.000	2.609	14.90	219.20	8.630	BH	BN	SPECIAL
LE 125JK 06										139.70	5.500	2.224	12.70	247.88	9.759	BJ	BP	SPECIAL
LE 125JK 07										152.40	6.000	1.944	11.10	276.17	10.873	BK	BQ	SPECIAL
LE 125JK 08										165.10	6.500	1.734	9.90	303.89	11.964	BL	BR	SPECIAL
LE 125JK 09										177.80	7.000	1.559	8.90	332.16	13.077	BM	BS	SPECIAL
LE 095K 01	31.75	1.250	2.41	0.095	115.65	26.00	10.45	2.35	RANDOM	82.55	3.250	1.275	7.28	165.10	6.500	BB	BH	SPECIAL
LE 095K 02										88.90	3.500	1.026	5.86	191.52	7.540	BB	BH	SPECIAL
LE 095K 03										101.60	4.000	0.739	4.22	243.84	9.600	BC	BJ	SPECIAL
LE 095K 04										114.30	4.500	0.578	3.30	296.42	11.670	BD	BK	SPECIAL
LE 095K 05										127.00	5.000	0.475	2.71	348.74	13.730	BE	BL	SPECIAL
LE 095K 06										139.70	5.500	0.403	2.30	400.81	15.780	BF	BM	SPECIAL
LE 095K 07										152.40	6.000	0.349	1.99	454.15	17.880	BG	BN	SPECIAL
LE 095K 08										165.10	6.500	0.308	1.76	506.48	19.940	BH	BP	SPECIAL
LE 095K 09										177.80	7.000	0.275	1.57	560.32	22.060	BJ	BQ	SPECIAL
LE 095K 10										190.50	7.500	0.250	1.43	610.62	24.040	BK	BR	SPECIAL
LE 115K 01	31.75	1.250	2.41	0.095	115.65	26.00	10.45	2.35	RANDOM	82.55	3.250	3.163	18.06	139.95	5.510	BF	BK	SPECIAL
LE 115K 02										88.90	3.500	2.574	14.70	159.26	6.270	BF	BK	SPECIAL
LE 115K 03										101.60	4.000	1.877	10.72	198.12	7.800	BG	BL	SPECIAL
LE 115K 04										114.30	4.500	1.476	8.43	236.98	9.330	BH	BM	SPECIAL
LE 115K 05										127.00	5.000	1.217	6.95	275.84	10.860	BJ	BN	SPECIAL
LE 115K 06										139.70	5.500	1.035	5.91	314.96	12.400	BK	BP	SPECIAL
LE 115K 07										152.40	6.000	0.900	5.14	353.82	13.930	BK	BQ	SPECIAL
LE 115K 08										165.10	6.500	0.797	4.55	392.68	15.460	BL	BR	SPECIAL

† Indicates DIN Extension Springs meeting the design parameters outlined in Standard DIN 2097.



EXTENSION SPRINGS

● Loops at Random Position, except for † springs

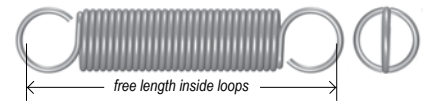
● Music Wire (Plated), or Stainless Steel (Passivated)

LEE STOCK NUMBER	OUTSIDE DIAMETER		NOMINAL WIRE DIAMETER		MAXIMUM LOAD		INITIAL TENSION		LOOP POSITION	NOMINAL FREE LENGTH		SPRING RATE		MAXIMUM EXTENDED LENGTH		PRICE GROUP		
	MM	IN	MM	IN	N	LB	N	LB		MM	IN	N/MM	LB/IN	MM	IN	Music Wire	302 Stainless	316 Stainless
																M	S	\$316
LE 115K 09	31.75	1.250	2.92	0.115	200.17	45.00	18.90	4.25	RANDOM	177.80	7.000	0.715	4.08	431.55	16.990	BM	BS	SPECIAL
LE 115K 10										190.50	7.500	0.648	3.70	470.15	18.510	BN	BT	SPECIAL
LE 135K 01			3.43	0.135	289.13	65.00	27.58	6.20	RANDOM	82.55	3.250	7.093	40.50	119.38	4.700	BJ	BL	SPECIAL
LE 135K 02										88.90	3.500	6.025	34.40	132.33	5.210	BJ	BL	SPECIAL
LE 135K 03										101.60	4.000	4.466	25.50	160.27	6.310	BK	BM	SPECIAL
LE 135K 04										114.30	4.500	3.450	19.70	189.99	7.480	BK	BM	SPECIAL
LE 135K 05										127.00	5.000	2.872	16.40	218.19	8.590	BL	BP	SPECIAL
LE 135K 06										139.70	5.500	2.382	13.60	249.43	9.820	BL	BP	SPECIAL
LE 135K 07										152.40	6.000	2.084	11.90	277.88	10.940	BM	BR	SPECIAL
LE 135K 08										165.10	6.500	1.856	10.60	306.07	12.050	BM	BR	SPECIAL
LE 135K 09										177.80	7.000	1.664	9.50	335.03	13.190	BN	BS	SPECIAL
LE 135K 10										190.50	7.500	1.506	8.60	364.24	14.340	BP	BT	SPECIAL
LE 148K 01			3.76	0.148	384.77	86.50	35.59	8.00	RANDOM	82.55	3.250	11.187	63.88	113.77	4.479	BK	BP	SPECIAL
LE 148K 02										88.90	3.500	9.251	52.82	126.64	4.986	BK	BP	SPECIAL
LE 148K 03										101.60	4.000	6.872	39.24	152.43	6.001	BL	BQ	SPECIAL
LE 148K 04										114.30	4.500	5.466	31.21	178.18	7.015	BL	BQ	SPECIAL
LE 148K 05										127.00	5.000	4.538	25.91	203.96	8.030	BM	BR	SPECIAL
LE 148K 06										139.70	5.500	3.879	22.15	229.72	9.044	BM	BR	SPECIAL
LE 148K 07										152.40	6.000	3.387	19.34	255.50	10.059	BN	BS	SPECIAL
LE 148K 08										165.10	6.500	3.005	17.16	281.31	11.075	BN	BS	SPECIAL
LE 148K 09	177.80	7.000								2.702	15.43	307.01	12.087	BP	BT	SPECIAL		
LE 148K 10	190.50	7.500								2.454	14.01	332.82	13.103	BQ	BU	SPECIAL		
LE 125L 01	38.10	1.500	3.18	0.125	200.17	45.00	18.68	4.20	RANDOM	114.30	4.500	1.576	9.00	229.36	9.030	BJ	BN	SPECIAL
LE 125L 02										127.00	5.000	1.243	7.10	273.05	10.750	BK	BP	SPECIAL
LE 125L 03										139.70	5.500	1.028	5.87	316.23	12.450	BL	BQ	SPECIAL
LE 125L 04										152.40	6.000	0.876	5.00	359.66	14.160	BM	BR	SPECIAL
LE 125L 05										165.10	6.500	0.762	4.35	403.35	15.880	BN	BS	SPECIAL
LE 125L 06										177.80	7.000	0.676	3.86	446.28	17.570	BP	BT	SPECIAL
LE 125L 07										190.50	7.500	0.606	3.46	489.97	19.290	BQ	BU	SPECIAL
LE 125L 08										203.20	8.000	0.550	3.14	533.15	20.990	BR	BV	SPECIAL
LE 148L 01	3.76	0.148	314.18	70.63	29.80	6.70	RANDOM	114.30	4.500	4.256	24.30	181.13	7.131	BP	BS	SPECIAL		
LE 148L 02								127.00	5.000	3.275	18.70	213.84	8.419	BQ	BT	SPECIAL		
LE 148L 03								139.70	5.500	2.680	15.30	245.82	9.678	BR	BU	SPECIAL		
LE 148L 04								152.40	6.000	2.259	12.90	278.28	10.956	BS	BV	SPECIAL		
LE 148L 05								165.10	6.500	1.961	11.20	310.08	12.208	BT	BW	SPECIAL		
LE 148L 06								177.80	7.000	1.716	9.80	343.48	13.523	BU	BX	SPECIAL		
LE 148L 07								190.50	7.500	1.541	8.80	375.03	14.765	BV	BY	SPECIAL		
LE 148L 08								203.20	8.000	1.384	7.90	408.74	16.092	BW	BZ	SPECIAL		
LE 177L 01	4.50	0.177	538.06	120.96	48.80	10.97	RANDOM	114.30	4.500	10.490	59.90	160.93	6.336	BQ	BW	SPECIAL		
LE 177L 02								127.00	5.000	8.214	46.90	186.56	7.345	BR	BX	SPECIAL		
LE 177L 03								139.70	5.500	6.743	38.50	212.27	8.357	BS	BY	SPECIAL		
LE 177L 04								152.40	6.000	5.727	32.70	237.85	9.364	BT	BZ	SPECIAL		
LE 177L 05								165.10	6.500	4.974	28.40	263.47	10.373	BU	CA	SPECIAL		
LE 177L 06								177.80	7.000	4.396	25.10	289.10	11.382	BV	CB	SPECIAL		
LE 177L 07								190.50	7.500	3.940	22.50	314.66	12.388	BW	CC	SPECIAL		
LE 177L 08								203.20	8.000	3.555	20.30	340.82	13.418	BX	CD	SPECIAL		
LE 148N 01	44.45	1.750	3.76	0.148	286.15	64.33	25.76	5.79	RANDOM	127.00	5.000	2.627	15.00	226.14	8.903	BR	BX	SPECIAL
LE 148N 02										139.70	5.500	2.014	11.50	268.99	10.590	BS	BY	SPECIAL
LE 148N 03										152.40	6.000	1.646	9.40	310.59	12.228	BT	BZ	SPECIAL
LE 148N 04										165.10	6.500	1.384	7.90	353.31	13.910	BU	CA	SPECIAL
LE 148N 05										177.80	7.000	1.191	6.80	396.47	15.609	BV	CB	SPECIAL
LE 148N 06										190.50	7.500	1.051	6.00	438.30	17.256	BW	CC	SPECIAL
LE 148N 07										203.20	8.000	0.928	5.30	483.74	19.045	BX	CD	SPECIAL
LE 148N 08										228.60	9.000	0.771	4.40	566.52	22.304	BY	CE	SPECIAL
LE 177N 01	4.50	0.177	469.33	105.51	42.26	9.50	RANDOM	127.00	5.000	6.410	36.60	193.62	7.623	BS	BY	SPECIAL		
LE 177N 02								139.70	5.500	4.991	28.50	225.27	8.869	BT	BZ	SPECIAL		
LE 177N 03								152.40	6.000	4.081	23.30	257.07	10.121	BU	CA	SPECIAL		
LE 177N 04								165.10	6.500	3.450	19.70	288.90	11.374	BV	CB	SPECIAL		
LE 177N 05								177.80	7.000	2.995	17.10	320.42	12.615	BW	CC	SPECIAL		
LE 177N 06								190.50	7.500	2.645	15.10	351.99	13.858	BX	CD	SPECIAL		

† Indicates DIN Extension Springs meeting the design parameters outlined in Standard DIN 2097.

Spring rates and maximum loads relate only to music wire. When using stainless steel, multiply by 0.833.

EXTENSION SPRINGS



● Loops at Random Position, except for † springs

● Music Wire (Plated), or Stainless Steel (Passivated)

LEE STOCK NUMBER	OUTSIDE DIAMETER		NOMINAL WIRE DIAMETER		MAXIMUM LOAD		INITIAL TENSION		LOOP POSITION	NOMINAL FREE LENGTH		SPRING RATE		MAXIMUM EXTENDED LENGTH		PRICE GROUP				
	MM	IN	MM	IN	N	LB	N	LB		MM	IN	N/MM	LB/IN	MM	IN	Music Wire	302 Stainless	316 Stainless		
																M	S	S316		
LE 177N 07 LE 177N 08	44.45	1.750	4.50	0.177	469.33	105.51	42.26	9.50	RANDOM	203.20 228.60	8.000 9.000	2.364 1.961	13.50 11.20	383.84 446.33	15.112 17.572	BY BZ	CE CF	SPECIAL SPECIAL		
LE 207N 01 LE 207N 02 LE 207N 03			5.26	0.207	723.06	162.55	64.90	14.59	RANDOM	127.00 139.70 152.40	5.000 5.500 6.000	14.046 11.068 9.124	80.20 63.20 52.10	173.86 199.16 224.54	6.845 7.841 8.840	BT BU BV	BZ CA CB	SPECIAL SPECIAL SPECIAL		
LE 207N 04 LE 207N 05 LE 207N 06			165.10 177.80 190.50	6.500 7.000 7.500	7.758 6.760 5.990	44.30 38.60 34.20	249.94 275.16 300.38	9.840 10.833 11.826	BW BX BY	CC CD CE	SPECIAL SPECIAL SPECIAL									
LE 207N 07 LE 207N 08			203.20 228.60	8.000 9.000	5.359 4.448	30.60 25.40	326.01 376.56	12.835 14.825	BZ CA	CF CG	SPECIAL SPECIAL									
LE 177P 01 LE 177P 02 LE 177P 03			50.80	2.000	4.50	0.177	413.46	92.95	37.23	8.37	RANDOM	139.70 152.40 165.10	5.500 6.000 6.500	4.238 3.275 2.680	24.20 18.70 15.30	228.47 267.28 305.51	8.995 10.523 12.028	BU BV BW	CA CB CC	SPECIAL SPECIAL SPECIAL
LE 177P 04 LE 177P 05 LE 177P 06					177.80 190.50 203.20	7.000 7.500 8.000	2.259 1.944 1.716	12.90 11.10 9.80	344.35 384.05 422.43	13.557 15.120 16.631	BX BY BZ	CD CE CF	SPECIAL SPECIAL SPECIAL							
LE 177P 07 LE 177P 08					228.60 254.00	9.000 10.000	1.384 1.156	7.90 6.60	500.53 579.50	19.706 22.815	CA CB	CG CH	SPECIAL SPECIAL							
LE 207P 01 LE 207P 02 LE 207P 03					139.70 152.40 165.10	5.500 6.000 6.500	9.194 7.198 5.919	52.50 41.10 33.80	202.72 232.89 262.97	7.981 9.169 10.353	BV BW BX	CB CC CD	SPECIAL SPECIAL SPECIAL							
LE 207P 04 LE 207P 05 LE 207P 06	177.80 190.50 203.20	7.000 7.500 8.000			5.026 4.361 3.853	28.70 24.90 22.00	293.07 323.37 353.57	11.538 12.731 13.920	BY BZ CA	CE CF CG	SPECIAL SPECIAL SPECIAL									
LE 207P 07 LE 207P 08	228.60 254.00	9.000 10.000			3.135 2.627	17.90 15.00	413.41 474.55	16.276 18.683	CB CC	CH CJ	SPECIAL SPECIAL									

† Indicates DIN Extension Springs meeting the design parameters outlined in Standard DIN 2097.



Benefit from the **Lee Spring Difference**

Lee Spring offers around **25,000 stock springs** packed with all these extras at no additional charge.

Plating

On all music wire stock springs

Grinding

On all standard stock compression springs

Passivation

On 302, 316 & 17-7 stainless steel stock springs

Expert engineering assistance

On stock and custom springs

Certificate of compliance

On all stock springs

Guaranteed RoHS compliance

Live customer service support

Enhanced CAD downloads

On stock spring designs

Comprehensive website with on-line ordering

FREE Standard Delivery available within the EU

On stock spring designs



TORSION SPRINGS

Tolerances

Tolerances on Outside Diameter	
INCHES	MILLIMETERS
.093" – .125" ± .004"	2.36 – 3.17 ± .10mm
.126" – .200" ± .005"	3.18 – 5.08 ± .13mm
.201" – .300" ± .007"	5.09 – 7.62 ± .18mm
.301" – .410" ± .010"	7.63 – 10.41 ± .26mm
.411" – .500" ± .013"	10.42 – 12.70 ± .33mm
.501" – .700" ± .015"	12.71 – 17.78 ± .38mm
.701" – .875" ± .020"	17.79 – 22.23 ± .51mm
.876" – 1.125" ± .025"	22.24 – 28.58 ± .64mm
1.126" – 1.218" ± .030"	28.59 – 30.94 ± .76mm
1.219" – 1.250" ± .035"	30.95 – 31.75 ± .89mm
1.251" – 1.360" ± .040"	31.76 – 34.54 ± 1.02mm
1.361" – 1.520" ± .045"	34.55 – 38.60 ± 1.14mm
1.521" – 1.750" ± .050"	38.61 – 44.45 ± 1.27mm
1.751" – 2.000" ± .055"	44.46 – 50.80 ± 1.40mm
Over 2.000" ± .060"	Over 50.80 ± 1.52mm

Tolerances on Free Position:

From 3 to 10 total coils (Incl.) ± 10°
From 11 to 20 total coils (Incl.) ± 15°

TORSION SPRINGS

Guide to using tables

Radius

please note that R (radius) where force is applied, is always 1/2 of A (length of leg).
Dotted lines of legs show loaded position where values of T (Torque) will be achieved at R (Radius)

Length of Leg

lengths of leg are shown on A in the sketches below.

Outside Diameter

of spring body.

Suggested Mandrel

size allows approximately a 10% clearance for the various deflections shown in examples below. If greater deflections are required, we suggest a suitable reduction in mandrel size.

Lee Stock Number

Please add suffix **M** for Music Wire, **S** for Stainless Steel or **S316** for Type 316 Stainless when ordering.

Wire Diameter

in ascending order of size.

Maximum Torque

the greatest torque value capable for design. However, if properly mounted and the values shown under T (Torque) are reduced by approximately 20%, the life of the spring will be considerably improved (See note 6).

Deflection to Maximum Torque

the degrees of angular movement between the legs to achieve maximum torque.

LEE STOCK NUMBER	NOMINAL WIRE DIAMETER		(T) MAXIMUM TORQUE (See footnotes)	DEFLECTION TO MAX. TORQUE (Degrees)	(R) RADIUS		(A) LENGTH OF LEG		OUTSIDE DIAMETER		SUGGESTED MANDREL SIZE		(L) BODY LENGTH APPROX.	TOTAL NO. OF COILS	PRICE LIST				
	MM	IN			MM	IN	MM	IN	MM	IN	MM	IN			MM	IN	MM	IN	M
LTRO12A 01	0.30	0.012	5.65	0.050	90	4.76	0.188	9.53	0.375	2.67	0.105	1.65	0.065	1.37	0.054	3.25	L	M	Z
LTRO12A 07			5.42	0.048	90	6.35	0.250	12.70	0.500	3.71	0.146	2.39	0.094	0.99	0.039	2.25	L	M	Z
LTRO14A 01	0.36	0.014	8.47	0.075	90	6.35	0.250	12.70	0.500	3.15	0.124	1.57	0.062	1.65	0.065	3.25	L	M	Z
LTRO14A 07			8.47	0.075	90	6.35	0.250	12.70	0.500	4.37	0.172	3.18	0.125	1.17	0.046	2.25	L	M	Z
LTRO15B 01	0.38	0.015	11.30	0.100	90	6.35	0.250	12.70	0.500	2.62	0.111	1.57	0.062	1.73	0.068	3.25	L	M	Z
LTRO15B 07			11.30	0.100	90	6.35	0.250	12.70	0.500	4.34	0.171	2.39	0.094	1.24	0.049	2.25	L	M	Z
LTMR040A 01	0.40	0.016	9.97	0.088	68	8.00	0.315	16.00	0.630	2.80	0.110	1.50	0.059	2.01	0.079	4.25	L	M	SPECIAL
LTMR040A 07			9.97	0.088	36	8.00	0.315	16.00	0.630	2.80	0.110	1.50	0.059	1.19	0.047	2.25	L	M	SPECIAL
LTMR040C 01			9.97	0.088	96	8.00	0.315	16.00	0.630	3.80	0.150	2.50	0.098	2.01	0.079	4.25	L	M	SPECIAL
LTMR040C 07			9.97	0.088	51	8.00	0.315	16.00	0.630	3.80	0.150	2.50	0.098	1.19	0.047	2.25	L	M	SPECIAL
LTMR040G 01			9.97	0.088	153	8.00	0.315	16.00	0.630	5.80	0.228	4.00	0.157	2.01	0.079	4.25	L	M	SPECIAL
LTMR040G 07			9.97	0.088	81	8.00	0.315	16.00	0.630	5.80	0.228	4.00	0.157	1.19	0.047	2.25	L	M	SPECIAL
LTRO17C 01	0.43	0.017	14.12	0.125	90	6.35	0.250	12.70	0.500	4.06	0.160	2.36	0.093	1.96	0.077	3.25	L	M	Z
LTRO17C 07			14.12	0.125	90	9.53	0.375	19.05	0.750	5.66	0.223	3.96	0.156	1.40	0.055	2.25	L	M	Z
LTRO18C 01	0.46	0.018	16.95	0.150	90	6.35	0.250	12.70	0.500	4.52	0.178	2.77	0.109	2.03	0.080	3.25	L	M	Z
LTRO18C 07			16.95	0.150	90	9.53	0.375	19.05	0.750	5.94	0.234	3.96	0.156	1.47	0.058	2.25	L	M	Z
LTMR050B 01	0.50	0.020	17.90	0.159	64	10.00	0.394	20.00	0.787	3.50	0.138	2.00	0.079	2.49	0.098	4.25	L	M	SPECIAL
LTMR050B 07			17.90	0.159	34	10.00	0.394	20.00	0.787	3.50	0.138	2.00	0.079	1.50	0.059	2.25	L	M	SPECIAL
LTMR050E 01			17.90	0.159	86	10.00	0.394	20.00	0.787	4.50	0.177	3.00	0.118	2.49	0.098	4.25	L	M	SPECIAL
LTMR050E 07			17.90	0.159	45	10.00	0.394	20.00	0.787	4.50	0.177	3.00	0.118	1.50	0.059	2.25	L	M	SPECIAL
LTMR050J 01			17.90	0.159	139	10.00	0.394	20.00	0.787	7.00	0.276	5.00	0.197	2.49	0.098	4.25	L	M	SPECIAL
LTMR050J 07			17.90	0.159	74	10.00	0.394	20.00	0.787	7.00	0.276	5.00	0.197	1.50	0.059	2.25	L	M	SPECIAL

Price Group

reference to the price list

Number of Coils

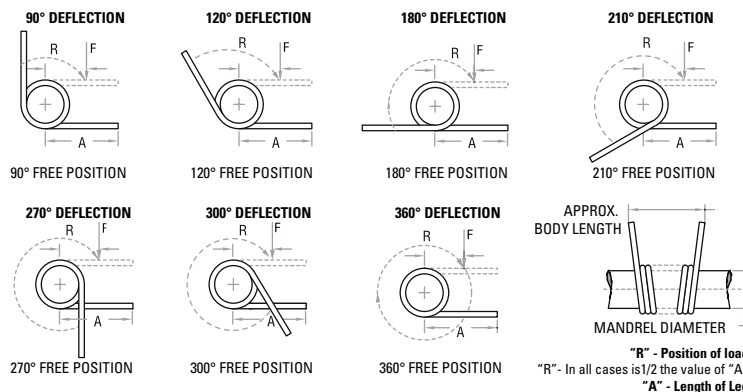
total coils in each spring.

Body Length

overall length, see sketch below.

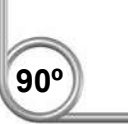
ADDITIONAL INFORMATION

- To translate torque values to direct load: Use $F = \frac{T}{R}$ Formula
F = Load applied at Radius R. T = Torque
- To calculate torque values other than those listed (Position of Ends), a direct proportion may be used.
- Inspection of Load. Loads should always be checked at the Radius (R value).
- Direction of Wind. Good design dictates that torsion springs should be used in the direction that winds the coil. When ordering be sure to specify either Left or Right Hand wind.
- Material specifications, finishes and tolerances are detailed on page 251.



- Please note that the torque listed in the following torsion spring tables relate only to music wire. When choosing stainless steel multiply the factors by 0.933. **When choosing S316 for type 316 stainless steel the torque and deflection should be further reduced approximately 65%-90% depending on the size.** To discuss S316 material applications please call Lee Spring's Engineering Department.

TORSION SPRINGS



● Left Hand or Right Helix

● Music Wire (Plated*) or Stainless Steel (Passivated)

LEE STOCK NUMBER	NOMINAL WIRE DIAMETER		(T) MAXIMUM TORQUE (see footnotes)		DEFLECTION TO MAX. TORQUE	(R) RADIUS		(A) LENGTH OF LEG		OUTSIDE DIAMETER		SUGGESTED MANDREL SIZE		(L) BODY LENGTH APPROX.		TOTAL NO. OF COILS	PRICE LIST		
																	Music wire	302 Stainless	316 Stainless
	MM	IN	N-MM	IN-LB	DEG (°)	MM	IN	MM	IN	MM	IN	MM	IN	MM	IN	M	S	S316	
LTL012A 01 LTR012A 01	0.30	0.012	5.65	0.050	90	4.76	0.188	9.53	0.375	2.67	0.105	1.65	0.065	1.37	0.054	3.25	L	M	Z
LTL012A 07 LTR012A 07			5.42	0.048	90	6.35	0.250	12.70	0.500	3.71	0.146	2.39	0.094	0.99	0.039	2.25	L	M	Z
LTL014A 01 LTR014A 01	0.36	0.014	8.47	0.075	90	6.35	0.250	12.70	0.500	3.15	0.124	1.57	0.062	1.65	0.065	3.25	L	M	Z
LTL014A 07 LTR014A 07			8.47	0.075	90	6.35	0.250	12.70	0.500	4.37	0.172	3.18	0.125	1.17	0.046	2.25	L	M	Z
LTL015B 01 LTR015B 01	0.38	0.015	11.30	0.100	90	6.35	0.250	12.70	0.500	2.82	0.111	1.57	0.062	1.73	0.068	3.25	L	M	Z
LTL015B 07 LTR015B 07			11.30	0.100	90	6.35	0.250	12.70	0.500	4.34	0.171	2.39	0.094	1.24	0.049	2.25	L	M	Z
LTML040A 01 LTMR040A 01	0.40	0.016	9.97	0.088	68	8.00	0.315	16.00	0.630	2.80	0.110	1.50	0.059	2.01	0.079	4.25	L	M	SPECIAL
LTML040A 07 LTMR040A 07			9.97	0.088	36	8.00	0.315	16.00	0.630	2.80	0.110	1.50	0.059	1.19	0.047	2.25	L	M	SPECIAL
LTML040C 01 LTMR040C 01			9.97	0.088	96	8.00	0.315	16.00	0.630	3.80	0.150	2.50	0.098	2.01	0.079	4.25	L	M	SPECIAL
LTML040C 07 LTMR040C 07			9.97	0.088	51	8.00	0.315	16.00	0.630	3.80	0.150	2.50	0.098	1.19	0.047	2.25	L	M	SPECIAL
LTML040G 01 LTMR040G 01			9.97	0.088	153	8.00	0.315	16.00	0.630	5.80	0.228	4.00	0.157	2.01	0.079	4.25	L	M	SPECIAL
LTML040G 07 LTMR040G 07			9.97	0.088	81	8.00	0.315	16.00	0.630	5.80	0.228	4.00	0.157	1.19	0.047	2.25	L	M	SPECIAL
LTL017C 01 LTR017C 01	0.43	0.017	14.12	0.125	90	6.35	0.250	12.70	0.500	4.06	0.160	2.36	0.093	1.96	0.077	3.25	L	M	Z
LTL017C 07 LTR017C 07			14.12	0.125	90	9.53	0.375	19.05	0.750	5.66	0.223	3.96	0.156	1.40	0.055	2.25	L	M	Z
LTL018C 01 LTR018C 01	0.46	0.018	16.95	0.150	90	6.35	0.250	12.70	0.500	4.52	0.178	2.77	0.109	2.03	0.080	3.25	L	M	Z
LTL018C 07 LTR018C 07			16.95	0.150	90	9.53	0.375	19.05	0.750	5.94	0.234	3.96	0.156	1.47	0.058	2.25	L	M	Z
LTML050B 01 LTMR050B 01	0.50	0.020	17.90	0.159	64	10.00	0.394	20.00	0.787	3.50	0.138	2.00	0.079	2.49	0.098	4.25	L	M	SPECIAL
LTML050B 07 LTMR050B 07			17.90	0.159	34	10.00	0.394	20.00	0.787	3.50	0.138	2.00	0.079	1.50	0.059	2.25	L	M	SPECIAL
LTML050E 01 LTMR050E 01			17.90	0.159	86	10.00	0.394	20.00	0.787	4.50	0.177	3.00	0.118	2.49	0.098	4.25	L	M	SPECIAL
LTML050E 07 LTMR050E 07			17.90	0.159	45	10.00	0.394	20.00	0.787	4.50	0.177	3.00	0.118	1.50	0.059	2.25	L	M	SPECIAL
LTML050J 01 LTMR050J 01			17.90	0.159	139	10.00	0.394	20.00	0.787	7.00	0.276	5.00	0.197	2.49	0.098	4.25	L	M	SPECIAL
LTML050J 07 LTMR050J 07			17.90	0.159	74	10.00	0.394	20.00	0.787	7.00	0.276	5.00	0.197	1.50	0.059	2.25	L	M	SPECIAL
LTL020D 01 LTR020D 01	0.51	0.020	22.60	0.200	90	9.53	0.375	19.05	0.750	4.85	0.191	3.05	0.120	2.29	0.090	3.25	L	M	Z
LTL020D 07 LTR020D 07			22.60	0.200	90	12.70	0.500	25.40	1.000	6.78	0.267	4.78	0.188	1.65	0.065	2.25	L	M	Z
LTL021D 01 LTR021D 01	0.53	0.021	28.25	0.250	90	9.53	0.375	19.05	0.750	5.08	0.200	3.05	0.120	2.41	0.095	3.25	L	M	Z
LTL021D 07 LTR021D 07			28.25	0.250	90	12.70	0.500	25.40	1.000	6.63	0.261	4.78	0.188	1.73	0.068	2.25	L	M	Z
LTL023D 01 LTR023D 01	0.58	0.023	37.28	0.330	90	9.53	0.375	19.05	0.750	5.18	0.204	3.18	0.125	2.62	0.103	3.25	L	K	Z
LTL023D 07 LTR023D 07			37.28	0.330	90	12.70	0.500	25.40	1.000	7.24	0.285	4.78	0.188	1.91	0.075	2.25	L	M	Z

* Wires 0.64mm (0.025") and less are Instrument Torsion, and finish may be based on Pre-coated Tin wire, or Pre-coated Zinc wire, at Lee Spring's discretion.

TORSION SPRINGS

● Left Hand or Right Helix

● Music Wire (Plated*) or Stainless Steel (Passivated)

LEE STOCK NUMBER	NOMINAL WIRE DIAMETER		(T) MAXIMUM TORQUE (see footnotes)		DEFLECTION TO MAX. TORQUE DEG (°)	(R) RADIUS		(A) LENGTH OF LEG		OUTSIDE DIAMETER		SUGGESTED MANDREL SIZE		(L) BODY LENGTH APPROX.		TOTAL NO. OF COILS	PRICE LIST				
	MM	IN	N-MM	IN-LB		MM	IN	MM	IN	MM	IN	MM	IN	MM	IN		MM	IN	Music wire	302 Stainless	316 Stainless
																			M	S	S316
LTML060D 01 LTMR060D 01	0.60	0.024	31.94	0.283	63	11.00	0.433	22.00	0.866	4.20	0.165	2.50	0.098	3.00	0.118	4.25	L	M	SPECIAL		
LTML060D 07 LTMR060D 07			31.94	0.283	34	11.00	0.433	22.00	0.866	4.20	0.165	2.50	0.098	1.80	0.071	2.25	L	M	SPECIAL		
LTML060H 01 LTMR060H 01			31.94	0.283	99	11.00	0.433	22.00	0.866	6.20	0.244	4.00	0.157	3.00	0.118	4.25	L	M	SPECIAL		
LTML060H 07 LTMR060H 07			31.94	0.283	52	11.00	0.433	22.00	0.866	6.20	0.244	4.00	0.157	1.80	0.071	2.25	L	M	SPECIAL		
LTML060L 01 LTMR060L 01			31.94	0.283	134	11.00	0.433	22.00	0.866	8.20	0.323	6.00	0.236	3.00	0.118	4.25	M	N	SPECIAL		
LTML060L 07 LTMR060L 07			31.94	0.283	71	11.00	0.433	22.00	0.866	8.20	0.323	6.00	0.236	1.80	0.071	2.25	L	M	SPECIAL		
LTL025E 01 LTR025E 01			0.64	0.025	47.45	0.420	90	9.53	0.375	19.05	0.750	5.99	0.236	3.56	0.140	2.79	0.110	3.25	L	M	Z
LTL025E 07 LTR025E 07					47.45	0.420	90	12.70	0.500	25.40	1.000	7.92	0.312	5.56	0.219	2.06	0.081	2.25	M	N	BA
LTL028E 01 LTR028E 01	0.71	0.028	62.14	0.550	90	12.70	0.500	25.40	1.000	6.78	0.267	4.45	0.175	3.18	0.125	3.25	M	N	BA		
LTL028E 07 LTR028E 07			62.14	0.550	90	12.70	0.500	25.40	1.000	9.47	0.373	6.35	0.250	2.31	0.091	2.25	M	P	BB		
LTML075F 01 LTMR075F 01	0.75	0.030	58.84	0.521	59	12.50	0.492	25.00	0.984	5.00	0.197	3.00	0.118	3.76	0.148	4.25	L	M	SPECIAL		
LTML075F 07 LTMR075F 07			58.84	0.521	31	12.50	0.492	25.00	0.984	5.00	0.197	3.00	0.118	2.26	0.089	2.25	L	M	SPECIAL		
LTML075K 01 LTMR075K 01			58.84	0.521	94	12.50	0.492	25.00	0.984	7.50	0.295	5.00	0.197	3.76	0.148	4.25	L	M	SPECIAL		
LTML075K 07 LTMR075K 07			58.84	0.521	50	12.50	0.492	25.00	0.984	7.50	0.295	5.00	0.197	2.26	0.089	2.25	L	M	SPECIAL		
LTML075Q 01 LTMR075Q 01			58.84	0.521	135	12.50	0.492	25.00	0.984	10.50	0.413	8.00	0.315	3.76	0.148	4.25	R	S	SPECIAL		
LTML075Q 07 LTMR075Q 07			58.84	0.521	72	12.50	0.492	25.00	0.984	10.50	0.413	8.00	0.315	2.26	0.089	2.25	P	Q	SPECIAL		
LTL030F 01 LTR030F 01			0.76	0.030	76.83	0.680	90	12.70	0.500	25.40	1.000	7.75	0.305	5.21	0.205	3.35	0.132	3.25	M	N	BA
LTL030F 07 LTR030F 07	76.83	0.680			90	12.70	0.500	25.40	1.000	10.11	0.398	7.14	0.281	2.49	0.098	2.25	N	P	BB		
LTL032F 01 LTR032F 01	0.81	0.032	98.86	0.875	90	12.70	0.500	25.40	1.000	7.32	0.288	4.57	0.180	3.68	0.145	3.25	M	N	BA		
LTL032F 07 LTR032F 07			98.86	0.875	90	12.70	0.500	25.40	1.000	10.21	0.402	7.14	0.281	2.64	0.104	2.25	N	P	BB		
LTL035G 01 LTR035G 01	0.89	0.035	120.89	1.070	90	15.88	0.625	31.75	1.250	8.03	0.316	4.75	0.187	3.89	0.153	3.25	M	N	BA		
LTL035G 07 LTR035G 07			120.89	1.070	90	15.88	0.625	31.75	1.250	11.89	0.468	8.74	0.344	2.90	0.114	2.25	Q	R	BD		
LTL038G 01 LTR038G 01	0.97	0.038	144.62	1.280	90	15.88	0.625	31.75	1.250	9.80	0.386	6.35	0.250	4.32	0.170	3.25	N	P	BB		
LTL038G 07 LTR038G 07			144.62	1.280	90	15.88	0.625	31.75	1.250	13.74	0.541	10.31	0.406	3.15	0.124	2.25	S	T	BG		
LTML100J 01 LTMR100J 01	1.00	0.039	136.12	1.205	61	17.50	0.689	35.00	1.378	7.00	0.276	4.00	0.157	5.00	0.197	4.25	L	M	SPECIAL		
LTML100J 07 LTMR100J 07			136.12	1.205	32	17.50	0.689	35.00	1.378	7.00	0.276	4.00	0.157	3.00	0.118	2.25	L	M	SPECIAL		
LTML100N 01 LTMR100N 01			136.12	1.205	81	17.50	0.689	35.00	1.378	9.00	0.354	6.00	0.236	5.00	0.197	4.25	N	P	SPECIAL		
LTML100N 07 LTMR100N 07			136.12	1.205	43	17.50	0.689	35.00	1.378	9.00	0.354	6.00	0.236	3.00	0.118	2.25	M	N	SPECIAL		
LTML100T 01 LTMR100T 01			136.12	1.205	132	17.50	0.689	35.00	1.378	14.00	0.551	10.00	0.394	5.00	0.197	4.25	U	V	SPECIAL		
LTML100T 07 LTMR100T 07			136.12	1.205	70	17.50	0.689	35.00	1.378	14.00	0.551	10.00	0.394	3.00	0.118	2.25	T	U	SPECIAL		

* Wires 0.64mm (0.025") and less are Instrument Torsion, and finish may be based on Pre-coated Tin wire, or Pre-coated Zinc wire, at Lee Spring's discretion.

Torque shown relates only to music wire. When using stainless steel, multiply by 0.933. For stainless steel see note 6 on page 196.

TORSION SPRINGS



● Left Hand or Right Helix

● Music Wire (Plated*) or Stainless Steel (Passivated)

LEE STOCK NUMBER	NOMINAL WIRE DIAMETER		(T) MAXIMUM TORQUE (see footnotes)		DEFLECTION TO MAX. TORQUE DEG (°)	(R) RADIUS		(A) LENGTH OF LEG		OUTSIDE DIAMETER		SUGGESTED MANDREL SIZE		(L) BODY LENGTH APPROX.		TOTAL NO. OF COILS	PRICE LIST				
	MM	IN	N-MM	IN-LB		MM	IN	MM	IN	MM	IN	MM	IN	MM	IN		MM	IN	Music wire	302 Stainless	316 Stainless
																			M	S	S316
LTL040H 01 LTR040H 01	1.02	0.040	169.48	1.500	90	15.88	0.625	31.75	1.250	8.51	0.335	5.38	0.212	5.59	0.220	4.25	M	N	BA		
LTL040H 07 LTR040H 07			169.48	1.500	90	12.70	0.500	25.40	1.000	10.29	0.405	7.14	0.281	4.32	0.170	3.25	N	P	BB		
LTL045H 01 LTR045H 01	1.14	0.045	242.92	2.150	90	15.88	0.625	31.75	1.250	9.04	0.356	5.72	0.225	6.22	0.245	4.25	N	P	BB		
LTL045H 07 LTR045H 07			242.92	2.150	90	15.88	0.625	31.75	1.250	11.51	0.453	7.92	0.312	4.85	0.191	3.25	Q	R	BD		
LTL048J 01 LTR048J 01	1.22	0.048	310.71	2.750	90	15.88	0.625	31.75	1.250	9.86	0.388	6.75	0.266	6.60	0.260	4.25	N	P	BB		
LTL048J 07 LTR048J 07			310.71	2.750	90	15.88	0.625	31.75	1.250	11.68	0.460	7.92	0.312	5.18	0.204	3.25	Q	R	BD		
LTML125M 01 LTMR125M 01	1.25	0.049	255.09	2.258	57	20.00	0.787	40.00	1.575	8.50	0.335	5.00	0.197	6.25	0.246	4.25	N	P	SPECIAL		
LTML125M 07 LTMR125M 07			255.09	2.258	30	20.00	0.787	40.00	1.575	8.50	0.335	5.00	0.197	3.76	0.148	2.25	M	N	SPECIAL		
LTML125R 01 LTMR125R 01			255.09	2.258	80	20.00	0.787	40.00	1.575	11.50	0.453	8.00	0.315	6.25	0.246	4.25	R	S	SPECIAL		
LTML125R 07 LTMR125R 07			255.09	2.258	42	20.00	0.787	40.00	1.575	11.50	0.453	8.00	0.315	3.76	0.148	2.25	R	S	SPECIAL		
LTML125V 01 LTMR125V 01			255.09	2.258	119	20.00	0.787	40.00	1.575	16.50	0.650	12.00	0.472	6.25	0.246	4.25	W	Y	SPECIAL		
LTML125V 07 LTMR125V 07			255.09	2.258	63	20.00	0.787	40.00	1.575	16.50	0.650	12.00	0.472	3.76	0.148	2.25	V	X	SPECIAL		
LTL051J 01 LTR051J 01			1.30	0.051	350.25	3.100	90	25.40	1.000	50.80	2.000	10.36	0.408	6.35	0.250	6.99	0.275	4.25	Q	R	BD
LTL051J 07 LTR051J 07					350.25	3.100	90	15.88	0.625	31.75	1.250	13.13	0.517	9.53	0.375	5.51	0.217	3.25	S	T	BG
LTL054K 01 LTR054K 01	1.37	0.054	395.45	3.500	90	25.40	1.000	50.80	2.000	12.29	0.484	8.00	0.315	7.49	0.295	4.25	R	R	BE		
LTL054K 07 LTR054K 07			395.45	3.500	90	15.88	0.625	31.75	1.250	14.55	0.573	10.31	0.406	5.84	0.230	3.25	T	U	BH		
LTL059K 01 LTR059K 01	1.50	0.059	508.43	4.500	90	25.40	1.000	50.80	2.000	12.67	0.499	7.92	0.312	8.13	0.320	4.25	S	T	BG		
LTL059K 07 LTR059K 07			508.43	4.500	90	25.40	1.000	50.80	2.000	16.10	0.634	11.91	0.469	6.38	0.251	3.25	U	V	BJ		
LTML150P 01 LTMR150P 01			425.51	3.767	53	22.50	0.886	45.00	1.772	10.00	0.394	6.00	0.236	7.49	0.295	4.25	P	Q	SPECIAL		
LTML150P 07 LTMR150P 07			425.51	3.767	28	22.50	0.886	45.00	1.772	10.00	0.394	6.00	0.236	4.50	0.177	2.25	P	Q	SPECIAL		
LTML150U 01 LTMR150U 01			425.51	3.767	85	22.50	0.886	45.00	1.772	15.00	0.591	10.00	0.394	7.49	0.295	4.25	V	W	SPECIAL		
LTML150U 07 LTMR150U 07			425.51	3.767	45	22.50	0.886	45.00	1.772	15.00	0.591	10.00	0.394	4.50	0.177	2.25	U	V	SPECIAL		
LTML150X 01 LTMR150X 01			425.51	3.767	116	22.50	0.886	45.00	1.772	20.00	0.787	15.00	0.591	7.49	0.295	4.25	X	Z	SPECIAL		
LTML150X 07 LTMR150X 07			425.51	3.767	62	22.50	0.886	45.00	1.772	20.00	0.787	15.00	0.591	4.50	0.177	2.25	X	Z	SPECIAL		
LTL063L 01 LTR063L 01	1.60	0.063	621.42	5.500	90	25.40	1.000	50.80	2.000	14.22	0.560	9.92	0.391	8.41	0.331	4.25	T	V	BJ		
LTL063L 07 LTR063L 07			621.42	5.500	90	25.40	1.000	50.80	2.000	17.15	0.675	11.91	0.469	6.81	0.268	3.25	W	X	BL		
LTL070M 01 LTR070M 01	1.78	0.070	847.39	7.500	90	25.40	1.000	50.80	2.000	15.06	0.593	9.78	0.385	9.53	0.375	4.25	V	X	SPECIAL		
LTL070M 07 LTR070M 07			847.39	7.500	90	25.40	1.000	50.80	2.000	19.15	0.754	13.49	0.531	7.57	0.298	3.25	X	Z	SPECIAL		
LTL075M 01 LTR075M 01	1.91	0.075	1039.80	9.203	90	25.40	1.000	50.80	2.000	16.18	0.637	9.91	0.390	10.21	0.402	4.25	X	Z	SPECIAL		
LTL075M 07 LTR075M 07			1039.80	9.203	90	25.40	1.000	50.80	2.000	20.57	0.810	15.09	0.594	8.10	0.319	3.25	Z	BB	SPECIAL		

* Wires 0.64mm (0.025") and less are Instrument Torsion, and finish may be based on Pre-coated Tin wire, or Pre-coated Zinc wire, at Lee Spring's discretion.

TORSION SPRINGS

● Left Hand or Right Helix

● Music Wire (Plated*) or Stainless Steel (Passivated)

LEE STOCK NUMBER	NOMINAL WIRE DIAMETER		(T) MAXIMUM TORQUE (see footnotes)		DEFLECTION TO MAX. TORQUE	(R) RADIUS		(A) LENGTH OF LEG		OUTSIDE DIAMETER		SUGGESTED MANDREL SIZE		(L) BODY LENGTH APPROX.		TOTAL NO. OF COILS	PRICE LIST				
																	Music wire	302 Stainless	316 Stainless		
	MM	IN	N-MM	IN-LB	DEG (°)	MM	IN	MM	IN	MM	IN	MM	IN	MM	IN	M	S	S316			
LTL078N 01 LTR078N 01	1.98	0.078	1180.69	10.450	90	25.40	1.000	50.80	2.000	16.69	0.657	10.21	0.402	10.62	0.418	4.25	Z	BB	SPECIAL		
LTL078N 07 LTR078N 07			1180.69	10.450	90	25.40	1.000	50.80	2.000	21.21	0.835	15.09	0.594	8.43	0.332	3.25	BB	BD	SPECIAL		
LTML200S 01 LTMR200S 01	2.00	0.079	978.56	8.663	50	30.00	1.181	60.00	2.362	13.00	0.512	8.00	0.315	10.01	0.394	4.25	T	U	SPECIAL		
LTML200S 07 LTMR200S 07			978.56	8.663	27	30.00	1.181	60.00	2.362	13.00	0.512	8.00	0.315	5.99	0.236	2.25	T	U	SPECIAL		
LTML200W 01 LTMR200W 01			978.56	8.663	73	30.00	1.181	60.00	2.362	18.00	0.709	12.00	0.472	10.01	0.394	4.25	X	Z	SPECIAL		
LTML200W 07 LTMR200W 07			978.56	8.663	39	30.00	1.181	60.00	2.362	18.00	0.709	12.00	0.472	5.99	0.236	2.25	X	Z	SPECIAL		
LTML200Y 01 LTMR200Y 01			978.56	8.663	114	30.00	1.181	60.00	2.362	27.00	1.063	20.00	0.787	10.01	0.394	4.25	Z	BA	SPECIAL		
LTML200Y 07 LTMR200Y 07			978.56	8.663	60	30.00	1.181	60.00	2.362	27.00	1.063	20.00	0.787	5.99	0.236	2.25	Y	BA	SPECIAL		
LTL085N 01 LTR085N 01			2.16	0.085	1453.10	12.861	90	31.75	1.250	63.50	2.500	19.00	0.748	11.86	0.467	11.56	0.455	4.25	BB	BD	SPECIAL
LTL085N 07 LTR085N 07					1452.98	12.860	90	31.75	1.250	63.50	2.500	24.18	0.952	17.48	0.688	9.17	0.361	3.25	BD	BF	SPECIAL
LTL095P 01 LTR095P 01	2.41	0.095	1937.46	17.148	90	38.10	1.500	76.20	3.000	22.12	0.871	14.07	0.554	12.93	0.509	4.25	BD	BF	SPECIAL		
LTL095P 07 LTR095P 07			1936.56	17.140	90	38.10	1.500	76.20	3.000	28.19	1.110	20.62	0.812	10.26	0.404	3.25	BF	BH	SPECIAL		
LTL105Q 01 LTR105Q 01	2.67	0.105	2372.68	21.000	90	44.45	1.750	88.90	3.500	21.54	0.848	12.70	0.500	16.67	0.656	5.25	BE	BG	SPECIAL		
LTL105Q 07 LTR105Q 07			2372.68	21.000	90	44.45	1.750	88.90	3.500	34.09	1.342	26.19	1.031	11.33	0.446	3.25	BF	BH	SPECIAL		
LTL115R 01 LTR115R 01	2.92	0.115	3163.58	28.000	90	50.80	2.000	101.60	4.000	24.84	0.978	15.09	0.594	18.25	0.719	5.25	BF	BH	SPECIAL		
LTL115R 07 LTR115R 07			3163.58	28.000	90	50.80	2.000	101.60	4.000	36.83	1.450	27.79	1.094	12.42	0.489	3.25	BG	BJ	SPECIAL		
LTL125S 01 LTR125S 01	3.18	0.125	3615.51	32.000	90	50.80	2.000	101.60	4.000	25.12	0.989	15.01	0.591	23.02	0.906	6.25	BG	BJ	SPECIAL		
LTL125S 07 LTR125S 07			3615.51	32.000	90	50.80	2.000	101.60	4.000	34.85	1.372	26.19	1.031	16.66	0.656	4.25	BH	BK	SPECIAL		
LTL135T 01 LTR135T 01	3.43	0.135	4519.39	40.000	90	50.80	2.000	101.60	4.000	27.99	1.102	17.07	0.672	24.84	0.978	6.25	BJ	BL	SPECIAL		
LTL135T 07 LTR135T 07			4519.39	40.000	90	50.80	2.000	101.60	4.000	37.90	1.492	28.58	1.125	18.01	0.709	4.25	BK	BM	SPECIAL		

* Wires 0.64mm (0.025") and less are Instrument Torsion, and finish may be based on Pre-coated Tin wire, or Pre-coated Zinc wire, at Lee Spring's discretion.

Torque shown relates only to music wire. When using stainless steel, multiply by 0.933. For stainless steel see note 6 on page 196.

TORSION SPRINGS



● Left Hand or Right Helix

● Music Wire (Plated*) or Stainless Steel (Passivated)

LEE STOCK NUMBER	NOMINAL WIRE DIAMETER		(T) MAXIMUM TORQUE (see footnotes)		DEFLECTION TO MAX. TORQUE DEG (°)	(R) RADIUS		(A) LENGTH OF LEG		OUTSIDE DIAMETER		SUGGESTED MANDREL SIZE		(L) BODY LENGTH APPROX.		TOTAL NO. OF COILS	PRICE LIST		
	MM	IN	N-MM	IN-LB		MM	IN	MM	IN	MM	IN	MM	IN	MM	IN		Music wire	302 Stainless	316 Stainless
																	M	S	S316
LTL016A 10 LTR016A 10	0.41	0.016	12.43	0.110	120	9.53	0.375	19.05	0.750	4.83	0.190	3.18	0.125	1.70	0.067	3.17	M	N	Z
LTL020B 10 LTR020B 10	0.51	0.020	20.34	0.180	120	12.70	0.500	25.40	1.000	6.93	0.273	4.76	0.188	2.11	0.083	3.17	N	P	BA
LTL024C 10 LTR024C 10	0.61	0.024	31.64	0.280	120	12.70	0.500	25.40	1.000	9.19	0.362	6.35	0.250	2.54	0.100	3.17	P	Q	BB
LTL026C 10 LTR026C 10	0.66	0.026	42.93	0.380	120	12.70	0.500	25.40	1.000	9.30	0.366	6.35	0.250	2.74	0.108	3.17	P	Q	BB
LTL029C 10 LTR029C 10	0.74	0.029	53.10	0.470	120	12.70	0.500	25.40	1.000	9.27	0.365	6.35	0.250	3.81	0.150	4.17	P	Q	BB
LTL032C 10 LTR032C 10	0.81	0.032	77.96	0.690	120	12.70	0.500	25.40	1.000	9.42	0.371	6.35	0.250	4.19	0.165	4.17	Q	Q	BB
LTL035C 10 LTR035C 10	0.89	0.035	108.47	0.960	120	15.88	0.625	31.75	1.250	9.58	0.377	6.35	0.250	4.60	0.181	4.17	Q	Q	BB
LTL038E 10 LTR038E 10	0.97	0.038	136.71	1.210	120	15.88	0.625	31.75	1.250	13.89	0.547	9.53	0.375	4.01	0.158	3.17	S	S	BD
LTL040E 10 LTR040E 10	1.02	0.040	167.22	1.480	120	15.88	0.625	31.75	1.250	14.02	0.552	9.53	0.375	4.24	0.167	3.17	S	T	BE
LTL042D 10 LTR042D 10	1.07	0.042	175.13	1.550	120	25.40	1.000	50.80	2.000	11.86	0.467	7.94	0.313	5.51	0.217	4.17	Q	R	BC
LTL045D 10 LTR045D 10	1.14	0.045	229.36	2.030	120	25.40	1.000	50.80	2.000	12.04	0.474	7.94	0.313	5.92	0.233	4.17	Q	R	BC
LTL049E 10 LTR049E 10	1.24	0.049	276.81	2.450	120	25.40	1.000	50.80	2.000	14.20	0.559	9.53	0.375	6.43	0.253	4.17	S	T	BE
LTL055E 10 LTR055E 10	1.40	0.055	357.03	3.160	120	25.40	1.000	50.80	2.000	14.33	0.564	9.53	0.375	8.61	0.339	5.17	S	T	BG
LTL059E 10 LTR059E 10	1.50	0.059	468.89	4.150	120	25.40	1.000	50.80	2.000	14.53	0.572	9.53	0.375	9.25	0.364	5.17	T	T	BH
LTL063E 10 LTR063E 10	1.59	0.063	512.95	4.540	120	25.40	1.000	50.80	2.000	14.61	0.575	9.53	0.375	11.38	0.448	6.17	T	U	BJ
LTL072F 10 LTR072F 10	1.83	0.072	803.32	7.110	120	25.40	1.000	50.80	2.000	19.02	0.749	12.70	0.500	11.28	0.444	5.17	W	W	SPECIAL
LTL080F 10 LTR080F 10	2.03	0.080	1060.93	9.390	120	31.75	1.250	63.50	2.500	19.33	0.761	12.70	0.500	14.55	0.573	6.17	X	Y	SPECIAL
LTL085G 10 LTR085G 10	2.16	0.085	1255.26	11.110	120	31.75	1.250	63.50	2.500	23.52	0.926	15.88	0.625	13.31	0.524	5.17	Y	Y	SPECIAL
LTL092G 10 LTR092G 10	2.32	0.092	1687.99	14.940	120	38.10	1.500	76.20	3.000	23.88	0.940	15.88	0.625	14.33	0.564	5.17	Y	Y	SPECIAL
LTL095G 10 LTR095G 10	2.41	0.095	1991.92	17.630	120	38.10	1.500	76.20	3.000	24.10	0.949	15.88	0.625	14.88	0.586	5.17	Y	Y	SPECIAL
LTL105H 10 LTR105H 10	2.67	0.105	2404.32	21.280	120	44.45	1.750	88.90	3.500	28.37	1.117	19.05	0.750	16.46	0.648	5.17	Y	Z	SPECIAL
LTL112H 10 LTR112H 10	2.84	0.112	3060.76	27.090	120	50.80	2.000	101.60	4.000	28.75	1.132	19.05	0.750	17.55	0.691	5.17	Z	Z	SPECIAL
LTL125H 10 LTR125H 10	3.18	0.125	3981.59	35.240	120	50.80	2.000	101.60	4.000	29.16	1.148	19.05	0.750	22.76	0.896	6.17	Z	BA	SPECIAL
LTL135H 10 LTR135H 10	3.43	0.135	4659.49	41.240	120	50.80	2.000	101.60	4.000	29.51	1.162	19.05	0.750	28.02	1.103	7.17	BA	BA	SPECIAL

* Wires 0.64mm (0.025") and less are Instrument Torsion, and finish may be based on Pre-coated Tin wire, or Pre-coated Zinc wire, at Lee Spring's discretion.



TORSION SPRINGS

● Left Hand or Right Helix

● Music Wire (Plated*) or Stainless Steel (Passivated)

LEE STOCK NUMBER	NOMINAL WIRE DIAMETER		(T) MAXIMUM TORQUE (see footnotes)		DEFLECTION TO MAX. TORQUE	(R) RADIUS		(A) LENGTH OF LEG		OUTSIDE DIAMETER		SUGGESTED MANDREL SIZE		(L) BODY LENGTH APPROX.		TOTAL NO. OF COILS	PRICE LIST		
																	Music wire	302 Stainless	316 Stainless
	MM	IN	N-MM	IN-LB	DEG (°)	MM	IN	MM	IN	MM	IN	MM	IN	MM	IN	M	S	S316	
LTL012A 02 LTR012A 02	0.30	0.012	5.65	0.050	180	4.76	0.188	9.53	0.375	2.79	0.110	1.70	0.067	2.18	0.086	6.00	L	M	Z
LTL012A 04 LTR012A 04			5.65	0.050	180	6.35	0.250	12.70	0.500	4.24	0.167	2.77	0.109	1.50	0.059	4.00	L	M	Z
LTL014A 02 LTR014A 02	0.36	0.014	8.47	0.075	180	6.35	0.250	12.70	0.500	3.38	0.133	1.57	0.062	2.62	0.103	6.00	L	M	Z
LTL014A 04 LTR014A 04			8.47	0.075	180	9.53	0.375	19.05	0.750	4.93	0.194	2.77	0.109	1.91	0.075	4.00	L	M	Z
LTL015B 02 LTR015B 02	0.38	0.015	11.30	0.100	180	6.35	0.250	12.70	0.500	3.33	0.131	1.98	0.078	2.72	0.107	6.00	L	M	Z
LTL015B 04 LTR015B 04			11.30	0.100	180	9.53	0.375	19.05	0.750	4.67	0.184	2.77	0.109	1.91	0.075	4.00	L	M	Z
LTML040A 02 LTMR040A 02	0.40	0.016	9.97	0.088	192	8.00	0.315	16.00	0.630	2.80	0.110	1.50	0.059	5.21	0.205	12.00	L	M	SPECIAL
LTML040A 04 LTMR040A 04			9.97	0.088	48	8.00	0.315	16.00	0.630	2.80	0.110	1.50	0.059	1.60	0.063	3.00	L	M	SPECIAL
LTML040C 02 LTMR040C 02			9.97	0.088	272	8.00	0.315	16.00	0.630	3.80	0.150	2.50	0.098	5.21	0.205	12.00	L	M	SPECIAL
LTML040C 04 LTMR040C 04			9.97	0.088	68	8.00	0.315	16.00	0.630	3.80	0.150	2.50	0.098	1.60	0.063	3.00	L	M	SPECIAL
LTML040G 02 LTMR040G 02			9.97	0.088	432	8.00	0.315	16.00	0.630	5.80	0.228	4.00	0.157	5.21	0.205	12.00	L	M	SPECIAL
LTML040G 04 LTMR040G 04			9.97	0.088	108	8.00	0.315	16.00	0.630	5.80	0.228	4.00	0.157	1.60	0.063	3.00	L	M	SPECIAL
LTL017C 02 LTR017C 02			0.43	0.017	14.12	0.125	180	6.35	0.250	12.70	0.500	4.37	0.172	2.67	0.105	3.18	0.125	6.00	L
LTL017C 04 LTR017C 04	14.12	0.125			180	9.53	0.375	19.05	0.750	6.32	0.249	4.32	0.170	2.29	0.090	4.00	L	M	Z
LTL018C 02 LTR018C 02	0.46	0.018	16.95	0.150	180	6.35	0.250	12.70	0.500	4.19	0.165	2.77	0.109	3.81	0.150	7.00	L	M	Z
LTL018C 04 LTR018C 04			16.95	0.150	180	9.53	0.375	19.05	0.750	5.51	0.217	3.56	0.140	2.77	0.109	5.00	L	M	Z
LTML050B 02 LTMR050B 02	0.50	0.020	17.90	0.159	181	10.00	0.394	20.00	0.787	3.50	0.138	2.00	0.079	6.50	0.256	12.00	L	M	SPECIAL
LTML050B 04 LTMR050B 04			17.90	0.159	45	10.00	0.394	20.00	0.787	3.50	0.138	2.00	0.079	2.01	0.079	3.00	L	M	SPECIAL
LTML050E 02 LTMR050E 02			17.90	0.159	242	10.00	0.394	20.00	0.787	4.50	0.177	3.00	0.118	6.50	0.256	12.00	L	M	SPECIAL
LTML050E 04 LTMR050E 04			17.90	0.159	60	10.00	0.394	20.00	0.787	4.50	0.177	3.00	0.118	2.01	0.079	3.00	L	M	SPECIAL
LTML050J 02 LTMR050J 02			17.90	0.159	391	10.00	0.394	20.00	0.787	7.00	0.276	5.00	0.197	6.50	0.256	12.00	M	N	SPECIAL
LTML050J 04 LTMR050J 04			17.90	0.159	98	10.00	0.394	20.00	0.787	7.00	0.276	5.00	0.197	2.01	0.079	3.00	M	N	SPECIAL
LTL020D 02 LTR020D 02	0.51	0.020	22.60	0.200	180	9.53	0.375	19.05	0.750	4.55	0.179	2.67	0.105	4.19	0.165	7.00	L	M	Z
LTL020D 04 LTR020D 04			22.60	0.200	180	12.70	0.500	25.40	1.000	6.15	0.242	4.06	0.160	3.18	0.125	5.00	L	M	Z
LTL021D 02 LTR021D 02	0.53	0.021	28.25	0.250	180	9.53	0.375	19.05	0.750	4.72	0.186	2.77	0.109	4.39	0.173	7.00	L	M	Z
LTL021D 04 LTR021D 04			28.25	0.250	180	12.70	0.500	25.40	1.000	6.30	0.248	3.96	0.156	3.23	0.127	5.00	L	M	Z
LTL023D 02 LTR023D 02	0.58	0.023	37.28	0.330	180	9.53	0.375	19.05	0.750	4.85	0.191	2.92	0.115	4.83	0.190	7.00	L	K	Z
LTL023D 04 LTR023D 04			37.28	0.330	180	12.70	0.500	25.40	1.000	6.58	0.259	4.32	0.170	3.68	0.145	5.00	L	M	Z

* Wires 0.64mm (0.025") and less are Instrument Torsion, and finish may be based on Pre-coated Tin wire, or Pre-coated Zinc wire, at Lee Spring's discretion.

Torque shown relates only to music wire. When using stainless steel, multiply by 0.933. For stainless steel see note 6 on page 196.

TORSION SPRINGS



● Left Hand or Right Helix

● Music Wire (Plated*) or Stainless Steel (Passivated)

LEE STOCK NUMBER	NOMINAL WIRE DIAMETER		(T) MAXIMUM TORQUE (see footnotes)		DEFLECTION TO MAX. TORQUE DEG (°)	(R) RADIUS		(A) LENGTH OF LEG		OUTSIDE DIAMETER		SUGGESTED MANDREL SIZE		(L) BODY LENGTH APPROX.		TOTAL NO. OF COILS	PRICE LIST		
	MM	IN	N-MM	IN-LB		MM	IN	MM	IN	MM	IN	MM	IN	MM	IN		Music wire	302 Stainless	316 Stainless
																	M	S	S316
LTML060D 02 LTMR060D 02	0.60	0.024	31.94	0.283	179	11.00	0.433	22.00	0.866	4.20	0.165	2.50	0.098	7.80	0.307	12.00	L	M	SPECIAL
LTML060D 04 LTMR060D 04			31.94	0.283	45	11.00	0.433	22.00	0.866	4.20	0.165	2.50	0.098	2.39	0.094	3.00	L	M	SPECIAL
LTML060H 02 LTMR060H 02			31.94	0.283	278	11.00	0.433	22.00	0.866	6.20	0.244	4.00	0.157	7.80	0.307	12.00	M	N	SPECIAL
LTML060H 04 LTMR060H 04			31.94	0.283	70	11.00	0.433	22.00	0.866	6.20	0.244	4.00	0.157	2.39	0.094	3.00	L	M	SPECIAL
LTML060L 02 LTMR060L 02			31.94	0.283	378	11.00	0.433	22.00	0.866	8.20	0.323	6.00	0.236	7.80	0.307	12.00	N	P	SPECIAL
LTML060L 04 LTMR060L 04			31.94	0.283	94	11.00	0.433	22.00	0.866	8.20	0.323	6.00	0.236	2.39	0.094	3.00	M	N	SPECIAL
LTL025E 02 LTR025E 02			0.64	0.025	47.45	0.420	180	9.53	0.375	19.05	0.750	5.72	0.225	3.56	0.140	5.23	0.206	7.00	L
LTL025E 04 LTR025E 04	47.45	0.420			180	12.70	0.500	25.40	1.000	7.75	0.305	5.16	0.203	3.84	0.151	5.00	L	M	Z
LTL028E 02 LTR028E 02	0.71	0.028	62.14	0.550	180	12.70	0.500	25.40	1.000	6.32	0.249	3.96	0.156	5.97	0.235	7.00	M	N	BA
LTL028E 04 LTR028E 04			62.14	0.550	180	12.70	0.500	25.40	1.000	8.64	0.340	5.97	0.235	4.45	0.175	5.00	M	P	BB
LTML075F 02 LTMR075F 02	0.75	0.030	58.84	0.521	167	12.50	0.492	25.00	0.984	5.00	0.197	3.00	0.118	9.75	0.384	12.00	M	N	SPECIAL
LTML075F 04 LTMR075F 04			58.84	0.521	42	12.50	0.492	25.00	0.984	5.00	0.197	3.00	0.118	3.00	0.118	3.00	L	M	SPECIAL
LTML075K 02 LTMR075K 02			58.84	0.521	265	12.50	0.492	25.00	0.984	7.50	0.295	5.00	0.197	9.75	0.384	12.00	N	P	SPECIAL
LTML075K 04 LTMR075K 04			58.84	0.521	66	12.50	0.492	25.00	0.984	7.50	0.295	5.00	0.197	3.00	0.118	3.00	M	N	SPECIAL
LTML075Q 02 LTMR075Q 02			58.84	0.521	382	12.50	0.492	25.00	0.984	10.50	0.413	8.00	0.315	9.75	0.384	12.00	P	Q	SPECIAL
LTML075Q 04 LTMR075Q 04			58.84	0.521	96	12.50	0.492	25.00	0.984	10.50	0.413	8.00	0.315	3.00	0.118	3.00	P	Q	SPECIAL
LTL030F 02 LTR030F 02			0.76	0.030	76.83	0.680	180	12.70	0.500	25.40	1.000	6.93	0.273	4.37	0.172	6.30	0.248	7.00	M
LTL030F 04 LTR030F 04	76.83	0.680			180	12.70	0.500	25.40	1.000	10.03	0.395	6.35	0.250	4.60	0.181	5.00	M	P	BB
LTL032F 02 LTR032F 02	0.81	0.032	98.86	0.875	180	12.70	0.500	25.40	1.000	6.86	0.270	4.32	0.170	6.73	0.265	7.00	M	N	BA
LTL032F 04 LTR032F 04			98.86	0.875	180	12.70	0.500	25.40	1.000	9.30	0.366	6.35	0.250	5.08	0.200	5.00	M	P	BB
LTL035G 02 LTR035G 02	0.89	0.035	120.89	1.070	180	15.88	0.625	31.75	1.250	7.72	0.304	4.75	0.187	7.37	0.290	7.00	M	N	BA
LTL035G 04 LTR035G 04			120.89	1.070	180	15.88	0.625	31.75	1.250	11.46	0.451	7.14	0.281	5.38	0.212	5.00	N	P	BB
LTL038G 02 LTR038G 02	0.97	0.038	144.62	1.280	180	15.88	0.625	31.75	1.250	9.22	0.363	6.10	0.240	8.00	0.315	7.00	N	P	BB
LTL038G 04 LTR038G 04			144.62	1.280	180	15.88	0.625	31.75	1.250	12.37	0.487	8.64	0.340	6.05	0.238	5.00	N	P	BB
LTML100J 02 LTMR100J 02	1.00	0.039	136.12	1.205	172	17.50	0.689	35.00	1.378	7.00	0.276	4.00	0.157	13.00	0.512	12.00	N	P	SPECIAL
LTML100J 04 LTMR100J 04			136.12	1.205	43	17.50	0.689	35.00	1.378	7.00	0.276	4.00	0.157	3.99	0.157	3.00	M	N	SPECIAL
LTML100N 02 LTMR100N 02			136.12	1.205	229	17.50	0.689	35.00	1.378	9.00	0.354	6.00	0.236	13.00	0.512	12.00	N	P	SPECIAL
LTML100N 04 LTMR100N 04			136.12	1.205	57	17.50	0.689	35.00	1.378	9.00	0.354	6.00	0.236	3.99	0.157	3.00	M	N	SPECIAL
LTML100T 02 LTMR100T 02			136.12	1.205	372	17.50	0.689	35.00	1.378	14.00	0.551	10.00	0.394	13.00	0.512	12.00	S	T	SPECIAL
LTML100T 04 LTMR100T 04			136.12	1.205	93	17.50	0.689	35.00	1.378	14.00	0.551	10.00	0.394	3.99	0.157	3.00	R	S	SPECIAL

* Wires 0.64mm (0.025") and less are Instrument Torsion, and finish may be based on Pre-coated Tin wire, or Pre-coated Zinc wire, at Lee Spring's discretion.

● Left Hand or Right Helix

● Music Wire (Plated*) or Stainless Steel (Passivated)

LEE STOCK NUMBER	NOMINAL WIRE DIAMETER		(T) MAXIMUM TORQUE (see footnotes)		DEFLECTION TO MAX. TORQUE	(R) RADIUS		(A) LENGTH OF LEG		OUTSIDE DIAMETER		SUGGESTED MANDREL SIZE		(L) BODY LENGTH APPROX.		TOTAL NO. OF COILS	PRICE LIST		
																	Music wire	302 Stainless	316 Stainless
	MM	IN	N-MM	IN-LB	DEG (°)	MM	IN	MM	IN	MM	IN	MM	IN	MM	IN	M	S	S316	
LTL040H 02 LTR040H 02	1.02	0.040	169.48	1.500	180	15.88	0.625	31.75	1.250	8.86	0.349	5.54	0.218	9.50	0.374	8.00	N	S	BB
LTL040H 04 LTR040H 04			169.48	1.500	180	25.40	1.000	50.80	2.000	13.18	0.519	8.71	0.343	6.15	0.242	5.00	N	P	BB
LTL045H 02 LTR045H 02	1.14	0.045	242.92	2.150	180	15.88	0.625	31.75	1.250	9.58	0.377	6.10	0.240	10.54	0.415	8.00	N	P	BB
LTL045H 04 LTR045H 04			242.92	2.150	180	25.40	1.000	50.80	2.000	14.61	0.575	9.91	0.390	7.11	0.280	5.00	N	P	BB
LTL048J 02 LTR048J 02	1.22	0.048	310.71	2.750	180	15.88	0.625	31.75	1.250	10.29	0.405	6.35	0.250	11.43	0.450	8.00	N	P	BB
LTL048J 04 LTR048J 04			310.71	2.750	180	25.40	1.000	50.80	2.000	15.72	0.619	10.31	0.406	7.42	0.292	5.00	Q	R	BE
LTML125M 02 LTMR125M 02	1.25	0.049	255.09	2.258	160	20.00	0.787	40.00	1.575	8.50	0.335	5.00	0.197	16.26	0.640	12.00	N	P	SPECIAL
LTML125M 04 LTMR125M 04			255.09	2.258	40	20.00	0.787	40.00	1.575	8.50	0.335	5.00	0.197	5.00	0.197	3.00	M	N	SPECIAL
LTML125R 02 LTMR125R 02			255.09	2.258	226	20.00	0.787	40.00	1.575	11.50	0.453	8.00	0.315	16.26	0.640	12.00	R	S	SPECIAL
LTML125R 04 LTMR125R 04			255.09	2.258	57	20.00	0.787	40.00	1.575	11.50	0.453	8.00	0.315	5.00	0.197	3.00	P	R	SPECIAL
LTML125V 02 LTMR125V 02			255.09	2.258	337	20.00	0.787	40.00	1.575	16.50	0.650	12.00	0.472	16.26	0.640	12.00	W	X	SPECIAL
LTML125V 04 LTMR125V 04			255.09	2.258	84	20.00	0.787	40.00	1.575	16.50	0.650	12.00	0.472	5.00	0.197	3.00	R	S	SPECIAL
LTL051J 02 LTR051J 02			1.30	0.051	350.25	3.100	180	25.40	1.000	50.80	2.000	10.92	0.430	6.99	0.275	11.94	0.470	8.00	Q
LTL051J 04 LTR051J 04	350.25	3.100			180	25.40	1.000	50.80	2.000	14.12	0.556	9.53	0.375	9.27	0.365	6.00	Q	R	BE
LTL054K 02 LTR054K 02	1.37	0.054	395.45	3.500	180	25.40	1.000	50.80	2.000	12.93	0.509	8.73	0.344	12.70	0.500	8.00	R	R	BE
LTL054K 04 LTR054K 04			395.45	3.500	180	25.40	1.000	50.80	2.000	16.61	0.654	11.68	0.460	9.91	0.390	6.00	R	T	BG
LTL059K 02 LTR059K 02	1.50	0.059	508.43	4.500	180	25.40	1.000	50.80	2.000	13.36	0.526	8.51	0.335	13.72	0.540	8.00	S	T	BG
LTL059K 04 LTR059K 04			508.43	4.500	180	25.40	1.000	50.80	2.000	17.30	0.681	11.91	0.469	10.80	0.425	6.00	T	V	BJ
LTML150P 02 LTMR150P 02			425.51	3.767	151	22.50	0.886	45.00	1.772	10.00	0.394	6.00	0.236	19.51	0.768	12.00	P	Q	SPECIAL
LTML150P 04 LTMR150P 04			425.51	3.767	38	22.50	0.886	45.00	1.772	10.00	0.394	6.00	0.236	5.99	0.236	3.00	P	Q	SPECIAL
LTML150U 02 LTMR150U 02			425.51	3.767	239	22.50	0.886	45.00	1.772	15.00	0.591	10.00	0.394	19.51	0.768	12.00	U	V	SPECIAL
LTML150U 04 LTMR150U 04			425.51	3.767	60	22.50	0.886	45.00	1.772	15.00	0.591	10.00	0.394	5.99	0.236	3.00	R	S	SPECIAL
LTML150X 02 LTMR150X 02			425.51	3.767	328	22.50	0.886	45.00	1.772	20.00	0.787	15.00	0.591	19.51	0.768	12.00	Y	BA	SPECIAL
LTML150X 04 LTMR150X 04	425.51	3.767	82	22.50	0.886	45.00	1.772	20.00	0.787	15.00	0.591	5.99	0.236	3.00	V	X	SPECIAL		
LTL063L 02 LTR063L 02	1.60	0.063	621.42	5.500	180	25.40	1.000	50.80	2.000	15.01	0.591	9.91	0.390	14.73	0.580	8.00	T	V	BJ
LTL063L 04 LTR063L 04			621.42	5.500	180	25.40	1.000	50.80	2.000	19.48	0.767	14.29	0.563	11.20	0.441	6.00	V	X	BL
LTL070M 02 LTR070M 02	1.78	0.070	847.39	7.500	180	25.40	1.000	50.80	2.000	15.88	0.625	10.31	0.406	16.26	0.640	8.00	V	X	SPECIAL
LTL070M 04 LTR070M 04			847.39	7.500	180	25.40	1.000	50.80	2.000	20.57	0.810	14.35	0.565	12.70	0.500	6.00	X	Z	SPECIAL
LTL075M 02 LTR075M 02	1.91	0.075	1039.80	9.203	180	25.40	1.000	50.80	2.000	17.07	0.672	10.62	0.418	17.50	0.689	8.00	X	Z	SPECIAL
LTL075M 04 LTR075M 04			1039.80	9.203	180	25.40	1.000	50.80	2.000	19.23	0.757	12.34	0.486	15.54	0.612	7.00	Z	BB	SPECIAL

* Wires 0.64mm (0.025") and less are Instrument Torsion, and finish may be based on Pre-coated Tin wire, or Pre-coated Zinc wire, at Lee Spring's discretion.

Torque shown relates only to music wire. When using stainless steel, multiply by 0.933. For stainless steel see note 6 on page 196.

TORSION SPRINGS



● Left Hand or Right Helix

● Music Wire (Plated*) or Stainless Steel (Passivated)

LEE STOCK NUMBER	NOMINAL WIRE DIAMETER		(T) MAXIMUM TORQUE (see footnotes)		DEFLECTION TO MAX. TORQUE	(R) RADIUS		(A) LENGTH OF LEG		OUTSIDE DIAMETER		SUGGESTED MANDREL SIZE		(L) BODY LENGTH APPROX.		TOTAL NO. OF COILS	PRICE LIST				
																	Music wire	302 Stainless	316 Stainless		
	MM	IN	N-MM	IN-LB	DEG (°)	MM	IN	MM	IN	MM	IN	MM	IN	MM	IN	M	S	S316			
LTL078N 02 LTR078N 02	1.98	0.078	1180.69	10.450	180	25.40	1.000	50.80	2.000	17.60	0.693	10.95	0.431	18.19	0.716	8.00	Z	BB	SPECIAL		
LTL078N 04 LTR078N 04			1180.69	10.450	180	25.40	1.000	50.80	2.000	19.84	0.781	12.70	0.500	16.18	0.637	7.00	BB	BD	SPECIAL		
LTML200S 02 LTMR200S 02	2.00	0.079	978.56	8.663	142	30.00	1.181	60.00	2.362	13.00	0.512	8.00	0.315	26.01	1.024	12.00	R	S	SPECIAL		
LTML200S 04 LTMR200S 04			978.56	8.663	35	30.00	1.181	60.00	2.362	13.00	0.512	8.00	0.315	8.00	0.315	3.00	P	Q	SPECIAL		
LTML200W 02 LTMR200W 02			978.56	8.663	206	30.00	1.181	60.00	2.362	18.00	0.709	12.00	0.472	26.01	1.024	12.00	X	Z	SPECIAL		
LTML200W 04 LTMR200W 04			978.56	8.663	52	30.00	1.181	60.00	2.362	18.00	0.709	12.00	0.472	8.00	0.315	3.00	V	X	SPECIAL		
LTML200Y 02 LTMR200Y 02			978.56	8.663	323	30.00	1.181	60.00	2.362	27.00	1.063	20.00	0.787	26.01	1.024	12.00	Z	BB	SPECIAL		
LTML200Y 04 LTMR200Y 04			978.56	8.663	81	30.00	1.181	60.00	2.362	27.00	1.063	20.00	0.787	8.00	0.315	3.00	Y	BA	SPECIAL		
LTL085N 02 LTR085N 02			2.16	0.085	1453.10	12.861	180	31.75	1.250	63.50	2.500	20.07	0.790	12.70	0.500	19.81	0.780	8.00	BB	BD	SPECIAL
LTL085N 04 LTR085N 04					1453.10	12.861	180	31.75	1.250	63.50	2.500	22.63	0.891	14.73	0.580	17.63	0.694	7.00	BD	BF	SPECIAL
LTL095P 02 LTR095P 02	2.41	0.095	1937.46	17.148	180	38.10	1.500	76.20	3.000	23.37	0.920	15.06	0.593	22.15	0.872	8.00	BD	BF	SPECIAL		
LTL095P 04 LTR095P 04			1937.46	17.148	180	38.10	1.500	76.20	3.000	26.37	1.038	17.42	0.686	19.69	0.775	7.00	BF	BH	SPECIAL		
LTL105Q 02 LTR105Q 02	2.67	0.105	2372.68	21.000	180	44.45	1.750	88.90	3.500	24.94	0.982	15.47	0.609	26.67	1.050	9.00	BE	BG	SPECIAL		
LTL105Q 04 LTR105Q 04			2372.68	21.000	180	44.45	1.750	88.90	3.500	31.70	1.248	20.65	0.813	21.34	0.840	7.00	BF	BH	SPECIAL		
LTL115R 02 LTR115R 02	2.92	0.115	3163.58	28.000	180	50.80	2.000	101.60	4.000	26.49	1.043	16.28	0.641	29.21	1.150	9.00	BF	BH	SPECIAL		
LTL115R 04 LTR115R 04			3163.58	28.000	180	50.80	2.000	101.60	4.000	34.24	1.348	21.82	0.859	23.37	0.920	7.00	BG	BJ	SPECIAL		
LTL125S 02 LTR125S 02	3.18	0.125	3615.51	32.000	180	50.80	2.000	101.60	4.000	27.48	1.082	16.92	0.666	38.10	1.500	11.00	BG	BJ	SPECIAL		
LTL125S 04 LTR125S 04			3615.51	32.000	180	50.80	2.000	101.60	4.000	34.44	1.356	22.48	0.885	28.58	1.125	8.00	BH	BK	SPECIAL		
LTL135T 02 LTR135T 02	3.43	0.135	4519.39	40.000	180	50.80	2.000	101.60	4.000	30.20	1.189	18.67	0.735	41.15	1.620	11.00	BJ	BL	SPECIAL		
LTL135T 04 LTR135T 04			4519.39	40.000	180	50.80	2.000	101.60	4.000	37.87	1.491	24.82	0.977	30.86	1.215	8.00	BK	BM	SPECIAL		

* Wires 0.64mm (0.025") and less are Instrument Torsion, and finish may be based on Pre-coated Tin wire, or Pre-coated Zinc wire, at Lee Spring's discretion.



TORSION SPRINGS

● Left Hand or Right Helix

● Music Wire (Plated*) or Stainless Steel (Passivated)

LEE STOCK NUMBER	NOMINAL WIRE DIAMETER		(T) MAXIMUM TORQUE (see footnotes)		DEFLECTION TO MAX. TORQUE	(R) RADIUS		(A) LENGTH OF LEG		OUTSIDE DIAMETER		SUGGESTED MANDREL SIZE		(L) BODY LENGTH APPROX.		TOTAL NO. OF COILS	PRICE LIST		
																	Music wire	302 Stainless	316 Stainless
	MM	IN	N-MM	IN-LB	DEG (°)	MM	IN	MM	IN	MM	IN	MM	IN	MM	IN	M	S	S316	
LTL016A 20 LTR016A 20	0.41	0.016	12.43	0.110	210	9.53	0.375	19.05	0.750	4.78	0.188	3.18	0.125	2.82	0.111	5.92	M	N	Z
LTL020B 20 LTR020B 20	0.51	0.020	20.34	0.180	210	12.70	0.500	25.40	1.000	6.96	0.274	4.76	0.188	3.51	0.138	5.92	N	P	BA
LTL024C 20 LTR024C 20	0.61	0.024	31.64	0.280	210	12.70	0.500	25.40	1.000	9.14	0.360	6.35	0.250	4.22	0.166	5.92	P	Q	BB
LTL026C 20 LTR026C 20	0.66	0.026	42.93	0.380	210	12.70	0.500	25.40	1.000	9.25	0.364	6.35	0.250	4.57	0.180	5.92	P	Q	BB
LTL029C 20 LTR029C 20	0.74	0.029	57.62	0.510	210	12.70	0.500	25.40	1.000	9.30	0.366	6.35	0.250	5.84	0.230	6.92	P	Q	BB
LTL032C 20 LTR032C 20	0.81	0.032	74.57	0.660	210	12.70	0.500	25.40	1.000	9.37	0.369	6.35	0.250	7.24	0.285	7.92	Q	Q	BB
LTL035C 20 LTR035C 20	0.89	0.035	103.95	0.920	210	15.88	0.625	31.75	1.250	9.53	0.375	6.35	0.250	7.92	0.312	7.92	Q	Q	BB
LTL038D 20 LTR038D 20	0.97	0.038	134.45	1.190	210	15.88	0.625	31.75	1.250	11.71	0.461	7.94	0.313	7.65	0.301	6.92	Q	R	BC
LTL040D 20 LTR040D 20	1.02	0.040	164.96	1.460	210	15.88	0.625	31.75	1.250	11.81	0.465	7.94	0.313	8.05	0.317	6.92	Q	R	BC
LTL042D 20 LTR042D 20	1.07	0.042	170.61	1.510	210	25.40	1.000	50.80	2.000	11.81	0.465	7.94	0.313	9.53	0.375	7.92	S	S	BD
LTL045D 20 LTR045D 20	1.14	0.045	223.71	1.980	210	25.40	1.000	50.80	2.000	11.96	0.471	7.94	0.313	10.19	0.401	7.92	S	S	BD
LTL049E 20 LTR049E 20	1.24	0.049	266.64	2.360	210	25.40	1.000	50.80	2.000	14.12	0.556	9.53	0.375	11.10	0.437	7.92	S	T	BE
LTL055E 20 LTR055E 20	1.40	0.055	373.98	3.310	210	25.40	1.000	50.80	2.000	14.33	0.564	9.53	0.375	13.84	0.545	8.92	T	T	BH
LTL059E 20 LTR059E 20	1.50	0.059	444.03	3.930	210	25.40	1.000	50.80	2.000	14.45	0.569	9.53	0.375	16.36	0.644	9.92	V	W	BK
LTL063E 20 LTR063E 20	1.59	0.063	572.83	5.070	210	25.40	1.000	50.80	2.000	14.68	0.578	9.53	0.375	17.32	0.682	9.92	V	W	BK
LTL072F 20 LTR072F 20	1.83	0.072	836.09	7.400	210	25.40	1.000	50.80	2.000	19.05	0.750	12.70	0.500	18.14	0.714	8.92	X	Y	SPECIAL
LTL080F 20 LTR080F 20	2.03	0.080	1182.95	10.470	210	31.75	1.250	63.50	2.500	19.41	0.764	12.70	0.500	20.14	0.793	8.92	X	Y	SPECIAL
LTL085G 20 LTR085G 20	2.16	0.085	1307.23	11.570	210	31.75	1.250	63.50	2.500	23.55	0.927	15.88	0.625	21.41	0.843	8.92	Y	Z	SPECIAL
LTL092G 20 LTR092G 20	2.32	0.092	1594.22	14.110	210	38.10	1.500	76.20	3.000	23.77	0.936	15.88	0.625	25.37	0.999	9.92	Y	Z	SPECIAL
LTL095G 20 LTR095G 20	2.41	0.095	1881.20	16.650	210	38.10	1.500	76.20	3.000	23.98	0.944	15.88	0.625	26.34	1.037	9.92	Y	Z	SPECIAL
LTL105H 20 LTR105H 20	2.67	0.105	2512.78	22.240	210	44.45	1.750	88.90	3.500	28.40	1.118	19.05	0.750	26.44	1.041	8.92	Y	Z	SPECIAL
LTL112H 20 LTR112H 20	2.84	0.112	2901.45	25.680	210	50.80	2.000	101.60	4.000	28.60	1.126	19.05	0.750	31.06	1.223	9.92	Z	Z	SPECIAL
LTL125H 20 LTR125H 20	3.18	0.125	4052.77	35.870	210	50.80	2.000	101.60	4.000	29.16	1.148	19.05	0.750	37.85	1.490	10.92	Z	BA	SPECIAL
LTL135H 20 LTR135H 20	3.43	0.135	4642.55	41.090	210	50.80	2.000	101.60	4.000	29.46	1.160	19.05	0.750	47.73	1.879	12.92	BA	BA	SPECIAL

* Wires 0.64mm (0.025") and less are Instrument Torsion, and finish may be based on Pre-coated Tin wire, or Pre-coated Zinc wire, at Lee Spring's discretion.

Torque shown relates only to music wire. When using stainless steel, multiply by 0.933. For stainless steel see note 6 on page 196.

TORSION SPRINGS



● Left Hand or Right Helix

● Music Wire (Plated*) or Stainless Steel (Passivated)

LEE STOCK NUMBER	NOMINAL WIRE DIAMETER		(T) MAXIMUM TORQUE (see footnotes)		DEFLECTION TO MAX. TORQUE	(R) RADIUS		(A) LENGTH OF LEG		OUTSIDE DIAMETER		SUGGESTED MANDREL SIZE		(L) BODY LENGTH APPROX.		TOTAL NO. OF COILS	PRICE LIST		
																	Music wire	302 Stainless	316 Stainless
	MM	IN	N-MM	IN-LB	DEG (°)	MM	IN	MM	IN	MM	IN	MM	IN	MM	IN	M	S	S316	
LTL012A 03 LTR012A 03	0.30	0.012	5.65	0.050	270	4.76	0.188	9.53	0.375	2.62	0.103	1.57	0.062	3.53	0.139	9.75	L	M	Z
LTL012A 05 LTR012A 05			5.65	0.050	270	6.35	0.250	12.70	0.500	4.34	0.171	2.77	0.109	2.18	0.086	5.75	L	M	Z
LTL014A 03 LTR014A 03	0.36	0.014	8.47	0.075	270	6.35	0.250	12.70	0.500	3.15	0.124	1.57	0.062	3.96	0.156	9.75	L	M	Z
LTL014A 05 LTR014A 05			8.47	0.075	270	9.53	0.375	19.05	0.750	5.11	0.201	2.77	0.109	2.54	0.100	5.75	L	M	Z
LTL015B 03 LTR015B 03	0.38	0.015	11.30	0.100	270	6.35	0.250	12.70	0.500	3.18	0.125	1.98	0.078	4.39	0.173	9.75	L	M	Z
LTL015B 05 LTR015B 05			11.30	0.100	270	9.53	0.375	19.05	0.750	5.08	0.200	2.77	0.109	2.72	0.107	5.75	L	M	Z
LTML040A 03 LTMR040A 03	0.40	0.016	9.97	0.088	140	8.00	0.315	16.00	0.630	2.80	0.110	1.50	0.059	3.99	0.157	8.75	L	M	SPECIAL
LTML040A 05 LTMR040A 05			9.97	0.088	44	8.00	0.315	16.00	0.630	2.80	0.110	1.50	0.059	1.60	0.063	2.75	L	M	SPECIAL
LTML040C 03 LTMR040C 03			9.97	0.088	198	8.00	0.315	16.00	0.630	3.80	0.150	2.50	0.098	3.99	0.157	8.75	L	M	SPECIAL
LTML040C 05 LTMR040C 05			9.97	0.088	62	8.00	0.315	16.00	0.630	3.80	0.150	2.50	0.098	1.60	0.063	2.75	L	M	SPECIAL
LTML040G 03 LTMR040G 03			9.97	0.088	315	8.00	0.315	16.00	0.630	5.80	0.228	4.00	0.157	3.99	0.157	8.75	L	M	SPECIAL
LTML040G 05 LTMR040G 05			9.97	0.088	99	8.00	0.315	16.00	0.630	5.80	0.228	4.00	0.157	1.60	0.063	2.75	L	M	SPECIAL
LTL017C 03 LTR017C 03			0.43	0.017	14.12	0.125	270	6.35	0.250	12.70	0.500	4.06	0.160	2.36	0.093	4.78	0.188	9.75	L
LTL017C 05 LTR017C 05	14.12	0.125			270	9.53	0.375	19.05	0.750	6.58	0.259	4.45	0.175	3.05	0.120	5.75	L	M	Z
LTL018C 03 LTR018C 03	0.46	0.018	16.95	0.150	270	6.35	0.250	12.70	0.500	4.06	0.160	2.77	0.109	5.79	0.228	10.75	L	M	Z
LTL018C 05 LTR018C 05			16.95	0.150	270	9.53	0.375	19.05	0.750	6.25	0.246	3.96	0.156	3.81	0.150	6.75	L	M	Z
LTML050B 03 LTMR050B 03	0.50	0.020	17.90	0.159	132	10.00	0.394	20.00	0.787	3.50	0.138	2.00	0.079	5.00	0.197	8.75	L	M	SPECIAL
LTML050B 05 LTMR050B 05			17.90	0.159	42	10.00	0.394	20.00	0.787	3.50	0.138	2.00	0.079	2.01	0.079	2.75	L	M	SPECIAL
LTML050E 03 LTMR050E 03			17.90	0.159	176	10.00	0.394	20.00	0.787	4.50	0.177	3.00	0.118	5.00	0.197	8.75	L	M	SPECIAL
LTML050E 05 LTMR050E 05			17.90	0.159	55	10.00	0.394	20.00	0.787	4.50	0.177	3.00	0.118	2.01	0.079	2.75	L	M	SPECIAL
LTML050J 03 LTMR050J 03			17.90	0.159	286	10.00	0.394	20.00	0.787	7.00	0.276	5.00	0.197	5.00	0.197	8.75	M	P	SPECIAL
LTML050J 05 LTMR050J 05			17.90	0.159	90	10.00	0.394	20.00	0.787	7.00	0.276	5.00	0.197	2.01	0.079	2.75	M	N	SPECIAL
LTL020D 03 LTR020D 03			0.51	0.020	22.60	0.200	270	9.53	0.375	19.05	0.750	4.45	0.175	2.67	0.105	6.10	0.240	10.75	L
LTL020D 05 LTR020D 05	22.60	0.200			270	12.70	0.500	25.40	1.000	6.81	0.268	4.75	0.187	4.06	0.160	6.75	L	M	Z
LTL021D 03 LTR021D 03	0.53	0.021	28.25	0.250	270	9.53	0.375	19.05	0.750	4.70	0.185	3.18	0.125	6.27	0.247	10.75	L	M	Z
LTL021D 05 LTR021D 05			28.25	0.250	270	12.70	0.500	25.40	1.000	6.25	0.246	3.76	0.148	4.95	0.195	7.75	L	M	Z
LTL023D 03 LTR023D 03	0.58	0.023	37.28	0.330	270	9.53	0.375	19.05	0.750	4.75	0.187	2.77	0.109	7.11	0.280	10.75	L	M	Z
LTL023D 05 LTR023D 05			37.28	0.330	270	12.70	0.500	25.40	1.000	6.38	0.251	4.11	0.162	5.33	0.210	7.75	L	M	Z

* Wires 0.64mm (0.025") and less are Instrument Torsion, and finish may be based on Pre-coated Tin wire, or Pre-coated Zinc wire, at Lee Spring's discretion.



TORSION SPRINGS

● Left Hand or Right Helix

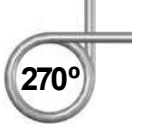
● Music Wire (Plated*) or Stainless Steel (Passivated)

LEE STOCK NUMBER	NOMINAL WIRE DIAMETER		(T) MAXIMUM TORQUE (see footnotes)		DEFLECTION TO MAX. TORQUE DEG (°)	(R) RADIUS		(A) LENGTH OF LEG		OUTSIDE DIAMETER		SUGGESTED MANDREL SIZE		(L) BODY LENGTH APPROX.		TOTAL NO. OF COILS	PRICE LIST				
	MM	IN	N-MM	IN-LB		MM	IN	MM	IN	MM	IN	MM	IN	MM	IN		MM	IN	Music wire	302 Stainless	316 Stainless
																			M	S	S316
LTML060D 03 LTMR060D 03	0.60	0.024	31.94	0.283	130	11.00	0.433	22.00	0.866	4.20	0.165	2.50	0.098	5.99	0.236	8.75	L	M	SPECIAL		
LTML060D 05 LTMR060D 05			31.94	0.283	41	11.00	0.433	22.00	0.866	4.20	0.165	2.50	0.098	2.39	0.094	2.75	L	M	SPECIAL		
LTML060H 03 LTMR060H 03			31.94	0.283	203	11.00	0.433	22.00	0.866	6.20	0.244	4.00	0.157	5.99	0.236	8.75	L	M	SPECIAL		
LTML060H 05 LTMR060H 05			31.94	0.283	64	11.00	0.433	22.00	0.866	6.20	0.244	4.00	0.157	2.39	0.094	2.75	L	M	SPECIAL		
LTML060L 03 LTMR060L 03			31.94	0.283	275	11.00	0.433	22.00	0.866	8.20	0.323	6.00	0.236	5.99	0.236	8.75	N	P	SPECIAL		
LTML060L 05 LTMR060L 05			31.94	0.283	87	11.00	0.433	22.00	0.866	8.20	0.323	6.00	0.236	2.39	0.094	2.75	M	N	SPECIAL		
LTML025E 03 LTR025E 03			0.64	0.025	47.45	0.420	270	9.53	0.375	19.05	0.750	5.59	0.220	3.56	0.140	7.72	0.304	10.75	L	M	Z
LTML025E 05 LTR025E 05	47.45	0.420			270	12.70	0.500	25.40	1.000	8.66	0.341	5.54	0.218	5.23	0.206	6.75	L	M	Z		
LTML028E 03 LTR028E 03	0.71	0.028	62.14	0.550	270	12.70	0.500	25.40	1.000	6.22	0.245	3.96	0.156	8.64	0.340	10.75	M	N	BA		
LTML028E 05 LTR028E 05			62.14	0.550	270	12.70	0.500	25.40	1.000	8.36	0.329	5.72	0.225	6.48	0.255	7.75	M	P	BB		
LTML075F 03 LTMR075F 03	0.75	0.030	58.84	0.521	121	12.50	0.492	25.00	0.984	5.00	0.197	3.00	0.118	7.49	0.295	8.75	L	M	SPECIAL		
LTML075F 05 LTMR075F 05			58.84	0.521	38	12.50	0.492	25.00	0.984	5.00	0.197	3.00	0.118	3.00	0.118	2.75	L	M	SPECIAL		
LTML075K 03 LTMR075K 03			58.84	0.521	193	12.50	0.492	25.00	0.984	7.50	0.295	5.00	0.197	7.49	0.295	8.75	N	P	SPECIAL		
LTML075K 05 LTMR075K 05			58.84	0.521	61	12.50	0.492	25.00	0.984	7.50	0.295	5.00	0.197	3.00	0.118	2.75	M	N	SPECIAL		
LTML075Q 03 LTMR075Q 03			58.84	0.521	279	12.50	0.492	25.00	0.984	10.50	0.413	8.00	0.315	7.49	0.295	8.75	P	Q	SPECIAL		
LTML075Q 05 LTMR075Q 05			58.84	0.521	88	12.50	0.492	25.00	0.984	10.50	0.413	8.00	0.315	3.00	0.118	2.75	P	Q	SPECIAL		
LTML030F 03 LTR030F 03			0.76	0.030	76.83	0.680	270	12.70	0.500	25.40	1.000	6.88	0.271	4.37	0.172	9.27	0.365	10.75	M	N	BA
LTML030F 05 LTR030F 05	76.83	0.680			270	12.70	0.500	25.40	1.000	9.58	0.377	6.35	0.250	7.11	0.280	7.75	M	P	BB		
LTML032F 03 LTR032F 03	0.81	0.032	98.86	0.875	270	12.70	0.500	25.40	1.000	6.71	0.264	4.11	0.162	9.78	0.385	10.75	M	N	BA		
LTML032F 05 LTR032F 05			98.86	0.875	270	12.70	0.500	25.40	1.000	8.99	0.354	6.10	0.240	7.37	0.290	7.75	M	P	BB		
LTML035G 03 LTR035G 03	0.89	0.035	120.89	1.070	270	15.88	0.625	31.75	1.250	7.92	0.312	4.75	0.187	10.80	0.425	10.75	M	N	BA		
LTML035G 05 LTR035G 05			120.89	1.070	270	15.88	0.625	31.75	1.250	11.07	0.436	7.14	0.281	8.00	0.315	7.75	N	P	BB		
LTML038G 03 LTR038G 03	0.97	0.038	144.62	1.280	270	15.88	0.625	31.75	1.250	9.02	0.355	5.84	0.230	11.56	0.455	10.75	N	P	BB		
LTML038G 05 LTR038G 05			144.62	1.280	270	15.88	0.625	31.75	1.250	12.12	0.477	8.38	0.330	8.69	0.342	7.75	N	P	BB		
LTML100J 03 LTMR100J 03	1.00	0.039	136.12	1.205	125	17.50	0.689	35.00	1.378	7.00	0.276	4.00	0.157	10.01	0.394	8.75	M	N	SPECIAL		
LTML100J 05 LTMR100J 05			136.12	1.205	39	17.50	0.689	35.00	1.378	7.00	0.276	4.00	0.157	3.99	0.157	2.75	M	N	SPECIAL		
LTML100N 03 LTMR100N 03			136.12	1.205	167	17.50	0.689	35.00	1.378	9.00	0.354	6.00	0.236	10.01	0.394	8.75	M	N	SPECIAL		
LTML100N 05 LTMR100N 05			136.12	1.205	52	17.50	0.689	35.00	1.378	9.00	0.354	6.00	0.236	3.99	0.157	2.75	M	N	SPECIAL		
LTML100T 03 LTMR100T 03			136.12	1.205	271	17.50	0.689	35.00	1.378	14.00	0.551	10.00	0.394	10.01	0.394	8.75	R	S	SPECIAL		
LTML100T 05 LTMR100T 05			136.12	1.205	85	17.50	0.689	35.00	1.378	14.00	0.551	10.00	0.394	3.99	0.157	2.75	P	Q	SPECIAL		

* Wires 0.64mm (0.025") and less are Instrument Torsion, and finish may be based on Pre-coated Tin wire, or Pre-coated Zinc wire, at Lee Spring's discretion.

Torque shown relates only to music wire. When using stainless steel, multiply by 0.933. For stainless steel see note 6 on page 196.

TORSION SPRINGS



● Left Hand or Right Helix

● Music Wire (Plated*) or Stainless Steel (Passivated)

LEE STOCK NUMBER	NOMINAL WIRE DIAMETER		(T) MAXIMUM TORQUE (see footnotes)		DEFLECTION TO MAX. TORQUE DEG (°)	(R) RADIUS		(A) LENGTH OF LEG		OUTSIDE DIAMETER		SUGGESTED MANDREL SIZE		(L) BODY LENGTH APPROX.		TOTAL NO. OF COILS	PRICE LIST				
	MM	IN	N-MM	IN-LB		MM	IN	MM	IN	MM	IN	MM	IN	MM	IN		Music wire	302 Stainless	316 Stainless		
																	M	S	S316		
LTL040H 03 LTR040H 03	1.02	0.040	169.48	1.500	270	15.88	0.625	31.75	1.250	9.12	0.359	5.54	0.218	13.34	0.525	11.75	S	T	BD		
LTL040H 05 LTR040H 05			169.48	1.500	270	25.40	1.000	50.80	2.000	13.00	0.512	8.71	0.343	9.14	0.360	7.75	N	P	BB		
LTL045H 03 LTR045H 03	1.14	0.045	242.92	2.150	270	15.88	0.625	31.75	1.250	9.70	0.382	6.10	0.240	14.86	0.585	11.75	N	P	BB		
LTL045H 05 LTR045H 05			242.92	2.150	270	25.40	1.000	50.80	2.000	14.12	0.556	9.53	0.375	10.29	0.405	7.75	N	P	BB		
LTL048J 03 LTR048J 03	1.22	0.048	310.71	2.750	270	15.88	0.625	31.75	1.250	10.59	0.417	6.35	0.250	16.00	0.630	11.75	Q	R	BD		
LTL048J 05 LTR048J 05			310.71	2.750	270	25.40	1.000	50.80	2.000	15.27	0.601	10.31	0.406	11.05	0.435	7.75	Q	R	BD		
LTML125M 03 LTMR125M 03	1.25	0.049	255.09	2.258	117	20.00	0.787	40.00	1.575	8.50	0.335	5.00	0.197	12.50	0.492	8.75	N	P	SPECIAL		
LTML125M 05 LTMR125M 05			255.09	2.258	37	20.00	0.787	40.00	1.575	8.50	0.335	5.00	0.197	5.00	0.197	2.75	L	M	SPECIAL		
LTML125R 03 LTMR125R 03			255.09	2.258	165	20.00	0.787	40.00	1.575	11.50	0.453	8.00	0.315	12.50	0.492	8.75	P	Q	SPECIAL		
LTML125R 05 LTMR125R 05			255.09	2.258	52	20.00	0.787	40.00	1.575	11.50	0.453	8.00	0.315	5.00	0.197	2.75	P	R	SPECIAL		
LTML125V 03 LTMR125V 03			255.09	2.258	245	20.00	0.787	40.00	1.575	16.50	0.650	12.00	0.472	12.50	0.492	8.75	S	T	SPECIAL		
LTML125V 05 LTMR125V 05			255.09	2.258	77	20.00	0.787	40.00	1.575	16.50	0.650	12.00	0.472	5.00	0.197	2.75	P	Q	SPECIAL		
LTL051J 03 LTR051J 03			1.30	0.051	350.25	3.100	270	25.40	1.000	50.80	2.000	11.15	0.439	7.11	0.280	16.76	0.660	11.75	Q	R	BD
LTL051J 05 LTR051J 05					350.25	3.100	270	25.40	1.000	50.80	2.000	14.50	0.571	9.91	0.390	12.95	0.510	8.75	Q	R	BD
LTL054K 03 LTR054K 03	1.37	0.054	395.45	3.500	270	25.40	1.000	50.80	2.000	13.06	0.514	8.76	0.345	17.78	0.700	11.75	R	S	BE		
LTL054K 05 LTR054K 05			395.45	3.500	270	25.40	1.000	50.80	2.000	16.87	0.664	12.07	0.475	13.72	0.540	8.75	R	T	BF		
LTL059K 03 LTR059K 03	1.50	0.059	508.43	4.500	270	25.40	1.000	50.80	2.000	13.64	0.537	8.89	0.350	19.43	0.765	11.75	T	U	BH		
LTL059K 05 LTR059K 05			508.43	4.500	270	25.40	1.000	50.80	2.000	17.75	0.699	12.32	0.485	14.86	0.585	8.75	T	V	BJ		
LTML150P 03 LTMR150P 03			425.51	3.767	110	22.50	0.886	45.00	1.772	10.00	0.394	6.00	0.236	15.01	0.591	8.75	P	Q	SPECIAL		
LTML150P 05 LTMR150P 05			425.51	3.767	35	22.50	0.886	45.00	1.772	10.00	0.394	6.00	0.236	5.99	0.236	2.75	M	N	SPECIAL		
LTML150U 03 LTMR150U 03			425.51	3.767	175	22.50	0.886	45.00	1.772	15.00	0.591	10.00	0.394	15.01	0.591	8.75	R	S	SPECIAL		
LTML150U 05 LTMR150U 05			425.51	3.767	55	22.50	0.886	45.00	1.772	15.00	0.591	10.00	0.394	5.99	0.236	2.75	P	Q	SPECIAL		
LTML150X 03 LTMR150X 03			425.51	3.767	239	22.50	0.886	45.00	1.772	20.00	0.787	15.00	0.591	15.01	0.591	8.75	V	X	SPECIAL		
LTML150X 05 LTMR150X 05			425.51	3.767	75	22.50	0.886	45.00	1.772	20.00	0.787	15.00	0.591	5.99	0.236	2.75	U	W	SPECIAL		
LTL063L 03 LTR063L 03			1.60	0.063	621.42	5.500	270	25.40	1.000	50.80	2.000	15.24	0.600	10.31	0.406	20.83	0.820	11.75	T	V	BJ
LTL063L 05 LTR063L 05					621.42	5.500	270	25.40	1.000	50.80	2.000	19.91	0.784	14.27	0.562	16.00	0.630	8.75	V	X	BK
LTL070M 03 LTR070M 03	1.78	0.070	847.39	7.500	270	25.40	1.000	50.80	2.000	16.23	0.639	11.11	0.438	22.68	0.893	11.75	V	X	SPECIAL		
LTL070M 05 LTR070M 05			847.39	7.500	270	25.40	1.000	50.80	2.000	20.98	0.826	15.48	0.609	17.35	0.683	8.75	X	Z	SPECIAL		
LTL075M 03 LTR075M 03	1.91	0.075	1039.80	9.203	270	25.40	1.000	50.80	2.000	17.40	0.685	12.30	0.484	24.28	0.956	11.75	X	Z	SPECIAL		
LTL075M 05 LTR075M 05			1039.80	9.203	270	25.40	1.000	50.80	2.000	20.57	0.810	13.39	0.527	20.88	0.822	9.75	Z	BB	SPECIAL		

* Wires 0.64mm (0.025") and less are Instrument Torsion, and finish may be based on Pre-coated Tin wire, or Pre-coated Zinc wire, at Lee Spring's discretion.



TORSION SPRINGS

● Left Hand or Right Helix


● Music Wire (Plated*) or Stainless Steel (Passivated)

LEE STOCK NUMBER	NOMINAL WIRE DIAMETER		(T) MAXIMUM TORQUE (see footnotes)		DEFLECTION TO MAX. TORQUE	(R) RADIUS		(A) LENGTH OF LEG		OUTSIDE DIAMETER		SUGGESTED MANDREL SIZE		(L) BODY LENGTH APPROX.		TOTAL NO. OF COILS	PRICE LIST				
																	Music wire	302 Stainless	316 Stainless		
	MM	IN	N-MM	IN-LB	DEG (°)	MM	IN	MM	IN	MM	IN	MM	IN	MM	IN	M	S	S316			
LTL078N 03 LTR078N 03	1.98	0.078	1180.69	10.450	270	25.40	1.000	50.80	2.000	17.93	0.706	12.30	0.484	25.27	0.995	11.75	Z	BB	SPECIAL		
LTL078N 05 LTR078N 05			1180.69	10.450	270	25.40	1.000	50.80	2.000	21.21	0.835	13.79	0.543	21.72	0.855	9.75	BB	BD	SPECIAL		
LTML200S 03 LTMR200S 03	2.00	0.079	978.56	8.663	103	30.00	1.181	60.00	2.362	13.00	0.512	8.00	0.315	19.99	0.787	8.75	Q	R	SPECIAL		
LTML200S 05 LTMR200S 05			978.56	8.663	33	30.00	1.181	60.00	2.362	13.00	0.512	8.00	0.315	8.00	0.315	2.75	P	Q	SPECIAL		
LTML200W 03 LTMR200W 03			978.56	8.663	151	30.00	1.181	60.00	2.362	18.00	0.709	12.00	0.472	19.99	0.787	8.75	V	X	SPECIAL		
LTML200W 05 LTMR200W 05			978.56	8.663	47	30.00	1.181	60.00	2.362	18.00	0.709	12.00	0.472	8.00	0.315	2.75	V	X	SPECIAL		
LTML200Y 03 LTMR200Y 03			978.56	8.663	235	30.00	1.181	60.00	2.362	27.00	1.063	20.00	0.787	19.99	0.787	8.75	X	Z	SPECIAL		
LTML200Y 05 LTMR200Y 05			978.56	8.663	74	30.00	1.181	60.00	2.362	27.00	1.063	20.00	0.787	8.00	0.315	2.75	W	Y	SPECIAL		
LTL085N 03 LTR085N 03			2.16	0.085	1453.10	12.861	270	31.75	1.250	63.50	2.500	20.45	0.805	14.68	0.578	27.53	1.084	11.75	BB	BD	SPECIAL
LTL085N 05 LTR085N 05					1453.10	12.861	270	31.75	1.250	63.50	2.500	24.18	0.952	17.48	0.688	23.22	0.914	9.75	BD	BF	SPECIAL
LTL095P 03 LTR095P 03	2.41	0.095	1937.46	17.148	270	38.10	1.500	76.20	3.000	23.80	0.937	17.07	0.672	30.76	1.211	11.75	BD	BF	SPECIAL		
LTL095P 05 LTR095P 05			1937.46	17.148	270	38.10	1.500	76.20	3.000	28.19	1.110	21.03	0.828	25.93	1.021	9.75	BF	BH	SPECIAL		
LTL105Q 03 LTR105Q 03	2.67	0.105	2372.68	21.000	270	44.45	1.750	88.90	3.500	27.69	1.090	17.86	0.703	34.01	1.339	11.75	BE	BG	SPECIAL		
LTL105Q 05 LTR105Q 05			2372.68	21.000	270	44.45	1.750	88.90	3.500	34.09	1.342	22.63	0.891	28.68	1.129	9.75	BF	BH	SPECIAL		
LTL115R 03 LTR115R 03	2.92	0.115	3163.58	28.000	270	50.80	2.000	101.60	4.000	27.58	1.086	17.48	0.688	43.08	1.696	13.75	BF	BH	SPECIAL		
LTL115R 05 LTR115R 05			3163.58	28.000	270	50.80	2.000	101.60	4.000	36.45	1.435	23.83	0.938	31.40	1.236	9.75	BG	BJ	SPECIAL		
LTL125S 03 LTR125S 03	3.18	0.125	3615.51	32.000	270	50.80	2.000	101.60	4.000	30.20	1.189	19.08	0.751	50.00	1.969	14.75	BG	BJ	SPECIAL		
LTL125S 05 LTR125S 05			3615.51	32.000	270	50.80	2.000	101.60	4.000	38.51	1.516	25.73	1.013	40.48	1.594	11.75	BH	BK	SPECIAL		
LTL135T 03 LTR135T 03	3.43	0.135	4519.39	40.000	270	50.80	2.000	101.60	4.000	33.05	1.301	20.96	0.825	54.01	2.126	14.75	BJ	BL	SPECIAL		
LTL135T 05 LTR135T 05			4519.39	40.000	270	50.80	2.000	101.60	4.000	42.16	1.660	28.24	1.112	43.72	1.721	11.75	BK	BM	SPECIAL		

* Wires 0.64mm (0.025") and less are Instrument Torsion, and finish may be based on Pre-coated Tin wire, or Pre-coated Zinc wire, at Lee Spring's discretion.

Torque shown relates only to music wire. When using stainless steel, multiply by 0.933. For stainless steel see note 6 on page 196.

TORSION SPRINGS



● Left Hand or Right Helix

● Music Wire (Plated*) or Stainless Steel (Passivated)

LEE STOCK NUMBER	NOMINAL WIRE DIAMETER		(T) MAXIMUM TORQUE (see footnotes)		DEFLECTION TO MAX. TORQUE	(R) RADIUS		(A) LENGTH OF LEG		OUTSIDE DIAMETER		SUGGESTED MANDREL SIZE		(L) BODY LENGTH APPROX.		TOTAL NO. OF COILS	PRICE LIST		
																	Music wire	302 Stainless	316 Stainless
	MM	IN	N-MM	IN-LB	DEG (°)	MM	IN	MM	IN	MM	IN	MM	IN	MM	IN	M	S	S316	
LTL016A 30 LTR016A 30	0.41	0.016	12.43	0.110	300	9.53	0.375	19.05	0.750	4.78	0.188	3.18	0.125	3.94	0.155	8.67	M	N	Z
LTL020B 30 LTR020B 30	0.51	0.020	20.34	0.180	300	12.70	0.500	25.40	1.000	6.93	0.273	4.76	0.188	4.90	0.193	8.67	M	N	Z
LTL024C 30 LTR024C 30	0.61	0.024	31.64	0.280	300	12.70	0.500	25.40	1.000	9.12	0.359	6.35	0.250	5.89	0.232	8.67	N	P	BA
LTL026C 30 LTR026C 30	0.66	0.026	42.93	0.380	300	12.70	0.500	25.40	1.000	9.25	0.364	6.35	0.250	6.38	0.251	8.67	N	P	BA
LTL029C 30 LTR029C 30	0.74	0.029	59.88	0.530	300	12.70	0.500	25.40	1.000	9.32	0.367	6.35	0.250	7.85	0.309	9.67	N	P	BA
LTL032C 30 LTR032C 30	0.81	0.032	79.09	0.700	300	12.70	0.500	25.40	1.000	9.42	0.371	6.35	0.250	9.47	0.373	10.67	P	Q	BB
LTL035C 30 LTR035C 30	0.89	0.035	111.85	0.990	300	15.88	0.625	31.75	1.250	9.58	0.377	6.35	0.250	10.36	0.408	10.67	Q	Q	BB
LTL038D 30 LTR038D 30	0.97	0.038	140.10	1.240	300	15.88	0.625	31.75	1.250	11.73	0.462	7.94	0.313	10.29	0.405	9.67	Q	Q	BB
LTL040D 30 LTR040D 30	1.02	0.040	154.79	1.370	300	15.88	0.625	31.75	1.250	11.76	0.463	7.94	0.313	11.86	0.467	10.67	Q	Q	BB
LTL042D 30 LTR042D 30	1.07	0.042	169.48	1.500	300	25.40	1.000	50.80	2.000	11.79	0.464	7.94	0.313	13.51	0.532	11.67	R	S	BD
LTL045D 30 LTR045D 30	1.14	0.045	221.45	1.960	300	25.40	1.000	50.80	2.000	11.94	0.470	7.94	0.313	14.48	0.570	11.67	R	S	BD
LTL049E 30 LTR049E 30	1.24	0.049	286.98	2.540	300	25.40	1.000	50.80	2.000	14.17	0.558	9.53	0.375	14.53	0.572	10.67	S	S	BD
LTL055E 30 LTR055E 30	1.40	0.055	381.89	3.380	300	25.40	1.000	50.80	2.000	14.33	0.564	9.53	0.375	19.10	0.752	12.67	U	V	BJ
LTL059E 30 LTR059E 30	1.50	0.059	465.50	4.120	300	25.40	1.000	50.80	2.000	14.48	0.570	9.53	0.375	21.97	0.865	13.67	V	W	BK
LTL063E 30 LTR063E 30	1.59	0.063	561.53	4.970	300	25.40	1.000	50.80	2.000	14.66	0.577	9.53	0.375	23.29	0.917	13.67	V	W	BK
LTL072F 30 LTR072F 30	1.83	0.072	849.65	7.520	300	25.40	1.000	50.80	2.000	19.05	0.750	12.70	0.500	23.16	0.912	11.67	W	W	SPECIAL
LTL080F 30 LTR080F 30	2.03	0.080	1156.96	10.240	300	31.75	1.250	63.50	2.500	19.38	0.763	12.70	0.500	29.79	1.173	13.67	X	Y	SPECIAL
LTL085G 30 LTR085G 30	2.16	0.085	1328.70	11.760	300	31.75	1.250	63.50	2.500	23.55	0.927	15.88	0.625	29.51	1.162	12.67	Y	Y	SPECIAL
LTL092G 30 LTR092G 30	2.32	0.092	1671.05	14.790	300	38.10	1.500	76.20	3.000	23.83	0.938	15.88	0.625	31.78	1.251	12.67	Y	Y	SPECIAL
LTL095G 30 LTR095G 30	2.41	0.095	1840.52	16.290	300	38.10	1.500	76.20	3.000	23.95	0.943	15.88	0.625	35.38	1.393	13.67	Z	Z	SPECIAL
LTL105H 30 LTR105H 30	2.67	0.105	2377.20	21.040	300	44.45	1.750	88.90	3.500	28.30	1.114	19.05	0.750	39.12	1.540	13.67	BA	BA	SPECIAL
LTL112H 30 LTR112H 30	2.84	0.112	3043.81	26.940	300	50.80	2.000	101.60	4.000	28.65	1.128	19.05	0.750	41.73	1.643	13.67	BA	BA	SPECIAL
LTL125H 30 LTR125H 30	3.18	0.125	3843.74	34.020	300	50.80	2.000	101.60	4.000	29.08	1.145	19.05	0.750	56.08	2.208	16.67	BA	BB	SPECIAL
LTL135H 30 LTR135H 30	3.43	0.135	4891.11	43.290	300	50.80	2.000	101.60	4.000	29.51	1.162	19.05	0.750	64.01	2.520	17.67	BB	BC	SPECIAL

* Wires 0.64mm (0.025") and less are Instrument Torsion, and finish may be based on Pre-coated Tin wire, or Pre-coated Zinc wire, at Lee Spring's discretion.

● Left Hand or Right Helix

● Music Wire (Plated*) or Stainless Steel (Passivated)

LEE STOCK NUMBER	NOMINAL WIRE DIAMETER		(T) MAXIMUM TORQUE (see footnotes)		DEFLECTION TO MAX. TORQUE DEG (°)	(R) RADIUS		(A) LENGTH OF LEG		OUTSIDE DIAMETER		SUGGESTED MANDREL SIZE		(L) BODY LENGTH APPROX.		TOTAL NO. OF COILS	PRICE LIST		
	MM	IN	N-MM	IN-LB		MM	IN	MM	IN	MM	IN	MM	IN	MM	IN		Music wire	302 Stainless	316 Stainless
																	M	S	S316
LTL012A 06 LTR012A 06	0.30	0.012	5.65	0.050	360	6.35	0.250	12.70	0.500	4.42	0.174	2.77	0.109	2.84	0.112	7.50	L	M	Z
LTL012A 08 LTR012A 08			5.65	0.050	360	9.53	0.375	19.05	0.750	5.61	0.221	3.96	0.156	1.98	0.078	5.50	L	M	Z
LTL014A 06 LTR014A 06	0.36	0.014	8.47	0.075	360	9.53	0.375	19.05	0.750	5.18	0.204	2.77	0.109	3.15	0.124	7.50	L	M	Z
LTL014A 08 LTR014A 08			8.47	0.075	360	9.53	0.375	19.05	0.750	6.93	0.273	4.78	0.188	2.31	0.091	5.50	L	M	Z
LTL015B 06 LTR015B 06	0.38	0.015	11.30	0.100	360	9.53	0.375	19.05	0.750	5.28	0.208	2.77	0.109	3.35	0.132	7.50	L	M	Z
LTL015B 08 LTR015B 08			11.30	0.100	360	12.70	0.500	25.40	1.000	6.88	0.271	4.78	0.188	2.49	0.098	5.50	L	M	Z
LTML040A 06 LTMR040A 06	0.40	0.016	9.97	0.088	104	8.00	0.315	16.00	0.630	2.80	0.110	1.50	0.059	2.79	0.110	6.50	L	M	SPECIAL
LTML040A 08 LTMR040A 08			9.97	0.088	40	8.00	0.315	16.00	0.630	2.80	0.110	1.50	0.059	1.19	0.047	2.50	L	M	SPECIAL
LTML040C 06 LTMR040C 06			9.97	0.088	147	8.00	0.315	16.00	0.630	3.80	0.150	2.50	0.098	2.79	0.110	6.50	L	M	SPECIAL
LTML040C 08 LTMR040C 08			9.97	0.088	57	8.00	0.315	16.00	0.630	3.80	0.150	2.50	0.098	1.19	0.047	2.50	L	M	SPECIAL
LTML040G 06 LTMR040G 06			9.97	0.088	234	8.00	0.315	16.00	0.630	5.80	0.228	4.00	0.157	2.79	0.110	6.50	L	M	SPECIAL
LTML040G 08 LTMR040G 08			9.97	0.088	90	8.00	0.315	16.00	0.630	5.80	0.228	4.00	0.157	1.19	0.047	2.50	L	M	SPECIAL
LTL017C 06 LTR017C 06			0.43	0.017	14.12	0.125	360	9.53	0.375	19.05	0.750	5.97	0.235	3.96	0.156	4.24	0.167	8.50	L
LTL017C 08 LTR017C 08	14.12	0.125			360	12.70	0.500	25.40	1.000	7.70	0.303	5.56	0.219	3.25	0.128	6.50	L	M	Z
LTL018C 06 LTR018C 06	0.46	0.018	16.95	0.150	360	9.53	0.375	19.05	0.750	5.94	0.234	3.96	0.156	5.08	0.200	9.50	L	M	Z
LTL018C 08 LTR018C 08			16.95	0.150	360	12.70	0.500	25.40	1.000	9.42	0.371	6.76	0.266	2.97	0.117	5.50	M	N	BA
LTML050B 06 LTMR050B 06	0.50	0.020	17.90	0.159	98	10.00	0.394	20.00	0.787	3.50	0.138	2.00	0.079	3.51	0.138	6.50	L	M	SPECIAL
LTML050B 08 LTMR050B 08			17.90	0.159	38	10.00	0.394	20.00	0.787	3.50	0.138	2.00	0.079	1.50	0.059	2.50	L	M	SPECIAL
LTML050E 06 LTMR050E 06			17.90	0.159	131	10.00	0.394	20.00	0.787	4.50	0.177	3.00	0.118	3.51	0.138	6.50	L	M	SPECIAL
LTML050E 08 LTMR050E 08			17.90	0.159	50	10.00	0.394	20.00	0.787	4.50	0.177	3.00	0.118	1.50	0.059	2.50	L	M	SPECIAL
LTML050J 06 LTMR050J 06			17.90	0.159	213	10.00	0.394	20.00	0.787	7.00	0.276	5.00	0.197	3.51	0.138	6.50	M	N	SPECIAL
LTML050J 08 LTMR050J 08			17.90	0.159	82	10.00	0.394	20.00	0.787	7.00	0.276	5.00	0.197	1.50	0.059	2.50	M	N	SPECIAL
LTL020D 06 LTR020D 06			0.51	0.020	22.60	0.200	360	12.70	0.500	25.40	1.000	6.45	0.254	4.37	0.172	5.46	0.215	9.50	L
LTL020D 08 LTR020D 08	22.60	0.200			360	15.88	0.625	31.75	1.250	10.77	0.424	7.92	0.312	3.30	0.130	5.50	M	N	BA
LTL021D 06 LTR021D 06	0.53	0.021	28.25	0.250	360	12.70	0.500	25.40	1.000	6.91	0.272	4.75	0.187	5.84	0.230	9.50	L	M	Z
LTL021D 08 LTR021D 08			28.25	0.250	360	12.70	0.500	25.40	1.000	10.52	0.414	7.54	0.297	3.45	0.136	5.50	L	N	BA
LTL023D 06 LTR023D 06	0.58	0.023	37.28	0.330	360	12.70	0.500	25.40	1.000	6.88	0.271	4.57	0.180	6.35	0.250	9.50	L	M	Z
LTL023D 08 LTR023D 08			37.28	0.330	360	15.88	0.625	31.75	1.250	11.46	0.451	8.33	0.328	3.81	0.150	5.50	M	N	BA

* Wires 0.64mm (0.025") and less are Instrument Torsion, and finish may be based on Pre-coated Tin wire, or Pre-coated Zinc wire, at Lee Spring's discretion.

Torque shown relates only to music wire. When using stainless steel, multiply by 0.933. For stainless steel see note 6 on page 196.

TORSION SPRINGS

360°

● Left Hand or Right Helix

● Music Wire (Plated*) or Stainless Steel (Passivated)

LEE STOCK NUMBER	NOMINAL WIRE DIAMETER		(T) MAXIMUM TORQUE (see footnotes)		DEFLECTION TO MAX. TORQUE DEG (°)	(R) RADIUS		(A) LENGTH OF LEG		OUTSIDE DIAMETER		SUGGESTED MANDREL SIZE		(L) BODY LENGTH APPROX.		TOTAL NO. OF COILS	PRICE LIST		
	MM	IN	N-MM	IN-LB		MM	IN	MM	IN	MM	IN	MM	IN	MM	IN		Music wire	302 Stainless	316 Stainless
																	M	S	S316
LTML060D 06 LTMR060D 06	0.60	0.024	31.94	0.283	97	11.00	0.433	22.00	0.866	4.20	0.165	2.50	0.098	4.19	0.165	6.50	L	M	SPECIAL
LTML060D 08 LTMR060D 08			31.94	0.283	37	11.00	0.433	22.00	0.866	4.20	0.165	2.50	0.098	1.80	0.071	2.50	L	M	SPECIAL
LTML060H 06 LTMR060H 06			31.94	0.283	151	11.00	0.433	22.00	0.866	6.20	0.244	4.00	0.157	4.19	0.165	6.50	L	M	SPECIAL
LTML060H 08 LTMR060H 08			31.94	0.283	58	11.00	0.433	22.00	0.866	6.20	0.244	4.00	0.157	1.80	0.071	2.50	L	M	SPECIAL
LTML060L 06 LTMR060L 06			31.94	0.283	205	11.00	0.433	22.00	0.866	8.20	0.323	6.00	0.236	4.19	0.165	6.50	M	N	SPECIAL
LTML060L 08 LTMR060L 08			31.94	0.283	79	11.00	0.433	22.00	0.866	8.20	0.323	6.00	0.236	1.80	0.071	2.50	M	N	SPECIAL
LTL025E 06 LTR025E 06			0.64	0.025	47.45	0.420	360	12.70	0.500	25.40	1.000	8.26	0.325	5.54	0.218	6.99	0.275	9.50	L
LTL025E 08 LTR025E 08	47.45	0.420			360	15.88	0.625	31.75	1.250	12.57	0.495	9.12	0.359	4.11	0.162	5.50	M	N	BA
LTL028E 06 LTR028E 06	0.71	0.028	62.14	0.550	360	12.70	0.500	25.40	1.000	9.02	0.355	6.22	0.245	7.75	0.305	9.50	M	P	BB
LTL028E 08 LTR028E 08			62.14	0.550	360	25.40	1.000	50.80	2.000	15.04	0.592	11.13	0.438	4.62	0.182	5.50	Q	R	BD
LTML075F 06 LTMR075F 06	0.75	0.030	58.84	0.521	90	12.50	0.492	25.00	0.984	5.00	0.197	3.00	0.118	5.26	0.207	6.50	L	M	SPECIAL
LTML075F 08 LTMR075F 08			58.84	0.521	35	12.50	0.492	25.00	0.984	5.00	0.197	3.00	0.118	2.26	0.089	2.50	L	M	SPECIAL
LTML075K 06 LTMR075K 06			58.84	0.521	143	12.50	0.492	25.00	0.984	7.50	0.295	5.00	0.197	5.26	0.207	6.50	L	M	SPECIAL
LTML075K 08 LTMR075K 08			58.84	0.521	55	12.50	0.492	25.00	0.984	7.50	0.295	5.00	0.197	2.26	0.089	2.50	L	M	SPECIAL
LTML075Q 06 LTMR075Q 06			58.84	0.521	207	12.50	0.492	25.00	0.984	10.50	0.413	8.00	0.315	5.26	0.207	6.50	M	N	SPECIAL
LTML075Q 08 LTMR075Q 08			58.84	0.521	80	12.50	0.492	25.00	0.984	10.50	0.413	8.00	0.315	2.26	0.089	2.50	M	N	SPECIAL
LTL030F 06 LTR030F 06			0.76	0.030	76.83	0.680	360	12.70	0.500	25.40	1.000	10.41	0.410	6.35	0.250	8.26	0.325	9.50	M
LTL030F 08 LTR030F 08	76.83	0.680			360	25.40	1.000	50.80	2.000	16.05	0.632	11.51	0.453	4.95	0.195	5.50	Q	Q	BC
LTL032F 06 LTR032F 06	0.81	0.032	98.86	0.875	360	12.70	0.500	25.40	1.000	9.70	0.382	6.35	0.250	8.76	0.345	9.50	M	P	BB
LTL032F 08 LTR032F 08			98.86	0.875	360	25.40	1.000	50.80	2.000	16.18	0.637	11.91	0.469	5.28	0.208	5.50	R	S	BE
LTL035G 06 LTR035G 06	0.89	0.035	120.89	1.070	360	15.88	0.625	31.75	1.250	11.99	0.472	7.92	0.312	9.65	0.380	9.50	N	P	BB
LTL035G 08 LTR035G 08			120.89	1.070	360	25.40	1.000	50.80	2.000	18.87	0.743	13.89	0.547	5.79	0.228	5.50	U	V	BJ
LTL038G 06 LTR038G 06	0.97	0.038	144.62	1.280	360	15.88	0.625	31.75	1.250	13.06	0.514	9.02	0.355	10.41	0.410	9.50	N	P	BB
LTL038G 08 LTR038G 08			144.62	1.280	360	25.40	1.000	50.80	2.000	21.87	0.861	15.88	0.625	6.27	0.247	5.50	X	Z	BL
LTML100J 06 LTMR100J 06	1.00	0.039	136.12	1.205	93	17.50	0.689	35.00	1.378	7.00	0.276	4.00	0.157	7.01	0.276	6.50	L	M	SPECIAL
LTML100J 08 LTMR100J 08			136.12	1.205	36	17.50	0.689	35.00	1.378	7.00	0.276	4.00	0.157	3.00	0.118	2.50	L	M	SPECIAL
LTML100N 06 LTMR100N 06			136.12	1.205	124	17.50	0.689	35.00	1.378	9.00	0.354	6.00	0.236	7.01	0.276	6.50	M	N	SPECIAL
LTML100N 08 LTMR100N 08			136.12	1.205	48	17.50	0.689	35.00	1.378	9.00	0.354	6.00	0.236	3.00	0.118	2.50	M	N	SPECIAL
LTML100T 06 LTMR100T 06			136.12	1.205	201	17.50	0.689	35.00	1.378	14.00	0.551	10.00	0.394	7.01	0.276	6.50	P	R	SPECIAL
LTML100T 08 LTMR100T 08			136.12	1.205	77	17.50	0.689	35.00	1.378	14.00	0.551	10.00	0.394	3.00	0.118	2.50	N	P	SPECIAL

* Wires 0.64mm (0.025") and less are Instrument Torsion, and finish may be based on Pre-coated Tin wire, or Pre-coated Zinc wire, at Lee Spring's discretion.



TORSION SPRINGS

● Left Hand or Right Helix

● Music Wire (Plated*) or Stainless Steel (Passivated)

LEE STOCK NUMBER	NOMINAL WIRE DIAMETER		(T) MAXIMUM TORQUE (see footnotes)		DEFLECTION TO MAX. TORQUE DEG (°)	(R) RADIUS		(A) LENGTH OF LEG		OUTSIDE DIAMETER		SUGGESTED MANDREL SIZE		(L) BODY LENGTH APPROX.		TOTAL NO. OF COILS	PRICE LIST				
	MM	IN	N-MM	IN-LB		MM	IN	MM	IN	MM	IN	MM	IN	MM	IN		Music wire	302 Stainless	316 Stainless		
																	M	S	S316		
LTL040H 06 LTR040H 06	1.02	0.040	169.48	1.500	360	25.40	1.000	50.80	2.000	12.90	0.508	8.71	0.343	11.94	0.470	10.50	N	P	BB		
LTL040H 08 LTR040H 08			169.48	1.500													360	25.40	1.000	50.80	2.000
LTL045H 06 LTR045H 06	1.14	0.045	242.92	2.150	360	25.40	1.000	50.80	2.000	13.94	0.549	9.53	0.375	13.46	0.530	10.50	N	P	BB		
LTL045H 08 LTR045H 08			242.92	2.150													360	25.40	1.000	50.80	2.000
LTL048J 06 LTR048J 06	1.22	0.048	310.71	2.750	360	25.40	1.000	50.80	2.000	15.11	0.595	10.31	0.406	14.48	0.570	10.50	Q	R	BD		
LTL048J 08 LTR048J 08			310.71	2.750													360	25.40	1.000	50.80	2.000
LTML125M 06 LTMR125M 06	1.25	0.049	255.09	2.258	87	20.00	0.787	40.00	1.575	8.50	0.335	5.00	0.197	8.74	0.344	6.50	M	N	SPECIAL		
LTML125M 08 LTMR125M 08			255.09	2.258	33	20.00	0.787	40.00	1.575	8.50	0.335	5.00	0.197	3.76	0.148	2.50	M	N	SPECIAL		
LTML125R 06 LTMR125R 06			255.09	2.258	123	20.00	0.787	40.00	1.575	11.50	0.453	8.00	0.315	8.74	0.344	6.50	M	N	SPECIAL		
LTML125R 08 LTMR125R 08			255.09	2.258	47	20.00	0.787	40.00	1.575	11.50	0.453	8.00	0.315	3.76	0.148	2.50	M	N	SPECIAL		
LTML125V 06 LTMR125V 06			255.09	2.258	182	20.00	0.787	40.00	1.575	16.50	0.650	12.00	0.472	8.74	0.344	6.50	S	T	SPECIAL		
LTML125V 08 LTMR125V 08			255.09	2.258	70	20.00	0.787	40.00	1.575	16.50	0.650	12.00	0.472	3.76	0.148	2.50	S	T	SPECIAL		
LTL051J 06 LTR051J 06			1.30	0.051	350.25	3.100	360	25.40	1.000	50.80	2.000	15.95	0.628	11.10	0.437	15.24	0.600	10.50	Q	R	BD
LTL051J 08 LTR051J 08					350.25	3.100													360	25.40	1.000
LTL054K 06 LTR054K 06	1.37	0.054	395.45	3.500	360	25.40	1.000	50.80	2.000	17.63	0.694	13.10	0.516	17.53	0.690	11.50	S	T	BG		
LTL054K 08 LTR054K 08			395.45	3.500													360	25.40	1.000	50.80	2.000
LTL059K 06 LTR059K 06	1.50	0.059	508.43	4.500	360	25.40	1.000	50.80	2.000	18.01	0.709	12.45	0.490	19.05	0.750	11.50	T	V	BJ		
LTL059K 08 LTR059K 08			508.43	4.500													360	25.40	1.000	50.80	2.000
LTML150P 06 LTMR150P 06			425.51	3.767	82	22.50	0.886	45.00	1.772	10.00	0.394	6.00	0.236	10.49	0.413	6.50	M	N	SPECIAL		
LTML150P 08 LTMR150P 08			425.51	3.767	31	22.50	0.886	45.00	1.772	10.00	0.394	6.00	0.236	4.50	0.177	2.50	M	N	SPECIAL		
LTML150U 06 LTMR150U 06			425.51	3.767	130	22.50	0.886	45.00	1.772	15.00	0.591	10.00	0.394	10.49	0.413	6.50	R	S	SPECIAL		
LTML150U 08 LTMR150U 08			425.51	3.767	50	22.50	0.886	45.00	1.772	15.00	0.591	10.00	0.394	4.50	0.177	2.50	Q	R	SPECIAL		
LTML150X 06 LTMR150X 06			425.51	3.767	178	22.50	0.886	45.00	1.772	20.00	0.787	15.00	0.591	10.49	0.413	6.50	V	X	SPECIAL		
LTML150X 08 LTMR150X 08			425.51	3.767	68	22.50	0.886	45.00	1.772	20.00	0.787	15.00	0.591	4.50	0.177	2.50	U	W	SPECIAL		
LTL063L 08 LTR063L 08	1.52	0.060	621.42	5.500	360	25.40	1.000	50.80	2.000	21.08	0.830	15.47	0.609	14.48	0.570	8.50	W	Y	BL		
LTL063L 06 LTR063L 06	1.60	0.063	621.42	5.500	360	25.40	1.000	50.80	2.000	20.27	0.798	14.68	0.578	20.02	0.788	11.50	V	X	BK		
LTL070M 06 LTR070M 06	1.78	0.070	847.39	7.500	360	25.40	1.000	50.80	2.000	21.41	0.843	15.06	0.593	22.61	0.890	11.50	X	Z	SPECIAL		
LTL070M 08 LTR070M 08			847.39	7.500													360	38.10	1.500	76.20	3.000
LTL075M 06 LTR075M 06	1.91	0.075	1039.80	9.203	360	25.40	1.000	50.80	2.000	25.02	0.985	16.76	0.660	22.35	0.880	10.50	Z	BB	SPECIAL		
LTL075M 08 LTR075M 08			1039.80	9.203													360	44.45	1.750	88.90	3.500

* Wires 0.64mm (0.025") and less are Instrument Torsion, and finish may be based on Pre-coated Tin wire, or Pre-coated Zinc wire, at Lee Spring's discretion.

Torque shown relates only to music wire. When using stainless steel, multiply by 0.933. For stainless steel see note 6 on page 196.

TORSION SPRINGS

360°

● Left Hand or Right Helix

● Music Wire (Plated*) or Stainless Steel (Passivated)


LEE STOCK NUMBER	NOMINAL WIRE DIAMETER		(T) MAXIMUM TORQUE (see footnotes)		DEFLECTION TO MAX. TORQUE	(R) RADIUS		(A) LENGTH OF LEG		OUTSIDE DIAMETER		SUGGESTED MANDREL SIZE		(L) BODY LENGTH APPROX.		TOTAL NO. OF COILS	PRICE LIST				
																	Music wire	302 Stainless	316 Stainless		
	MM	IN	N-MM	IN-LB	DEG (°)	MM	IN	MM	IN	MM	IN	MM	IN	MM	IN	M	S	S316			
LTL078N 06 LTR078N 06	1.98	0.078	1180.69	10.450	360	25.40	1.000	50.80	2.000	25.78	1.015	19.05	0.750	22.78	0.897	10.50	BB	BD	SPECIAL		
LTL078N 08 LTR078N 08			1180.69	10.450	360	44.45	1.750	88.90	3.500	35.31	1.390	26.59	1.047	16.84	0.663	7.50	BC	BE	SPECIAL		
LTML200S 06 LTMR200S 06	2.00	0.079	978.56	8.663	77	30.00	1.181	60.00	2.362	13.00	0.512	8.00	0.315	14.00	0.551	6.50	P	Q	SPECIAL		
LTML200S 08 LTMR200S 08			978.56	8.663	30	30.00	1.181	60.00	2.362	13.00	0.512	8.00	0.315	5.99	0.236	2.50	N	P	SPECIAL		
LTML200W 06 LTMR200W 06			978.56	8.663	112	30.00	1.181	60.00	2.362	18.00	0.709	12.00	0.472	14.00	0.551	6.50	V	X	SPECIAL		
LTML200W 08 LTMR200W 08			978.56	8.663	43	30.00	1.181	60.00	2.362	18.00	0.709	12.00	0.472	5.99	0.236	2.50	U	W	SPECIAL		
LTML200Y 06 LTMR200Y 06			978.56	8.663	175	30.00	1.181	60.00	2.362	27.00	1.063	20.00	0.787	14.00	0.551	6.50	Y	BA	SPECIAL		
LTML200Y 08 LTMR200Y 08			978.56	8.663	67	30.00	1.181	60.00	2.362	27.00	1.063	20.00	0.787	5.99	0.236	2.50	X	X	SPECIAL		
LTL085N 06 LTR085N 06			2.16	0.085	1453.10	12.861	360	31.75	1.250	63.50	2.500	27.08	1.066	19.84	0.781	27.00	1.063	11.50	BD	BF	SPECIAL
LTL085N 08 LTR085N 08					1452.98	12.860	360	50.80	2.000	101.60	4.000	35.86	1.412	27.38	1.078	20.52	0.808	8.50	BE	BF	SPECIAL
LTL095P 06 LTR095P 06	2.41	0.095	1937.46	17.148	360	38.10	1.500	76.20	3.000	31.57	1.243	22.23	0.875	30.18	1.188	11.50	BF	BH	SPECIAL		
LTL095P 08 LTR095P 08			1936.56	17.140	360	50.80	2.000	101.60	4.000	41.86	1.648	31.75	1.250	22.91	0.902	8.50	BG	BJ	SPECIAL		
LTL105Q 06 LTR105Q 06	2.67	0.105	2372.68	21.000	360	44.45	1.750	88.90	3.500	34.77	1.369	23.01	0.906	36.00	1.418	12.50	BF	BH	SPECIAL		
LTL105Q 08 LTR105Q 08			2372.68	21.000	360	50.80	2.000	101.60	4.000	45.64	1.797	34.93	1.375	27.99	1.102	9.50	BG	BJ	SPECIAL		
LTL115R 06 LTR115R 06	2.92	0.115	3163.58	28.000	360	50.80	2.000	101.60	4.000	37.21	1.465	24.61	0.969	39.43	1.553	12.50	BG	BJ	SPECIAL		
LTL115R 08 LTR115R 08			3163.58	28.000	360	50.80	2.000	101.60	4.000	49.30	1.941	37.69	1.484	30.68	1.208	9.50	BH	BK	SPECIAL		
LTL125S 06 LTR125S 06	3.18	0.125	3615.51	32.000	360	50.80	2.000	101.60	4.000	40.77	1.605	27.53	1.084	49.21	1.938	14.50	BH	BK	SPECIAL		
LTL125S 08 LTR125S 08			3615.51	32.000	360	50.80	2.000	101.60	4.000	49.99	1.968	38.51	1.516	39.67	1.562	11.50	BJ	BL	SPECIAL		
LTL135T 06 LTR135T 06	3.43	0.135	4519.39	40.000	360	50.80	2.000	101.60	4.000	44.58	1.755	30.18	1.188	53.15	2.093	14.50	BK	BM	SPECIAL		
LTL135T 08 LTR135T 08			4519.39	40.000	360	53.98	2.125	107.95	4.250	54.38	2.141	42.06	1.656	42.88	1.688	11.50	BL	BP	SPECIAL		

* Wires 0.64mm (0.025") and less are Instrument Torsion, and finish may be based on Pre-coated Tin wire, or Pre-coated Zinc wire, at Lee Spring's discretion.

CUSTOM SPRING DESIGN & MANUFACTURE



Conical Springs



Swivel Hook Springs



Drawbar Springs

Springs can be designed to an almost unlimited variety of configurations and over the years Lee Spring has manufactured literally tens of thousands of 'custom' designed springs.

Custom designs are usually considered when either the performance characteristics required (e.g. environmental conditions, product life cycle, and load capabilities) or physical size and configuration requirements exceed the scope of what is available from Lee Spring's comprehensive stock range.

On page 253 you will find a Glossary which will help explain the terminology used when specifying custom springs as well as specification forms (from page 241) for several types of common springs. We have included brief guidelines to further assist selection.

Lee Spring also has the capability to produce many other types of springs, washers, wire forms and stampings as well as assemblies of these products. Please contact us to discuss your particular application.

CONSTANT FORCE SPRINGS

Guide to using tables

Width
is the width of material used to make a spring.

Lee Stock Number
ordering reference.

Life Cycles
is the number of times a spring can be loaded and unloaded between two points without permanently changing its properties.

Thickness
is the thickness of material used to make a spring.

Length
is the length of a spring fully unwound.

Inside Diameter
is the natural inside diameter of a spring before assembling with a drum.

Price Group
reference to price list.

Load
is the force applied to a spring that causes a deflection.

Drum Diameter
is the outside diameter of a drum/shaft over which a spring fits firmly.

Working Deflection
is the deflection to which a spring can be safely subjected to without permanently changing its properties.

Initial Deflection
is the minimum deflection of a spring needed to attain the specified load.

CONSTANT FORCE SPRINGS

● **Stainless Steel 301**

LEE STOCK NUMBER	LIFE CYCLES	THICKNESS (T)		WIDTH		LENGTH		INITIAL DEFLECTION (I _f)		WORKING DEFLECTION (W _f)		INSIDE DIAMETER (ID)		DRUM DIAMETER (DD)		LOAD (P)		PRICE GROUP
		MM	IN	MM	IN	MM	IN	MM	IN	MM	IN	MM	IN	MM	IN	N	LB	
LCF 025 04 02SS	2500	0.10	0.004	6.35	0.250	355.6	14	13.2	0.520	304.8	12	8.64	0.297	8.86	0.349	2.94	0.66	Y
		0.13	0.005	7.92	0.312	381.0	15	16.5	0.650	330.3	12	9.91	0.359	11.07	0.436	3.65	1.03	Y
		0.15	0.006	9.53	0.375	533.4	21	19.8	0.780	457.2	18	11.13	0.438	13.28	0.523	6.52	1.48	Y
		0.20	0.008	12.70	0.500	533.4	21	19.8	0.780	457.2	18	11.13	0.438	13.28	0.523	6.52	1.48	Z
		0.25	0.010	15.88	0.625	736.6	29	33.3	1.310	609.6	24	18.64	0.734	22.17	0.873	18.33	4.12	BG
LCF 025 12 07SS	4000	0.10	0.004	6.35	0.250	914.4	36	39.6	1.560	762.0	30	22.23	0.875	26.57	1.050	26.42	5.94	BA
		0.13	0.005	7.92	0.312	914.4	36	39.6	1.560	762.0	30	22.23	0.875	26.57	1.050	26.42	5.94	Z
		0.15	0.006	9.53	0.375	1016.0	40	57.9	2.280	762.0	30	30.48	1.200	38.61	1.520	47.15	10.60	BW
		0.20	0.008	12.70	0.500	1016.0	40	57.9	2.280	762.0	30	30.48	1.200	38.61	1.520	47.15	10.60	BD
		0.25	0.010	15.88	0.625	1193.8	47	66.0	2.600	914.4	36	37.31	1.469	44.45	1.767	73.40	16.50	CD
LCF 040 04 02SS	13000	0.10	0.004	6.35	0.250	381.0	15	15.5	0.610	304.8	12	8.64	0.360	10.16	0.400	2.22	0.50	Z
		0.13	0.005	7.92	0.312	431.8	17	19.1	0.750	304.8	12	9.40	0.331	12.70	0.500	2.58	1.03	Z
		0.15	0.006	9.53	0.375	609.6	24	23.9	0.940	457.2	18	11.43	0.450	15.75	0.620	3.66	1.48	Z
		0.20	0.008	12.70	0.500	762.0	30	31.5	1.240	609.6	24	14.99	0.590	20.51	0.820	11.70	2.63	BC
		0.25	0.010	15.88	0.625	838.2	33	37.8	1.450	609.6	24	18.54	0.730	26.15	0.950	18.33	4.12	BG
LCF 040 12 07SS	25000	0.10	0.004	6.35	0.250	914.4	36	45.5	1.790	762.0	30	22.35	0.880	30.23	0.900	26.42	5.94	BG
		0.13	0.005	7.92	0.312	914.4	36	45.5	1.790	762.0	30	22.35	0.880	30.48	1.250	35.23	7.92	BH
		0.15	0.006	9.53	0.375	1016.0	40	57.9	2.280	762.0	30	30.48	1.200	38.61	1.520	47.15	10.60	BR
		0.20	0.008	12.70	0.500	1016.0	40	57.9	2.280	762.0	30	30.48	1.200	38.61	1.520	47.15	10.60	BY
		0.25	0.010	15.88	0.625	1250.0	50	71.9	2.830	914.4	36	37.34	1.470	48.01	1.890	40.10	16.50	BY

ADDITIONAL INFORMATION

Manufactured from high yield 301 stainless steel strip our constant force springs exert a near constant restraining force to resist uncoiling. This natural inbuilt stress resists load at an even rate and so makes the springs suitable for use in retractor mechanisms. Common applications include counterbalance springs, car seat belt and cable retractors.

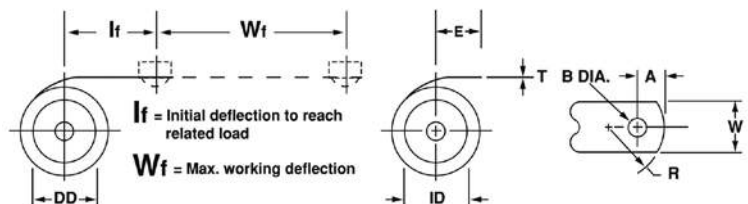
Four life cycle ranges are offered: 2,500, 4,000, 13,000 and 25,000 covering loads from 1.02 to 73.42N (0.23 to 16.50lb).

Mounting

Constant force springs are generally tightly coiled on a drum with either the free end or the drum attached to the load. This relationship can also be reversed.

Important points to note:

- 1 The drum diameter should be 10 to 20% larger than the inside diameter of the spring.
- 2 A minimum of one and one-half coils should remain on the drum at maximum extension.
- 3 The strip from which these springs are manufactured becomes unstable at long extensions and so should be guided to prevent twisting or kinking on recoil.
- 4 Idler pulleys must be larger in diameter than the natural diameter and should never be used to cause back-bending against the natural radius of curvature.



CONSTANT FORCE SPRINGS



● Stainless Steel 301

LEE STOCK NUMBER	LIFE CYCLES	THICKNESS (T)		WIDTH (W)		LENGTH		INITIAL DEFLECTION (If)		WORKING DEFLECTION (Wf)		INSIDE DIAMETER (ID)		DRUM DIAMETER (DD)		LOAD (P) +/- 20%		PRICE GROUP
		MM	IN	MM	IN	MM	IN	MM	IN	MM	IN	MM	IN	MM	IN	N	LB	
LCF 025 04 025S	2500	0.10	0.004	6.35	0.250	355.6	14	13.2	0.520	304.8	12	7.54	0.297	8.86	0.349	2.94	0.66	Y
LCF 025 05 031S		0.13	0.005	7.92	0.312	381.0	15	16.5	0.650	304.8	12	9.12	0.359	11.07	0.436	4.58	1.03	Y
LCF 025 06 038S		0.15	0.006	9.53	0.375	533.4	21	19.8	0.780	457.2	18	11.13	0.438	13.28	0.523	6.58	1.48	Y
LCF 025 06 050S		0.15	0.006	12.70	0.500	533.4	21	19.8	0.780	457.2	18	11.13	0.438	13.28	0.523	8.76	1.97	Z
LCF 025 08 050S		0.20	0.008	12.70	0.500	711.2	28	26.9	1.060	609.6	24	14.68	0.578	17.70	0.697	11.70	2.63	BC
LCF 025 10 063S		0.25	0.010	15.88	0.625	736.6	29	33.3	1.310	609.6	24	18.64	0.734	22.17	0.873	18.33	4.12	BG
LCF 025 12 075S		0.30	0.012	19.05	0.750	914.4	36	39.6	1.560	762.0	30	22.23	0.875	26.67	1.050	26.42	5.94	BG
LCF 025 12 100S		0.30	0.012	25.40	1.000	914.4	36	39.6	1.560	762.0	30	22.23	0.875	26.67	1.050	35.23	7.92	BH
LCF 025 16 100S		0.41	0.016	25.40	1.000	965.2	38	53.3	2.100	762.0	30	29.36	1.156	35.56	1.400	47.15	10.60	BW
LCF 025 20 125S	0.51	0.020	31.75	1.250	1193.8	47	66.0	2.600	914.4	36	37.31	1.469	44.45	1.750	73.40	16.50	CD	
LCF 040 04 025S	4000	0.10	0.004	6.35	0.250	381.0	15	15.5	0.610	304.8	12	8.64	0.340	10.16	0.400	2.22	0.50	Z
LCF 040 05 031S		0.13	0.005	7.92	0.312	431.8	17	19.1	0.750	304.8	12	9.40	0.370	12.70	0.500	4.58	1.03	Z
LCF 040 06 038S		0.15	0.006	9.53	0.375	609.6	24	23.9	0.940	457.2	18	11.43	0.450	15.75	0.620	6.58	1.48	Z
LCF 040 06 050S		0.15	0.006	12.70	0.500	635.0	25	24.6	0.970	457.2	18	11.43	0.450	16.51	0.650	8.76	1.97	BA
LCF 040 08 050S		0.20	0.008	12.70	0.500	762.0	30	31.5	1.240	609.6	24	14.99	0.590	20.83	0.820	11.70	2.63	BC
LCF 040 10 063S		0.25	0.010	15.88	0.625	838.2	33	37.8	1.490	609.6	24	18.54	0.730	25.15	0.990	18.33	4.12	BG
LCF 040 12 075S		0.30	0.012	19.05	0.750	990.6	39	45.5	1.790	762.0	30	22.35	0.880	30.23	1.190	26.42	5.94	BG
LCF 040 12 100S		0.30	0.012	25.40	1.000	990.6	39	45.7	1.800	762.0	30	22.35	0.880	30.48	1.200	35.23	7.92	BJ
LCF 040 16 100S		0.41	0.016	25.40	1.000	1016.0	40	57.9	2.280	762.0	30	30.48	1.200	38.61	1.520	47.15	10.60	BR
LCF 040 20 125S	0.51	0.020	31.75	1.250	1270.0	50	71.9	2.830	914.4	36	37.34	1.470	48.01	1.890	73.40	16.50	BY	
LCF 130 04 025S	13000	0.10	0.004	6.35	0.250	381.0	15	20.3	0.800	304.8	12	11.13	0.438	13.54	0.533	1.42	0.32	Z
LCF 130 05 031S		0.13	0.005	7.92	0.312	406.4	16	25.4	1.000	304.8	12	14.30	0.563	16.89	0.665	2.18	0.49	Z
LCF 130 06 038S		0.15	0.006	9.53	0.375	584.2	23	30.5	1.200	457.2	18	17.07	0.672	20.27	0.798	3.16	0.71	BA
LCF 130 06 050S		0.15	0.006	12.70	0.500	584.2	23	30.5	1.200	457.2	18	17.07	0.672	20.27	0.798	4.23	0.95	BA
LCF 130 08 050S		0.20	0.008	12.70	0.500	762.0	30	40.4	1.590	609.6	24	22.23	0.875	26.92	1.060	5.60	1.26	BG
LCF 130 10 063S		0.25	0.010	15.88	0.625	812.8	32	50.8	2.000	609.6	24	28.17	1.109	33.78	1.330	8.81	1.98	BM
LCF 130 12 075S		0.30	0.012	19.05	0.750	1016.0	40	60.5	2.380	762.0	30	34.14	1.344	40.39	1.590	12.63	2.84	BQ
LCF 130 12 100S		0.30	0.012	25.40	1.000	1016.0	40	60.5	2.380	762.0	30	34.14	1.344	40.39	1.590	16.86	3.79	BQ
LCF 130 15 100S		0.38	0.015	25.40	1.000	1066.8	42	75.7	2.980	762.0	30	42.47	1.672	50.55	1.990	21.08	4.74	BW
LCF 130 20 125S	0.51	0.020	31.75	1.250	1320.8	52	100.8	3.970	914.4	36	56.36	2.219	67.31	2.650	42.17	9.48	CE	
LCF 250 04 025S	25000	0.10	0.004	6.35	0.250	558.8	22	22.4	0.880	457.2	18	13.46	0.530	14.99	0.590	1.02	0.23	Z
LCF 250 05 038S		0.13	0.005	9.53	0.375	736.6	29	27.7	1.090	609.6	24	16.51	0.650	18.54	0.730	1.91	0.43	BA
LCF 250 06 038S		0.15	0.006	9.53	0.375	762.0	30	33.0	1.300	609.6	24	19.56	0.770	21.84	0.860	2.31	0.52	BA
LCF 250 06 050S		0.15	0.006	12.70	0.500	762.0	30	34.5	1.360	609.6	24	20.32	0.800	22.86	0.900	3.11	0.70	BB
LCF 250 08 050S		0.20	0.008	12.70	0.500	965.2	38	45.7	1.800	762.0	30	27.18	1.070	30.48	1.200	4.14	0.93	BG
LCF 250 10 063S		0.25	0.010	15.88	0.625	1016.0	40	57.9	2.280	762.0	30	34.54	1.360	38.61	1.520	6.49	1.46	BG
LCF 250 12 075S		0.30	0.012	19.05	0.750	1219.2	48	68.3	2.690	914.4	36	40.64	1.600	45.47	1.790	9.30	2.09	BM
LCF 250 12 100S		0.30	0.012	25.40	1.000	1219.2	48	68.3	2.690	914.4	36	40.64	1.600	45.47	1.790	12.46	2.80	BQ
LCF 250 15 100S		0.38	0.015	25.40	1.000	1422.4	56	83.8	3.300	1066.8	42	49.78	1.960	55.88	2.200	15.57	3.50	BW
LCF 250 20 125S	0.51	0.020	31.75	1.250	1524.0	60	108.0	4.250	1066.8	42	64.26	2.530	71.88	2.830	25.93	5.83	CE	

BATTERY SPRINGS

Guide to using tables

BATTERY SPRINGS

Interior Mount Battery Springs

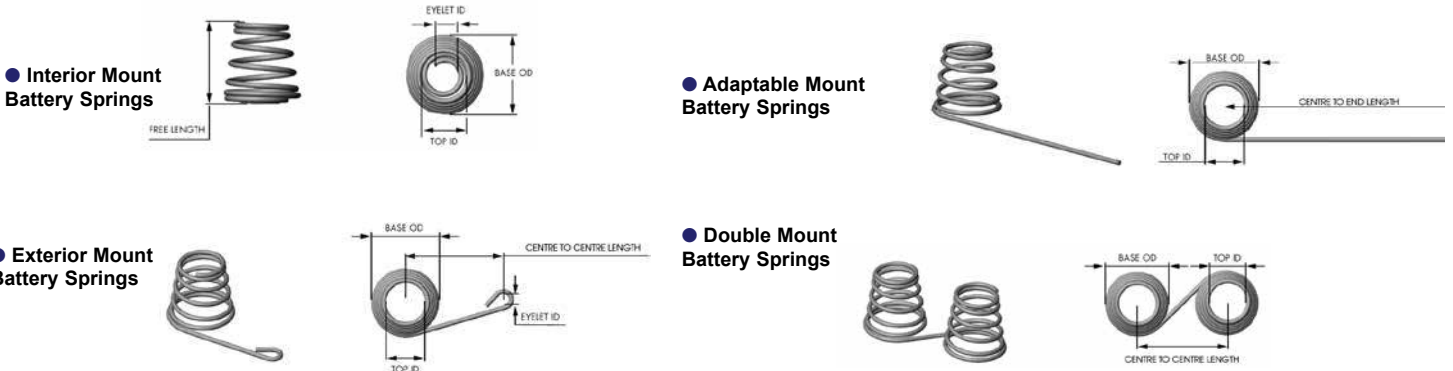
LEE STOCK NUMBER	BATTERY SIZE	WIRE DIAMETER		OD BASE		ID TOP		FREE LENGTH		ID EYELET		APPROX LOAD		INSTALLED HEIGHT		CENTRE TO CENTRE LENGTH		PRICE GROUP
		MM	IN	MM	IN	MM	IN	MM	IN	MM	IN	N	LB	MM	IN	MM	IN	
MUSIC WIRE - NICKEL COATED																		
LB 024A 01 AA	AA	0.61	0.024	9.91	0.390	5.59	0.220	11.18	0.440	2.79	0.110	7.78	1.75	3.61	0.142	NA	NA	P
LB 024A 01 AAA	AAA	0.61	0.024	9.14	0.360	4.06	0.160	9.02	0.355	2.79	0.110	6.67	1.50	4.95	0.195	NA	NA	P
LB 032A 01 C	C	0.81	0.032	13.72	0.540	8.38	0.330	13.21	0.520	4.45	0.175	4.45	1.00	8.64	0.340	NA	NA	P
LB 038A 01 D	D	0.91	0.036	16.76	0.660	9.14	0.360	18.29	0.720	4.45	0.175	13.34	3.00	4.45	0.175	NA	NA	X
BERYLLIUM COPPER - SILVER COATED																		
LBC 028A 01 AA	AA	0.71	0.028	9.91	0.390	5.59	0.220	11.18	0.440	2.79	0.110	7.78	1.75	3.61	0.142	NA	NA	S
LBC 028A 01 AAA	AAA	0.71	0.028	9.14	0.360	4.06	0.160	9.02	0.355	2.79	0.110	6.67	1.50	4.95	0.195	NA	NA	S
LBC 032A 01 C	C	0.97	0.038	13.72	0.540	8.38	0.330	13.21	0.520	4.45	0.175	4.45	1.00	8.64	0.340	NA	NA	U
LBC 038A 01 D	D	1.02	0.040	16.76	0.660	9.14	0.360	18.29	0.720	4.45	0.175	13.34	3.00	4.45	0.175	NA	NA	X

Exterior Mount Battery Springs

LEE STOCK NUMBER	BATTERY SIZE	WIRE DIAMETER		OD BASE		ID TOP		FREE LENGTH		ID EYELET		APPROX LOAD		INSTALLED HEIGHT		CENTRE TO CENTRE LENGTH		PRICE GROUP
		MM	IN	MM	IN	MM	IN	MM	IN	MM	IN	N	LB	MM	IN	MM	IN	
MUSIC WIRE - NICKEL COATED																		
LB 024B 01 AA	AA	0.61	0.024	9.91	0.390	5.59	0.220	11.18	0.440	2.79	0.110	7.78	1.75	3.61	0.142	13.84	0.545	P
LB 024B 01 AAA	AAA	0.61	0.024	9.14	0.360	4.06	0.160	9.02	0.355	2.79	0.110	6.67	1.50	4.95	0.195	12.14	0.478	P
LB 032B 01 C	C	0.81	0.032	13.72	0.540	8.38	0.330	13.21	0.520	4.45	0.175	4.45	1.00	8.64	0.340	24.99	0.984	P
LB 038B 01 D	D	0.91	0.036	16.76	0.660	9.14	0.360	18.29	0.720	4.45	0.175	13.34	3.00	4.45	0.175	12.18	0.478	P

ADDITIONAL INFORMATION

- Four mounting configurations are offered – interior, exterior, adjustable and double - all of which have been developed to work with the four most popular battery sizes: AA, AAA, C and D. Custom designs are also possible.
- Battery springs are produced in nickel coated music wire for several reasons. Most alkaline batteries use nickel plated containers and so nickel coatings on contact surfaces are generally preferred. The use of similar materials also removes the possibility of galvanic corrosion and enhances resistance to wear. Additionally, nickel helps to break down the oxide that can form on battery contact surfaces, it offers excellent corrosion resistance and is an excellent conductor of electricity.
- We can now offer our battery springs in silver coated beryllium copper. Beryllium copper is among the hardest, strongest, and most wear-resistant of copper alloys. Silver coating further enhances electrical and thermal conductivity. Electric conductivity is 65 to 70% that of copper while strength and fatigue resistance are comparable with higher beryllium alloys. The light silver-plating also facilitates easy soldering. Beryllium copper is corrosion resistance in many environments, and is both non-magnetic and non-sparking.



BATTERY SPRINGS

● Interior Mount Battery Springs

LEE STOCK NUMBER	BATTERY SIZE	WIRE DIAMETER		OD BASE		ID TOP		FREE LENGTH		ID EYELET		APPROX LOAD		INSTALLED HEIGHT		CENTRE TO CENTRE LENGTH		PRICE GROUP
		MM	IN	MM	IN	MM	IN	MM	IN	MM	IN	N	LB	MM	IN	MM	IN	
MUSIC WIRE – NICKEL COATED																		
LB 024A 01 AA	AA	0.61	0.024	9.91	0.390	5.59	0.220	11.18	0.440	2.79	0.110	7.78	1.75	3.61	0.142	N/A	N/A	P
LB 024A 01 AAA	AAA	0.61	0.024	9.14	0.360	4.06	0.160	9.02	0.355	2.79	0.110	6.67	1.50	4.95	0.195	N/A	N/A	P
LB 032A 01 C	C	0.81	0.032	13.72	0.540	8.38	0.330	13.21	0.520	4.45	0.175	4.45	1.00	8.64	0.340	N/A	N/A	P
LB 036A 01 D	D	0.91	0.036	16.76	0.660	9.14	0.360	18.29	0.720	4.45	0.175	13.34	3.00	4.45	0.175	N/A	N/A	P
BERYLLIUM COPPER – SILVER COATED																		
LBC 028A 01 AA	AA	0.71	0.028	9.91	0.390	5.59	0.220	11.18	0.440	2.79	0.110	7.78	1.75	3.61	0.142	N/A	N/A	S
LBC 028A 01 AAA	AAA	0.71	0.028	9.14	0.360	4.06	0.160	9.02	0.355	2.79	0.110	6.67	1.50	4.95	0.195	N/A	N/A	S
LBC 038A 01 C	C	0.97	0.038	13.72	0.540	8.38	0.330	13.21	0.520	4.45	0.175	4.45	1.00	8.64	0.340	N/A	N/A	U
LBC 040A 01 D	D	1.02	0.040	16.76	0.660	9.14	0.360	18.29	0.720	4.45	0.175	13.34	3.00	4.45	0.175	N/A	N/A	X

● Exterior Mount Battery Springs

LEE STOCK NUMBER	BATTERY SIZE	WIRE DIAMETER		OD BASE		ID TOP		FREE LENGTH		ID EYELET		APPROX LOAD		INSTALLED HEIGHT		CENTRE TO CENTRE LENGTH		PRICE GROUP
		MM	IN	MM	IN	MM	IN	MM	IN	MM	IN	N	LB	MM	IN	MM	IN	
MUSIC WIRE – NICKEL COATED																		
LB 024B 01 AA	AA	0.61	0.024	9.91	0.390	5.59	0.220	11.18	0.440	2.79	0.110	7.78	1.75	3.61	0.142	13.84	0.545	P
LB 024B 01 AAA	AAA	0.61	0.024	9.14	0.360	4.06	0.160	9.02	0.355	2.79	0.110	6.67	1.50	4.95	0.195	12.14	0.478	P
LB 032B 01 C	C	0.81	0.032	13.72	0.540	8.38	0.330	13.21	0.520	4.45	0.175	4.45	1.00	8.64	0.340	24.99	0.984	P
LB 036B 01 D	D	0.91	0.036	16.76	0.660	9.14	0.360	18.29	0.720	4.45	0.175	13.34	3.00	4.45	0.175	30.94	1.218	P
BERYLLIUM COPPER – SILVER COATED																		
LBC 028B 01 AA	AA	0.71	0.028	9.91	0.390	5.59	0.220	11.18	0.440	2.79	0.110	7.78	1.75	3.61	0.142	13.84	0.545	S
LBC 028B 01 AAA	AAA	0.71	0.028	9.14	0.360	4.06	0.160	9.02	0.355	2.79	0.110	6.67	1.50	4.95	0.195	12.14	0.478	S
LBC 038B 01 C	C	0.97	0.038	13.72	0.540	8.38	0.330	13.21	0.520	4.45	0.175	4.45	1.00	8.64	0.340	24.99	0.984	U
LBC 040B 01 D	D	1.02	0.040	16.76	0.660	9.14	0.360	18.29	0.720	4.45	0.175	13.34	3.00	4.45	0.175	30.94	1.218	X

● Adaptable Mount Battery Springs

LEE STOCK NUMBER	BATTERY SIZE	WIRE DIAMETER		OD BASE		ID TOP		FREE LENGTH		ID EYELET		APPROX LOAD		INSTALLED HEIGHT		CENTRE TO END LENGTH		PRICE GROUP
		MM	IN	MM	IN	MM	IN	MM	IN	MM	IN	N	LB	MM	IN	MM	IN	
MUSIC WIRE – NICKEL COATED																		
LB 024C 01 AA	AA	0.61	0.024	9.91	0.390	5.59	0.220	11.18	0.440	N/A	N/A	7.78	1.75	3.61	0.142	76.20	3.000	N
LB 024C 01 AAA	AAA	0.61	0.024	9.14	0.360	4.06	0.160	9.02	0.355	N/A	N/A	6.67	1.50	4.95	0.195	76.20	3.000	N
LB 032C 01 C	C	0.81	0.032	13.72	0.540	8.38	0.330	13.21	0.520	N/A	N/A	4.45	1.00	8.64	0.340	76.20	3.000	N
LB 036C 01 D	D	0.91	0.036	16.76	0.660	9.14	0.360	18.29	0.720	N/A	N/A	13.34	3.00	4.45	0.175	76.20	3.000	N
BERYLLIUM COPPER – SILVER COATED																		
LBC 028C 01 AA	AA	0.71	0.028	9.91	0.390	5.59	0.220	11.18	0.440	N/A	N/A	7.78	1.75	3.61	0.142	76.20	3.000	R
LBC 028C 01 AAA	AAA	0.71	0.028	9.14	0.360	4.06	0.160	9.02	0.355	N/A	N/A	6.67	1.50	4.95	0.195	76.20	3.000	R
LBC 038C 01 C	C	0.97	0.038	13.72	0.540	8.38	0.330	13.21	0.520	N/A	N/A	4.45	1.00	8.64	0.340	76.20	3.000	U
LBC 040C 01 D	D	1.02	0.040	16.76	0.660	9.14	0.360	18.29	0.720	N/A	N/A	13.34	3.00	4.45	0.175	76.20	3.000	Z

● Double Mount Battery Springs

LEE STOCK NUMBER	BATTERY SIZE	WIRE DIAMETER		OD BASE		ID TOP		FREE LENGTH		ID EYELET		APPROX LOAD		INSTALLED HEIGHT		CENTRE TO CENTRE LENGTH		PRICE GROUP
		MM	IN	MM	IN	MM	IN	MM	IN	MM	IN	N	LB	MM	IN	MM	IN	
MUSIC WIRE – NICKEL COATED																		
LB 024D 01 AA	AA	0.61	0.024	9.91	0.390	5.59	0.220	11.18	0.440	N/A	N/A	7.78	1.75	3.61	0.142	15.75	0.620	T
LB 024D 01 AAA	AAA	0.61	0.024	9.14	0.360	4.06	0.160	9.02	0.355	N/A	N/A	6.67	1.50	4.95	0.195	11.84	0.466	T
LB 032D 01 C	C	0.81	0.032	13.72	0.540	8.38	0.330	13.21	0.520	N/A	N/A	4.45	1.00	8.64	0.340	27.18	1.070	T
LB 036D 01 D	D	0.91	0.036	16.76	0.660	9.14	0.360	18.29	0.720	N/A	N/A	13.34	3.00	4.45	0.175	34.04	1.340	T
BERYLLIUM COPPER – SILVER COATED																		
LBC 028D 01 AA	AA	0.71	0.028	9.91	0.390	5.59	0.220	11.18	0.440	N/A	N/A	7.78	1.75	3.61	0.142	15.75	0.620	V
LBC 028D 01 AAA	AAA	0.71	0.028	9.14	0.360	4.06	0.160	9.02	0.355	N/A	N/A	6.67	1.50	4.95	0.195	11.84	0.466	Y
LBC 038D 01 C	C	0.97	0.038	13.72	0.540	8.38	0.330	13.21	0.520	N/A	N/A	4.45	1.00	8.64	0.340	27.18	1.070	BB
LBC 040D 01 D	D	1.02	0.040	16.76	0.660	9.14	0.360	18.29	0.720	N/A	N/A	13.34	3.00	4.45	0.175	34.04	1.340	BE

CONTINUOUS LENGTH EXTENSION SPRINGS

Guide to using tables

Free Length
overall length of the spring.

Initial Tension
the force that keeps the coils of an extension spring closed and which must be overcome before the coils start to open.

Lee Stock Number
Please add suffix **M** for Music Wire or **S** for 302 Stainless Steel when ordering.

Number of Coils
coils in each unit length.

Price Group
reference to the price list.

Stiffness
factor used to calculate spring rate based on the final cut length.

Outside Diameter
arranged through the pages in ascending order of size.

Wire Diameter
in ascending order of size, within each group of outside diameters.

LEE STOCK NUMBER	OUTSIDE DIAMETER		WIRE DIAMETER		FREE LENGTH		INITIAL TENSION		APPROX NUMBER OF COILS PER		STIFFNESS	PRICE GROUP			
	MM	IN	MM	IN	MM	IN	N	LB	MM	IN		Music Wire	302 SS		
LEC 014A 12	3.18	0.25	0.36	0.014	304.80	12	0.53	0.12	2.8	71.4	42.1	BB	BB		
LEC 014A 24					609.60	24								BC	BC
LEC 014A 36					914.40	36									BD
LEC 016A 12	3.18	0.25	0.41	0.016	304.80	12	0.89	0.20	2.5	62.5	75.9	BB	BB		
LEC 016A 24					609.60	24								BC	BC
LEC 016A 36					914.40	36									BD
LEC 018A 12	3.18	0.25	0.46	0.018	304.80	12	1.33	0.30	2.2	55.5	128.5	BB	BB		
LEC 018A 24					609.60	24								BC	BC
LEC 018A 36					914.40	36									BD
LEC 020A 12	3.18	0.25	0.51	0.020	304.80	12	1.78	0.40	2.0	50.0	207.3	BB	BB		
LEC 020A 24					609.60	24								BC	BC
LEC 020A 36					914.40	36									BD
LEC 022A 12	3.18	0.25	0.56	0.022	304.80	12	2.00	0.45	1.8	45.4	321.6	BB	BB		
LEC 022A 24					609.60	24								BC	BC
LEC 022A 36					914.40	36									BD
LEC 018C 12	6.35	0.250	0.46	0.018	304.80	12	0.44	0.10	2.2	55.5	12.6	BC	BC		
LEC 018C 24					609.60	24								BD	BE
LEC 018C 36					914.40	36									BE
LEC 022C 12	6.35	0.250	0.56	0.022	304.80	12	0.89	0.20	1.8	45.4	29.6	BC	BC		
LEC 022C 24					609.60	24								BD	BE
LEC 022C 36					914.40	36									BE
LEC 026C 12	6.35	0.250	0.66	0.026	304.80	12	1.78	0.40	1.5	38.4	11.1	BC	BC		
LEC 026C 24					609.60	24								BD	BE
LEC 026C 36					914.40	36									BE

ADDITIONAL INFORMATION

- Continuous length extension springs are available in three lengths: 12, 24 & 36 inch.
- Continuous length extension springs are designed to be cut to the length required by the user.
- All continuous length springs are right hand wound.
- Material specification, finishes and tolerances are detailed on the specification page 251.
- Please note that the stiffness and initial tension listed in the following extension spring tables relate only to music wire. When choosing stainless steel multiply the factors by 0.833.
- To determine the spring rate (Newtons per mm of extension) at the final cut length use the following formula:

$$\text{Rate} = \frac{K}{N} \times 5.7099 \quad \text{where } K = \text{Stiffness}$$

$$N = \text{Number of coils per mm} \times \text{body length in mm}$$
- To determine load at an extended length multiply deflection by the spring rate and add initial tension.

VARIOUS LOOPS OR HOOKS CAN BE FORMED ON THE ENDS OF CONTINUOUS LENGTH EXTENSION SPRINGS.

Step 1



Fold Spring 180° at desired length and cut. Cut shorter than needed by one-half the coil body diameter.

Step 2



Across from cut end, bend last coil up at 45° angle. To form double loop, bend last two coils up 45°. Do not use heat!

Step 3

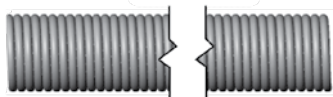


Twist cut end of loop into center of coil body. This may require pliers. You may have to twist past center to allow the loop to flex back.

Step 4



Cut end of newly formed loop to obtain any gap needed for mounting.

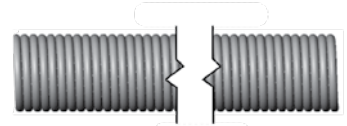


CONTINUOUS LENGTH EXTENSION SPRINGS

● Music Wire (Lightly Oiled) or Stainless Steel (Natural)


LEE STOCK NUMBER	OUTSIDE DIAMETER		WIRE DIAMETER		FREE LENGTH		INITIAL TENSION		APPROX NUMBER OF COILS PER		STIFFNESS	PRICE GROUP			
	MM	IN	MM	IN	MM	IN	N	LB	MM	IN	K	Music Wire	302 Stainless		
												M	S		
LEC 014A 12 LEC 014A 24 LEC 014A 36	3.18	0.125	0.36	0.014	304.80 609.60 914.40	12 24 36	0.53	0.12	2.8	71.4	42.1	BB BC BD	BB BC BF		
LEC 016A 12 LEC 016A 24 LEC 016A 36			0.41	0.016	304.80 609.60 914.40	12 24 36	0.89	0.20	2.5	62.5	75.9	BB BC BD	BB BC BF		
LEC 018A 12 LEC 018A 24 LEC 018A 36			0.46	0.018	304.80 609.60 914.40	12 24 36	1.33	0.30	2.2	55.5	128.5	BB BC BD	BB BC BF		
LEC 020A 12 LEC 020A 24 LEC 020A 36			0.51	0.020	304.80 609.60 914.40	12 24 36	1.78	0.40	2.0	50.0	207.3	BB BC BD	BB BC BF		
LEC 022A 12 LEC 022A 24 LEC 022A 36			0.56	0.022	304.80 609.60 914.40	12 24 36	2.00	0.45	1.8	45.4	321.6	BB BC BD	BB BC BF		
LEC 018C 12 LEC 018C 24 LEC 018C 36			6.35	0.250	0.46	0.018	304.80 609.60 914.40	12 24 36	0.44	0.10	2.2	55.5	12.6	BC BD BE	BC BE BJ
LEC 022C 12 LEC 022C 24 LEC 022C 36	0.56	0.022			304.80 609.60 914.40	12 24 36	0.89	0.20	1.8	45.4	29.6	BC BD BE	BC BE BJ		
LEC 026C 12 LEC 026C 24 LEC 026C 36	0.66	0.026			304.80 609.60 914.40	12 24 36	1.78	0.40	1.5	38.4	61.0	BC BD BE	BC BE BJ		
LEC 029C 12 LEC 029C 24 LEC 029C 36	0.74	0.029			304.80 609.60 914.40	12 24 36	2.45	0.55	1.4	34.4	98.3	BC BD BE	BC BE BJ		
LEC 031C 12 LEC 031C 24 LEC 031C 36	0.79	0.031			304.80 609.60 914.40	12 24 36	3.11	0.70	1.3	32.2	131.9	BC BD BE	BC BE BJ		
LEC 034C 12 LEC 034C 24 LEC 034C 36	0.86	0.034			304.80 609.60 914.40	12 24 36	3.78	0.85	1.2	29.4	198.9	BC BD BE	BC BE BJ		
LEC 037C 12 LEC 037C 24 LEC 037C 36	0.94	0.037			304.80 609.60 914.40	12 24 36	4.45	1.00	1.1	27.0	290.9	BC BD BE	BC BE BJ		
LEC 041C 12 LEC 041C 24 LEC 041C 36	1.04	0.041			304.80 609.60 914.40	12 24 36	4.67	1.05	1.0	24.3	464.3	BC BD BE	BC BE BJ		
LEC 026D 12 LEC 026D 24 LEC 026D 36	9.53	0.375			0.66	0.026	304.80 609.60 914.40	12 24 36	0.98	0.22	1.5	38.4	16.1	BD BE BG	BE BH BL
LEC 031D 12 LEC 031D 24 LEC 031D 36					0.79	0.031	304.80 609.60 914.40	12 24 36	1.33	0.30	1.3	32.2	34.0	BD BE BG	BE BH BL
LEC 034D 12 LEC 034D 24 LEC 034D 36					0.86	0.034	304.80 609.60 914.40	12 24 36	2.22	0.50	1.2	29.4	50.6	BD BE BG	BE BH BL
LEC 037D 12 LEC 037D 24 LEC 037D 36					0.94	0.037	304.80 609.60 914.40	12 24 36	3.11	0.70	1.1	27.0	72.8	BD BE BG	BE BH BL

CONTINUOUS LENGTH EXTENSION SPRINGS



● Music Wire (Lightly Oiled) or Stainless Steel (Natural)

LEE STOCK NUMBER	OUTSIDE DIAMETER		WIRE DIAMETER		FREE LENGTH		INITIAL TENSION		APPROX NUMBER OF COILS PER		STIFFNESS	PRICE GROUP							
	MM	IN	MM	IN	MM	IN	N	LB	MM	IN	K	Music Wire	302 Stainless						
												M	S						
LEC 039D 12 LEC 039D 24 LEC 039D 36	9.53	0.375	0.99	0.039	304.80	12	3.56	0.80	1.0	25.6	91.5	BD	BE						
609.60					24	BE						BH							
914.40					36	BG						BL							
LEC 041D 12 LEC 041D 24 LEC 041D 36			9.53	0.375	1.04	0.041	304.80	12	4.00	0.90	1.0	24.3	113.8	BD	BE				
609.60							24	BE						BH					
914.40							36	BG						BL					
LEC 045D 12 LEC 045D 24 LEC 045D 36					9.53	0.375	1.14	0.045	304.80	12	5.34	1.20	0.9	22.2	171.2	BD	BE		
609.60									24	BE						BH			
914.40									36	BG						BL			
LEC 049D 12 LEC 049D 24 LEC 049D 36							9.53	0.375	1.24	0.049	304.80	12	6.67	1.50	0.8	20.4	249.6	BD	BE
609.60											24	BF						BH	
914.40											36	BG						BL	
LEC 052D 12 LEC 052D 24 LEC 052D 36	9.53	0.375							1.32	0.052	304.80	12	7.78	1.75	0.8	19.2	325.5	BD	BE
609.60											24	BF						BH	
914.40											36	BH						BM	
LEC 055D 12 LEC 055D 24 LEC 055D 36			9.53	0.375					1.40	0.055	304.80	12	8.90	2.00	0.7	18.1	418.9	BD	BE
609.60											24	BF						BH	
914.40											36	BH						BM	
LEC 058D 12 LEC 058D 24 LEC 058D 36					9.53	0.375			1.47	0.058	304.80	12	11.12	2.50	0.7	17.2	532.9	BD	BE
609.60											24	BF						BH	
914.40											36	BH						BM	
LEC 034E 12 LEC 034E 24 LEC 034E 36							12.70	0.500	0.86	0.034	304.80	12	1.33	0.30	1.2	29.4	19.8	BE	BG
609.60											24	BG						BK	
914.40											36	BJ						BP	
LEC 037E 12 LEC 037E 24 LEC 037E 36	12.70	0.500							0.94	0.037	304.80	12	1.78	0.40	1.1	27.0	28.3	BE	BG
609.60											24	BG						BK	
914.40											36	BJ						BP	
LEC 041E 12 LEC 041E 24 LEC 041E 36			12.70	0.500					1.04	0.041	304.80	12	2.22	0.50	1.0	24.3	43.8	BE	BG
609.60											24	BG						BK	
914.40											36	BJ						BP	
LEC 045E 12 LEC 045E 24 LEC 045E 36					12.70	0.500			1.14	0.045	304.80	12	3.11	0.70	0.9	22.2	65.3	BE	BG
609.60											24	BG						BK	
914.40											36	BJ						BP	
LEC 049E 12 LEC 049E 24 LEC 049E 36							12.70	0.500	1.24	0.049	304.80	12	3.91	0.88	0.8	20.4	94.3	BE	BG
609.60											24	BG						BK	
914.40											36	BJ						BP	
LEC 055E 12 LEC 055E 24 LEC 055E 36	12.70	0.500							1.40	0.055	304.80	12	5.78	1.30	0.7	18.1	155.8	BE	BG
609.60											24	BH						BL	
914.40											36	BK						BQ	
LEC 063E 12 LEC 063E 24 LEC 063E 36			12.70	0.500					1.60	0.063	304.80	12	8.90	2.00	0.6	15.8	273.3	BF	BG
609.60											24	BH						BL	
914.40											36	BK						BQ	
LEC 067E 12 LEC 067E 24 LEC 067E 36					12.70	0.500			1.70	0.067	304.80	12	15.57	3.50	0.6	14.9	372.3	BF	BG
609.60											24	BH						BM	
914.40											36	BK						BR	
LEC 075E 12 LEC 075E 24 LEC 075E 36							12.70	0.500	1.91	0.075	304.80	12	22.24	5.00	0.5	13.3	618.3	BF	BJ
609.60											24	BH						BN	
914.40											36	BL						BS	
LEC 049G 12 LEC 049G 24 LEC 049G 36	19.05	0.750							1.24	0.049	304.80	12	2.62	0.59	0.8	20.4	25.1	BK	BM
609.60											24	BK						BR	
914.40											36	BP						BV	



CONTINUOUS LENGTH EXTENSION SPRINGS

● Music Wire (Lightly Oiled) or Stainless Steel (Natural)

LEE STOCK NUMBER	OUTSIDE DIAMETER		WIRE DIAMETER		FREE LENGTH		INITIAL TENSION		APPROX NUMBER OF COILS PER		STIFFNESS K	PRICE GROUP							
	MM	IN	MM	IN	MM	IN	N	LB	MM	IN		Music Wire M	302 Stainless S						
LEC 055G 12 LEC 055G 24 LEC 055G 36	19.05	0.750	1.40	0.055	304.80	12	3.56	0.80	0.7	18.1	40.9	BK	BM						
609.60					24	BN						BR							
914.40					36	BQ						BV							
LEC 063G 12 LEC 063G 24 LEC 063G 36			19.05	0.750	1.60	0.063	304.80	12	5.34	1.20	0.6	15.8	70.4	BK	BM				
609.60							24	BN						BS					
914.40							36	BQ						BX					
LEC 069G 12 LEC 069G 24 LEC 069G 36					19.05	0.750	1.75	0.069	304.80	12	7.12	1.60	0.6	14.5	107.7	BL	BP		
609.60									24	BN						BS			
914.40									36	BQ						BZ			
LEC 075G 12 LEC 075G 24 LEC 075G 36							19.05	0.750	1.91	0.075	304.80	12	8.90	2.00	0.5	13.3	154.3	BL	BP
609.60											24	BP						BT	
914.40											36	BS						BZ	
LEC 085G 12 LEC 085G 24 LEC 085G 36	19.05	0.750							2.16	0.085	304.80	12	12.46	2.80	0.5	11.7	266.3	BL	BP
609.60											24	BP						BT	
914.40											36	BS						BZ	
LEC 093G 12 LEC 093G 24 LEC 093G 36			19.05	0.750					2.36	0.093	304.80	12	15.57	3.50	0.4	10.7	395.7	BM	BP
609.60											24	BP						BT	
914.40											36	BT						CC	
LEC 105G 12 LEC 105G 24 LEC 105G 36					19.05	0.750			2.67	0.105	304.80	12	26.69	6.00	0.4	9.5	651.2	BM	BQ
609.60											24	BQ						BV	
914.40											36	BT						CD	
LEC 112G 12 LEC 112G 24 LEC 112G 36							19.05	0.750	2.84	0.112	304.80	12	35.59	8.00	0.4	8.9	871.0	BM	BQ
609.60											24	BQ						BV	
914.40											36	BT						CD	
LEC 085JK 12 LEC 085JK 24 LEC 085JK 36	28.58	1.125							2.16	0.085	304.80	12	8.41	1.89	0.5	11.7	69.6	BN	BS
609.60											24	BS						BZ	
914.40											36	BV						CG	
LEC 105JK 12 LEC 105JK 24 LEC 105JK 36			28.58	1.125					2.67	0.105	304.80	12	15.12	3.40	0.4	9.5	164.7	BP	BT
609.60											24	BT						CD	
914.40											36	BZ						CH	
LEC 125JK 12 LEC 125JK 24 LEC 125JK 36	28.58	1.125			3.18	0.125			304.80	12	24.51	5.51	0.3	8.0	351.0	BR	BV		
609.60									24	BX						CE			
914.40									36	CD						CJ			

SPECIALITY STOCK PARTS - MIL-SPEC SPRINGS

Guide to using tables

Free Length
The overall height of the spring in the unloaded position.

Active Coils
Those coils which are free to deflect under load.

Deflection Per Coil
Amount of movement per coil to achieve the design load.

Deflection
The amount of spring movement under the design load.

Lee Spring Stock Number

Outside Diameter
Spring outer diameter, parts listed in ascending order.

Wire Diameter
Wire diameter of spring wire.

Price Group
Reference for price list.

Rate
Change in load or force per unit of deflection.

Solid Height
Length when fully compressed.

Load:
The design load or force to compress spring by its deflection design.

SPECIALITY STOCK PARTS: MIL-SPEC – COMPRESSION

• Ends are ground. (MS24585)

LEE STOCK NUMBER				OD	WD	FREE LENGTH	ACTIVE COILS	DEFLECTION PER COIL	LOAD	DEFLECTION	SOLID HEIGHT	RATE	PRICE GROUP				
UNPLATED (U)	CAD. PLATE (C)	ZINC PLATE (Z)	PASSIVATED (S)	MM	MM	MM		MM	N	MM	MM	MM	U	C	Z	S	
MS24585-1	MS24585-1001		MS24585-C1	3.05	0.41	6.35	4.50	0.53	8.17	2.29	2.64	3.38	BF			BG	
MS24585-2	MS24585-1002		MS24585-C2			7.87	6.25			3.32	3.35	2.45	BF			BG	
MS24585-3	MS24585-1003		MS24585-C3			9.65	7.75			4.14	3.96	1.98	BF			BG	
MS24585-4	MS24585-1004		MS24585-C4			11.18	9.25			4.93	4.57	1.66	BF			BG	
MS24585-5	MS24585-1005		MS24585-C5			12.70	10.50			5.59	5.08	1.45	BF			BG	
MS24585-6	MS24585-1006		MS24585-C6			14.22	12.00			6.40	5.93	1.28	BF			BG	
MS24585-7	MS24585-1007		MS24585-C7			15.75	13.25			7.06	6.20	1.16	BF			BG	
MS24585-8	MS24585-1008		MS24585-C8			17.53	15.00			8.00	6.91	1.02	BF			BG	
MS24585-9	MS24585-1009		MS24585-C9			19.05	16.50			8.79	7.52	0.91	BF			BG	
MS24585-10	MS24585-1010	MS24585-2010	MS24585-C10		0.46	6.35	5.25	0.44	11.41	2.31	3.30	4.94	BF	BF		BG	
MS24585-11	MS24585-1011	MS24585-2011	MS24585-C11			7.87	6.75			2.97	3.99	3.84	BF	BF		BG	
MS24585-12	MS24585-1012	MS24585-2012	MS24585-C12			9.65	8.25			3.63	4.67	3.13	BF	BF		BG	
MS24585-13	MS24585-1013	MS24585-2013	MS24585-C13			11.18	9.75			4.29	5.36	2.66	BF	BF		BG	
MS24585-14	MS24585-1014	MS24585-2014	MS24585-C14			12.70	11.25			4.95	6.05	2.29	BF	BF		BG	
MS24585-15	MS24585-1015	MS24585-2015	MS24585-C15			14.22	13.00			5.69	6.86	2.00	BF	BF		BG	
MS24585-16	MS24585-1016	MS24585-2016	MS24585-C16			15.75	14.00			6.15	7.32	1.86	BF	BF		BG	
MS24585-17	MS24585-1017	MS24585-2017	MS24585-C17			17.53	16.00			7.01	8.23	1.63	BF	BF		BG	
MS24585-18	MS24585-1018	MS24585-2018	MS24585-C18			19.05	17.50			7.67	8.92	1.49	BF	BF		BG	
MS24585-19	MS24585-1019		MS24585-C19		0.56	6.35	5.25	0.30	19.93	1.60	4.04	12.45	BF	BF		BG	
MS24585-20	MS24585-1020		MS24585-C20			7.87	7.00			2.13	5.03	9.33	BF	BF		BG	
MS24585-21	MS24585-1021		MS24585-C21			9.65	9.00			2.74	6.46	7.77	BF	BF		BG	
MS24585-22	MS24585-1022		MS24585-C22			11.18	10.25									BG	
						12.70	12.00									BG	
						14.22	13.25									BG	

ADDITIONAL INFORMATION

Be sure to specify the complete numbers as designated by AS24585 and AS24586. MIL-SPEC Springs begin with the prefix MS24585 or MS24586 followed by a hyphen and the part number, e.g., MS24585-1002 or MS24586-C13. The following chart (right) is a helpful reference:

MIL-SPEC	Unplated	Cadmium Plated	Zinc Plated	Stainless Steel
Compression MS24585	MS24585-1 through MS24585-527	MS24585-1001 through MS24585-1527	MS24585-2010 through MS24585-2507	MS24585-C1 through MS24585-C527
Extension MS24586	MS24586-1 through MS24586-354	MS24586-501 through MS24586-854	MS24586-1006 through MS24586-1354	MS24586-C1 through MS24586-C354



MIL-SPEC SPRINGS AVAILABLE IN STOCK.

When you need MIL-SPEC Springs, Lee Spring simplifies the purchasing process by offering the full range of MIL-SPEC Compression Springs and Extension Springs.

- **Simplified pricing** – no complicated price grids.
- **Paperwork included** – no additional charges for material certifications or traceability.
- **DFARS Compliance** – all Stainless Steel MIL-SPEC springs meet DFARS specifications.
- **Quick RFQ turnaround** – quantities over 1000.

ABOUT MIL-SPEC SPRINGS

These products are part of the United States Defense Standard. They are used to help achieve standardisation objectives set by the U.S. Department of Defense. They are known interchangeably as “military standards”, “MIL-SPEC”, “MIL-STD”, or “MilSpecs.” These high precision designs meet stringent technical requirements and are used in a multitude of Military and Aerospace applications, both defense and non-defense related. MIL-SPEC springs are increasingly specified by other non-Defense government organisations, technical organisations, and highly regulated industries. The MIL-SPEC standard for compression springs for loads below 20 lbs. is AS24585; this standard was formerly MS24585. The MIL-SPEC standard for extension springs for loads below 30 lbs. is AS24586; this was formerly MS24586.

MATERIALS:

All MIL-SPEC springs are available in the four authorised AS24585 and AS24586 materials:

- Uncoated Music Wire per ASTM A228.
- Cadmium Plated Music Wire in accordance with SAE-AMS-QQ-P-416, Type II, Class 2.
- Zinc Plated Music Wire in accordance with ASTM B633, Type II, Fe/Zn5.
- Corrosion Resistant Stainless Steel 302 per ASTM A313 with passivation treatment in accordance with ASTM A967 or AMS2700. DFARS Compliant material only.

ABOUT DFARS COMPLIANCE

DFARS regulates the supply country for certain materials. It applies to Stainless Steel but does not apply to Music Wire. For a complete explanation of DFARS Compliance, please contact us for engineering assistance.



SPECIALITY STOCK PARTS: MIL-SPEC – COMPRESSION

● Ends are Ground. (MS24585)

LEE STOCK NUMBER				OD	WD	FREE LENGTH	ACTIVE COILS	DEFLECTION PER COIL	LOAD	DEFLECTION	SOLID HEIGHT	RATE	PRICE GROUP			
MUSIC WIRE			STAINLESS STEEL										U	C	Z	S
UNPLATED (U)	CAD. PLATE (C)	ZINC PLATE (Z)	PASSIVATED (S)										MM	MM	MM	MM
MS24585-1	MS24585-1001		MS24585-C1	3.05	0.41	6.35	4.50	0.53	8.17	2.41	2.64	3.38	BF	BG		BG
MS24585-2	MS24585-1002		MS24585-C2			7.87	6.25			3.33	3.35	2.45	BF	BG		BG
MS24585-3	MS24585-1003		MS24585-C3			9.65	7.75			4.14	3.96	1.98	BF	BG		BG
MS24585-4	MS24585-1004		MS24585-C4			11.18	9.25			4.93	4.57	1.66	BF	BG		BG
MS24585-5	MS24585-1005		MS24585-C5			12.70	10.50			5.59	5.08	1.45	BF	BG		BG
MS24585-6	MS24585-1006		MS24585-C6			14.22	12.00			6.40	5.69	1.28	BF	BG		BG
MS24585-7	MS24585-1007		MS24585-C7			15.75	13.25			7.06	6.20	1.16	BF	BG		BG
MS24585-8	MS24585-1008		MS24585-C8			17.53	15.00			8.00	6.91	1.02	BF	BG		BG
MS24585-9	MS24585-1009		MS24585-C9			19.05	16.50			8.79	7.52	0.93	BF	BG		BG
MS24585-10	MS24585-1010	MS24585-2010	MS24585-C10		0.46	6.35	5.25	0.44	11.41	2.31	3.30	4.94	BF	BG	BF	BG
MS24585-11	MS24585-1011	MS24585-2011	MS24585-C11			7.87	6.75			2.97	3.99	3.84	BF	BG	BF	BG
MS24585-12	MS24585-1012	MS24585-2012	MS24585-C12			9.65	8.25			3.63	4.67	3.13	BF	BG	BF	BG
MS24585-13	MS24585-1013	MS24585-2013	MS24585-C13			11.18	9.75			4.29	5.36	2.66	BF	BG	BF	BG
MS24585-14	MS24585-1014	MS24585-2014	MS24585-C14			12.70	11.25			4.95	6.05	2.29	BF	BG	BF	BG
MS24585-15	MS24585-1015	MS24585-2015	MS24585-C15			14.22	13.00			5.69	6.86	2.00	BF	BG	BF	BG
MS24585-16	MS24585-1016	MS24585-2016	MS24585-C16			15.75	14.00			6.15	7.32	1.86	BF	BG	BF	BG
MS24585-17	MS24585-1017	MS24585-2017	MS24585-C17			17.53	16.00			7.01	8.23	1.63	BF	BG	BF	BG
MS24585-18	MS24585-1018	MS24585-2018	MS24585-C18			19.05	17.50			7.67	8.92	1.49	BF	BG	BF	BG
MS24585-19	MS24585-1019		MS24585-C19		0.56	6.35	5.25	0.30	19.93	1.60	4.04	12.45	BF	BG		BG
MS24585-20	MS24585-1020		MS24585-C20			7.87	7.00			2.13	5.03	9.33	BF	BG		BG
MS24585-21	MS24585-1021		MS24585-C21			9.65	9.00			2.74	6.15	7.27	BF	BG		BG
MS24585-22	MS24585-1022		MS24585-C22			11.18	10.25			3.12	6.83	6.37	BF	BG		BG
MS24585-23	MS24585-1023		MS24585-C23			12.70	12.00			3.66	7.82	5.45	BF	BG		BG
MS24585-24	MS24585-1024		MS24585-C24			14.22	13.25			4.04	8.51	4.94	BF	BG		BG
MS24585-25	MS24585-1025		MS24585-C25			15.75	15.00			4.57	9.50	4.36	BF	BG		BG
MS24585-26	MS24585-1026		MS24585-C26			17.53	17.00			5.18	10.62	3.85	BF	BG		BG
MS24585-27	MS24585-1027		MS24585-C27			19.05	18.50			5.64	11.46	3.54	BF	BG		BG
MS24585-28	MS24585-1028		MS24585-C28			20.57	20.00			6.10	12.29	3.27	BF	BG		BG
MS24585-29	MS24585-1029	MS24585-2029	MS24585-C29	4.57	0.41	6.35	2.50	1.43	5.58	3.58	1.83	1.56	BF	BG	BF	BG
MS24585-30	MS24585-1030	MS24585-2030	MS24585-C30			7.87	3.00			4.24	2.03	1.31	BF	BG	BF	BG
MS24585-31	MS24585-1031	MS24585-2031	MS24585-C31			9.65	3.75			5.36	2.34	1.03	BF	BG	BF	BG
MS24585-32	MS24585-1032	MS24585-2032	MS24585-C32			11.18	4.50			6.43	2.64	0.86	BF	BG	BF	BG
MS24585-33	MS24585-1033	MS24585-2033	MS24585-C33			12.70	5.25			7.49	2.95	0.74	BF	BG	BF	BG
MS24585-34	MS24585-1034	MS24585-2034	MS24585-C34			14.22	6.00			8.56	3.25	0.65	BF	BG	BF	BG
MS24585-35	MS24585-1035	MS24585-2035	MS24585-C35			15.75	6.50			9.30	3.45	0.60	BF	BG	BF	BG
MS24585-36	MS24585-1036	MS24585-2036	MS24585-C36			17.53	7.25			10.34	3.76	0.54	BF	BG	BF	BG
MS24585-37	MS24585-1037	MS24585-2037	MS24585-C37			19.05	8.00			11.43	4.06	0.49	BF	BG	BF	BG
MS24585-38	MS24585-1038		MS24585-C38		0.46	6.35	2.75	1.21	7.83	3.30	2.16	2.36	BF	BG		BG
MS24585-39	MS24585-1039		MS24585-C39			7.87	3.25			3.91	2.39	2.00	BF	BG		BG
MS24585-40	MS24585-1040		MS24585-C40			9.65	4.00			4.83	2.74	1.63	BF	BG		BG
MS24585-41	MS24585-1041		MS24585-C41			11.18	4.75			5.72	3.07	1.37	BF	BG		BG
MS24585-42	MS24585-1042		MS24585-C42			12.70	5.50			6.63	3.43	1.17	BF	BG		BG
MS24585-43	MS24585-1043		MS24585-C43			14.22	6.50			7.82	3.89	1.00	BF	BG		BG
MS24585-44	MS24585-1044		MS24585-C44			15.75	7.25			8.74	4.22	0.89	BF	BG		BG
MS24585-45	MS24585-1045		MS24585-C45			17.53	8.00			9.65	4.57	0.81	BF	BG		BG
MS24585-46	MS24585-1046		MS24585-C46			19.05	9.00			10.85	5.03	0.72	BF	BG		BG
MS24585-47	MS24585-1047	MS24585-2047	MS24585-C47		0.56	6.35	3.00	0.89	13.94	2.69	2.79	5.18	BF	BG	BF	BG
MS24585-48	MS24585-1048	MS24585-2048	MS24585-C48			7.87	3.75			3.35	3.20	4.15	BF	BG	BF	BG
MS24585-49	MS24585-1049	MS24585-2049	MS24585-C49			9.65	4.50			4.01	3.63	3.47	BF	BG	BF	BG
MS24585-50	MS24585-1050	MS24585-2050	MS24585-C50			11.18	5.25			4.70	4.04	2.96	BF	BG	BF	BG
MS24585-51	MS24585-1051	MS24585-2051	MS24585-C51			12.70	6.25			5.59	4.60	2.49	BF	BG	BF	BG
MS24585-52	MS24585-1052	MS24585-2052	MS24585-C52			14.22	7.50			6.71	5.31	2.08	BF	BG	BF	BG
MS24585-53	MS24585-1053	MS24585-2053	MS24585-C53			15.75	8.50			7.59	5.87	1.84	BF	BG	BF	BG
MS24585-54	MS24585-1054	MS24585-2054	MS24585-C54			17.53	9.25			8.26	6.27	1.68	BF	BG	BF	BG
MS24585-55	MS24585-1055	MS24585-2055	MS24585-C55			19.05	10.25			9.17	6.83	1.52	BF	BG	BF	BG
MS24585-56	MS24585-1056	MS24585-2056	MS24585-C56			20.57	11.50			10.29	7.54	1.35	BF	BG	BF	BG
MS24585-57	MS24585-1057		MS24585-C57		0.66	6.35	3.25	0.68	22.38	2.21	3.45	10.12	BF	BG		BG
MS24585-58	MS24585-1058		MS24585-C58			7.87	4.00			2.72	3.96	8.23	BF	BG		BG
MS24585-59	MS24585-1059		MS24585-C59			9.65	5.00			3.40	4.62	6.57	BF	BG		BG
MS24585-60	MS24585-1060		MS24585-C60			11.18	6.00			4.09	5.28	5.46	BF	BG		BG

SPECIALITY STOCK PARTS: MIL-SPEC – COMPRESSION



● Ends are Ground. (MS24585)

LEE STOCK NUMBER				OD	WD	FREE LENGTH	ACTIVE COILS	DEFLECTION PER COIL	LOAD	DEFLECTION	SOLID HEIGHT	RATE	PRICE GROUP						
MUSIC WIRE			STAINLESS STEEL										U	C	Z	S			
UNPLATED (U)	CAD. PLATE (C)	ZINC PLATE (Z)	PASSIVATED (S)	MM	MM	MM		MM	N	MM	N/MM								
MS24585-61	MS24585-1061		MS24585-C61	4.57	0.66	12.70	7.00	0.68	22.38	4.78	5.94	4.69	BF	BG	BG				
MS24585-62	MS24585-1062		MS24585-C62			14.22	8.00			5.44	6.60	4.12	BF	BG	BG				
MS24585-63	MS24585-1063		MS24585-C63			15.75	9.00			6.12	7.26	3.66	BF	BG	BG				
MS24585-64	MS24585-1064		MS24585-C64			17.53	10.00			6.81	7.92	3.29	BF	BG	BG				
MS24585-65	MS24585-1065		MS24585-C65			19.05	11.00			7.49	8.59	2.98	BF	BG	BG				
MS24585-66	MS24585-1066		MS24585-C66			20.57	12.00			8.18	9.25	2.73	BF	BG	BG				
MS24585-67	MS24585-1067		MS24585-C67			22.35	13.00			8.84	9.91	2.52	BF	BG	BG				
MS24585-68	MS24585-1068	MS24585-2068	MS24585-C68			0.81	7.87			4.00	0.46	39.29	1.83	4.88	21.49	BF	BG	BF	BG
MS24585-69	MS24585-1069	MS24585-2069	MS24585-C69				9.65			5.00			2.31	5.69	16.99	BF	BG	BF	BG
MS24585-70	MS24585-1070	MS24585-2070	MS24585-C70				11.18			6.25			2.90	6.71	13.57	BF	BG	BF	BG
MS24585-71	MS24585-1071	MS24585-2071	MS24585-C71				12.70			7.50			3.45	7.72	11.37	BF	BG	BF	BG
MS24585-72	MS24585-1072	MS24585-2072	MS24585-C72				14.22			8.25			3.81	8.33	10.32	BF	BG	BF	BG
MS24585-73	MS24585-1073	MS24585-2073	MS24585-C73				15.75			9.50			4.37	9.35	8.98	BF	BG	BF	BG
MS24585-74	MS24585-1074	MS24585-2074	MS24585-C74				17.53			10.25			4.72	9.96	8.32	BF	BG	BF	BG
MS24585-75	MS24585-1075	MS24585-2075	MS24585-C75	19.05	11.75		5.44	11.18	7.23	BF			BG	BF	BG				
MS24585-76	MS24585-1076	MS24585-2076	MS24585-C76	20.57	13.00		6.02	12.19	6.53	BF			BG	BF	BG				
MS24585-77	MS24585-1077	MS24585-2077	MS24585-C77	22.35	14.50		6.71	13.41	5.87	BF			BG	BF	BG				
MS24585-78	MS24585-1078	MS24585-2078	MS24585-C78	23.88	15.50		7.16	14.22	5.48	BF			BG	BF	BG				
MS24585-79	MS24585-1079	MS24585-2079	MS24585-C79	25.40	16.50		7.62	15.04	5.15	BF			BG	BF	BG				
MS24585-80	MS24585-1080		MS24585-C80	6.10	0.56	9.65	2.75	1.79	10.65	4.93	2.64	2.15	BF	BG	BG				
MS24585-81	MS24585-1081		MS24585-C81			11.18	3.50			6.27	3.07	1.70	BF	BG	BG				
MS24585-82	MS24585-1082		MS24585-C82			12.70	4.00			7.16	3.35	1.49	BF	BG	BG				
MS24585-83	MS24585-1083		MS24585-C83			14.22	4.50			8.08	3.63	1.31	BF	BG	BG				
MS24585-84	MS24585-1084		MS24585-C84			15.75	5.00			8.97	3.91	1.19	BF	BG	BG				
MS24585-85	MS24585-1085		MS24585-C85			17.53	5.50			9.86	4.19	1.09	BF	BG	BG				
MS24585-86	MS24585-1086		MS24585-C86			19.05	6.00			10.74	4.47	0.98	BF	BG	BG				
MS24585-87	MS24585-1087		MS24585-C87			20.57	6.50			11.63	4.75	0.91	BF	BG	BG				
MS24585-88	MS24585-1088	MS24585-2088	MS24585-C88			0.66	9.65			3.00	1.40	17.11	4.19	3.30	4.08	BF	BG	BF	BG
MS24585-89	MS24585-1089	MS24585-2089	MS24585-C89				11.18			3.50			4.90	3.63	3.49	BF	BG	BF	BG
MS24585-90	MS24585-1090	MS24585-2090	MS24585-C90				12.70			4.00			5.61	3.96	3.05	BF	BG	BF	BG
MS24585-91	MS24585-1091	MS24585-2091	MS24585-C91				14.22			4.75			6.65	4.45	2.57	BF	BG	BF	BG
MS24585-92	MS24585-1092	MS24585-2092	MS24585-C92				15.75			5.50			7.70	4.95	2.22	BF	BG	BF	BG
MS24585-93	MS24585-1093	MS24585-2093	MS24585-C93				17.53			6.25			8.76	5.44	1.94	BF	BG	BF	BG
MS24585-94	MS24585-1094	MS24585-2094	MS24585-C94	19.05	7.00		9.80	5.94	1.75	BF			BG	BF	BG				
MS24585-95	MS24585-1095	MS24585-2095	MS24585-C95	20.57	7.50		10.52	6.27	1.63	BF			BH	BF	BH				
MS24585-96	MS24585-1096	MS24585-2096	MS24585-C96	22.35	8.25		11.56	6.76	1.47	BF			BH	BF	BH				
MS24585-97	MS24585-1097		MS24585-C97	0.81	7.87		2.75	1.00	30.66	2.74			3.86	11.17	BF	BG	BG		
MS24585-98	MS24585-1098		MS24585-C98		9.65		3.25			3.25			4.27	9.42	BF	BG	BG		
MS24585-99	MS24585-1099		MS24585-C99		11.18		4.00			4.01			4.88	7.57	BF	BG	BG		
MS24585-100	MS24585-1100		MS24585-C100		12.70	4.75	4.75			5.49	6.44	BF	BG	BG					
MS24585-101	MS24585-1101		MS24585-C101		14.22	5.50	5.49			6.10	5.59	BF	BG	BG					
MS24585-102	MS24585-1102		MS24585-C102		15.75	6.25	6.25			6.71	4.90	BF	BG	BG					
MS24585-103	MS24585-1103		MS24585-C103		17.53	7.00	7.01			7.32	4.38	BF	BG	BG					
MS24585-104	MS24585-1104		MS24585-C104		19.05	8.00	8.00			8.13	3.84	BF	BG	BG					
MS24585-105	MS24585-1105		MS24585-C105		20.57	8.75	8.74			8.74	3.50	BF	BH	BH					
MS24585-106	MS24585-1106		MS24585-C106		22.35	9.50	9.50			9.35	3.22	BF	BH	BH					
MS24585-107	MS24585-1107		MS24585-C107		23.88	10.25	10.24			9.96	2.99	BF	BH	BH					
MS24585-108	MS24585-1108		MS24585-C108		25.40	11.00	11.00			10.57	2.78	BF	BH	BH					
MS24585-109	MS24585-1109	MS24585-2109	MS24585-C109	0.97	7.87	3.00	0.74	49.20	2.21	4.83	22.26	BF	BG	BF	BG				
MS24585-110	MS24585-1110	MS24585-2110	MS24585-C110		9.65	3.75			2.77	5.54	17.78	BF	BG	BF	BG				
MS24585-111	MS24585-1111	MS24585-2111	MS24585-C111		11.18	4.50			3.33	6.27	14.78	BF	BG	BF	BG				
MS24585-112	MS24585-1112	MS24585-2112	MS24585-C112		12.70	5.25			3.89	6.99	12.66	BF	BG	BF	BG				
MS24585-113	MS24585-1113	MS24585-2113	MS24585-C113		14.22	6.00			4.45	7.72	11.07	BF	BG	BF	BG				
MS24585-114	MS24585-1114	MS24585-2114	MS24585-C114		15.75	6.75			4.98	8.43	9.88	BF	BG	BF	BG				
MS24585-115	MS24585-1115	MS24585-2115	MS24585-C115		17.53	7.50			5.54	9.17	8.88	BF	BG	BF	BG				
MS24585-116	MS24585-1116	MS24585-2116	MS24585-C116		19.05	8.25			6.10	9.88	8.07	BF	BG	BF	BG				
MS24585-117	MS24585-1117	MS24585-2117	MS24585-C117		20.57	9.00			6.65	10.62	7.39	BF	BH	BF	BH				
MS24585-118	MS24585-1118	MS24585-2118	MS24585-C118		22.35	10.00			7.39	11.58	6.66	BF	BH	BF	BH				
MS24585-119	MS24585-1119	MS24585-2119	MS24585-C119		23.88	11.00			8.13	12.55	6.06	BF	BH	BF	BH				
MS24585-120	MS24585-1120	MS24585-2120	MS24585-C120		25.40	11.75			8.69	13.26	5.66	BF	BH	BF	BH				



SPECIALITY STOCK PARTS: MIL-SPEC – COMPRESSION

● Ends are Ground. (MS24585)

LEE STOCK NUMBER				OD	WD	FREE LENGTH	ACTIVE COILS	DEFLECTION PER COIL	LOAD	DEFLECTION	SOLID HEIGHT	RATE	PRICE GROUP				
MUSIC WIRE			STAINLESS STEEL										U	C	Z	S	
UNPLATED (U)	CAD. PLATE (C)	ZINC PLATE (Z)	PASSIVATED (S)	MM	MM	MM		MM	N	MM	N/MM						
MS24585-121	MS24585-1121	MS24585-2121	MS24585-C121	6.10	0.97	28.45	13.25	0.74	49.20	9.78	14.71	5.03	BG	BH	BG	BH	
MS24585-122	MS24585-1122	MS24585-2122	MS24585-C122			31.75	14.75			10.90	16.15	4.52	BG	BH	BG	BH	
MS24585-123	MS24585-1123	MS24585-2123	MS24585-C123			35.05	16.25			12.01	17.60	4.10	BG	BH	BG	BH	
MS24585-124	MS24585-1124	MS24585-2124	MS24585-C124			38.10	17.75			13.11	19.05	3.75	BG	BH	BG	BH	
MS24585-125	MS24585-1125		MS24585-C125			1.07	9.65	3.50	0.61	64.01	2.13	5.87	30.00	BF	BG		BG
MS24585-126	MS24585-1126		MS24585-C126				11.18	4.50			2.72	6.93	23.56	BF	BG		BG
MS24585-127	MS24585-1127		MS24585-C127				12.70	5.25			3.18	7.72	20.16	BF	BG		BG
MS24585-128	MS24585-1128		MS24585-C128				14.22	6.00			3.63	8.53	17.62	BF	BG		BG
MS24585-129	MS24585-1129		MS24585-C129				15.75	6.75			4.09	9.32	15.66	BF	BG		BG
MS24585-130	MS24585-1130		MS24585-C130				17.53	7.50			4.55	10.13	14.08	BF	BG		BG
MS24585-131	MS24585-1131		MS24585-C131		19.05		8.50	5.16			11.20	12.42	BF	BG		BG	
MS24585-132	MS24585-1132		MS24585-C132		20.57		9.25	5.61			11.99	11.40	BG	BH		BH	
MS24585-133	MS24585-1133		MS24585-C133		22.35		10.00	6.07			12.80	10.54	BG	BH		BH	
MS24585-134	MS24585-1134		MS24585-C134		23.88		11.00	6.68			13.87	9.58	BG	BH		BH	
MS24585-135	MS24585-1135		MS24585-C135		25.40	11.75	7.14	14.66	8.97	BG	BH		BH				
MS24585-136	MS24585-1136		MS24585-C136		28.45	13.25	8.05	16.26	7.95	BG	BH		BH				
MS24585-137	MS24585-1137		MS24585-C137		31.75	14.75	8.94	17.86	7.16	BG	BH		BH				
MS24585-138	MS24585-1138		MS24585-C138		35.05	16.50	10.01	19.74	6.39	BG	BH		BH				
MS24585-139	MS24585-1139		MS24585-C139		38.10	18.50	11.23	21.87	5.69	BG	BH		BH				
MS24585-140	MS24585-1140	MS24585-2140	MS24585-C140		7.62	0.56	12.70	2.50	3.00	8.59	7.49	2.51	1.16	BF	BG	BF	BG
MS24585-141	MS24585-1141	MS24585-2141	MS24585-C141	14.22			2.75	8.26			2.64	1.03	BF	BG	BF	BG	
MS24585-142	MS24585-1142	MS24585-2142	MS24585-C142	15.75			3.25	9.73			2.92	0.88	BF	BG	BF	BG	
MS24585-143	MS24585-1143	MS24585-2143	MS24585-C143	17.53			3.50	10.49			3.07	0.82	BF	BG	BF	BG	
MS24585-144	MS24585-1144	MS24585-2144	MS24585-C144	19.05			4.00	11.99	3.35	0.72	BF	BG	BF	BG			
MS24585-145	MS24585-1145	MS24585-2145	MS24585-C145	20.57			4.25	12.73	3.48	0.67	BF	BG	BF	BG			
MS24585-146	MS24585-1146	MS24585-2146	MS24585-C146	22.35			4.50	13.49	3.63	0.63	BF	BG	BF	BG			
MS24585-147	MS24585-1147		MS24585-C147	0.66			11.18	2.50	2.38	13.89	5.94	2.97	2.33	BF	BG		BG
MS24585-148	MS24585-1148		MS24585-C148				12.70	3.00			7.14	3.30	1.94	BF	BG		BG
MS24585-149	MS24585-1149		MS24585-C149				14.22	3.25			7.72	3.45	1.80	BF	BG		BG
MS24585-150	MS24585-1150		MS24585-C150			15.75	3.75	8.92			3.78	1.56	BF	BG		BG	
MS24585-151	MS24585-1151		MS24585-C151			17.53	4.25	10.11			4.11	1.37	BF	BG		BG	
MS24585-152	MS24585-1152		MS24585-C152			19.05	4.50	10.72			4.29	1.30	BF	BG		BG	
MS24585-153	MS24585-1153		MS24585-C153			20.57	5.00	11.89			4.62	1.17	BF	BG		BG	
MS24585-154	MS24585-1154		MS24585-C154			22.35	5.50	13.08			4.95	1.07	BF	BG		BG	
MS24585-155	MS24585-1155		MS24585-C155			23.88	6.00	14.27			5.28	0.96	BF	BG		BG	
MS24585-156	MS24585-1156		MS24585-C156			25.40	6.50	15.47			5.61	0.89	BF	BG		BG	
MS24585-157	MS24585-1157	MS24585-2157	MS24585-C157	0.81		11.18	3.00	1.74	24.88	5.21	4.06	4.78	BF	BG	BF	BG	
MS24585-158	MS24585-1158	MS24585-2158	MS24585-C158			12.70	3.50			6.02	4.47	4.13	BF	BG	BF	BG	
MS24585-159	MS24585-1159	MS24585-2159	MS24585-C159			14.22	4.00			6.96	4.88	3.57	BF	BG	BF	BG	
MS24585-160	MS24585-1160	MS24585-2160	MS24585-C160		15.75	4.50	7.82			5.28	3.19	BF	BG	BF	BG		
MS24585-161	MS24585-1161	MS24585-2161	MS24585-C161		17.53	5.00	8.69			5.69	2.85	BF	BG	BF	BG		
MS24585-162	MS24585-1162	MS24585-2162	MS24585-C162		19.05	5.50	9.55			6.10	2.61	BF	BG	BF	BG		
MS24585-163	MS24585-1163	MS24585-2163	MS24585-C163		20.57	6.00	10.41			6.50	2.38	BF	BG	BF	BG		
MS24585-164	MS24585-1164	MS24585-2164	MS24585-C164		22.35	6.50	11.30			6.91	2.21	BF	BG	BF	BG		
MS24585-165	MS24585-1165	MS24585-2165	MS24585-C165		23.88	7.25	12.60			7.52	1.98	BF	BG	BF	BG		
MS24585-166	MS24585-1166	MS24585-2166	MS24585-C166		25.40	7.75	13.46			7.92	1.86	BF	BG	BF	BG		
MS24585-167	MS24585-1167		MS24585-C167	0.97	9.65	2.50	1.32	40.23	3.30	4.34	12.19	BF	BG		BG		
MS24585-168	MS24585-1168		MS24585-C168		11.18	3.25			4.29	5.05	9.37	BF	BG		BG		
MS24585-169	MS24585-1169		MS24585-C169		12.70	3.75			4.95	5.54	8.13	BF	BG		BG		
MS24585-170	MS24585-1170		MS24585-C170		14.22	4.50			5.92	6.27	6.80	BF	BG		BG		
MS24585-171	MS24585-1171		MS24585-C171		15.75	5.00			6.58	6.76	6.11	BF	BG		BG		
MS24585-172	MS24585-1172		MS24585-C172		17.53	5.75			7.57	7.47	5.31	BF	BG		BG		
MS24585-173	MS24585-1173		MS24585-C173		19.05	6.25			8.23	7.95	4.89	BF	BG		BG		
MS24585-174	MS24585-1174		MS24585-C174		20.57	6.75			8.89	8.43	4.52	BF	BG		BG		
MS24585-175	MS24585-1175		MS24585-C175		22.35	7.50			9.88	9.17	4.06	BF	BG		BG		
MS24585-176	MS24585-1176		MS24585-C176		23.88	8.00			10.54	9.65	3.82	BF	BG		BG		
MS24585-177	MS24585-1177		MS24585-C177	25.40	8.50	11.20	10.13	3.59	BF	BG		BG					
MS24585-178	MS24585-1178		MS24585-C178	28.45	9.50	12.52	11.10	3.20	BF	BG		BG					
MS24585-179	MS24585-1179		MS24585-C179	31.75	10.50	13.84	12.07	2.91	BF	BG		BG					
MS24585-180	MS24585-1180		MS24585-C180	35.05	11.50	15.16	13.03	2.64	BF	BG		BG					

SPECIALITY STOCK PARTS: MIL-SPEC – COMPRESSION



● Ends are Ground. (MS24585)

LEE STOCK NUMBER				OD	WD	FREE LENGTH	ACTIVE COILS	DEFLECTION PER COIL	LOAD	DEFLECTION	SOLID HEIGHT	RATE	PRICE GROUP			
MUSIC WIRE			STAINLESS STEEL										U	C	Z	S
UNPLATED (U)	CAD. PLATE (C)	ZINC PLATE (Z)	PASSIVATED (S)	MM	MM	MM		MM	N	MM	N/MM					
MS24585-181	MS24585-1181		MS24585-C181	7.62	0.97	38.10	12.50	1.32	40.23	16.46	14.00	2.43	BF	BG		BG
MS24585-182	MS24585-1182	MS24585-2182	MS24585-C182		1.07	9.65	2.50	1.11	52.53	2.77	4.80	18.97	BF	BG	BF	BG
MS24585-183	MS24585-1183	MS24585-2183	MS24585-C183			11.18	3.00			3.30	5.33	15.90	BF	BG	BF	BG
MS24585-184	MS24585-1184	MS24585-2184	MS24585-C184			12.70	3.75			4.24	6.12	12.38	BF	BG	BF	BG
MS24585-185	MS24585-1185	MS24585-2185	MS24585-C185			14.22	4.50			4.98	6.93	10.54	BF	BG	BF	BG
MS24585-186	MS24585-1186	MS24585-2186	MS24585-C186			15.75	5.25			5.82	7.72	9.04	BF	BG	BF	BG
MS24585-187	MS24585-1187	MS24585-2187	MS24585-C187			17.53	6.00			6.65	8.53	7.90	BF	BG	BF	BG
MS24585-188	MS24585-1188	MS24585-2188	MS24585-C188			19.05	6.50			7.19	9.07	7.30	BF	BG	BF	BG
MS24585-189	MS24585-1189	MS24585-2189	MS24585-C189			20.57	7.25			8.03	9.86	6.55	BF	BG	BF	BG
MS24585-190	MS24585-1190	MS24585-2190	MS24585-C190			22.35	8.00			8.86	10.67	5.92	BF	BG	BF	BG
MS24585-191	MS24585-1191	MS24585-2191	MS24585-C191			23.88	8.50			9.40	11.20	5.59	BF	BG	BF	BG
MS24585-192	MS24585-1192	MS24585-2192	MS24585-C192			25.40	9.00			9.96	11.73	5.27	BF	BG	BF	BG
MS24585-193	MS24585-1193	MS24585-2193	MS24585-C193			28.45	10.00			11.07	12.80	4.75	BF	BG	BF	BG
MS24585-194	MS24585-1194	MS24585-2194	MS24585-C194			31.75	11.25			12.45	14.12	4.22	BF	BG	BF	BG
MS24585-195	MS24585-1195	MS24585-2195	MS24585-C195			35.05	12.50			13.84	15.47	3.80	BF	BG	BF	BG
MS24585-196	MS24585-1196	MS24585-2196	MS24585-C196			38.10	13.75			15.21	16.79	3.45	BF	BG	BF	BG
MS24585-197	MS24585-1197		MS24585-C197		1.14	9.65	2.50	0.98	63.43	2.44	5.13	26.01	BF	BG		BG
MS24585-198	MS24585-1198		MS24585-C198			11.18	3.25			3.18	5.99	19.98	BF	BG		BG
MS24585-199	MS24585-1199		MS24585-C199			12.70	4.00			3.91	6.86	16.22	BF	BG		BG
MS24585-200	MS24585-1200		MS24585-C200			14.22	4.75			4.62	7.72	13.71	BF	BG		BG
MS24585-201	MS24585-1201		MS24585-C201			15.75	5.50			5.36	8.56	11.84	BF	BG		BG
MS24585-202	MS24585-1202		MS24585-C202			17.53	6.00			5.84	9.14	10.86	BF	BG		BG
MS24585-203	MS24585-1203		MS24585-C203			19.05	6.75			6.58	10.01	9.63	BF	BG		BG
MS24585-204	MS24585-1204		MS24585-C204			20.57	7.25			7.06	10.57	8.98	BF	BG		BG
MS24585-205	MS24585-1205		MS24585-C205			22.35	8.00			7.80	11.43	8.13	BF	BG		BG
MS24585-206	MS24585-1206		MS24585-C206			23.88	8.75			8.53	12.29	7.43	BF	BG		BG
MS24585-207	MS24585-1207		MS24585-C207			25.40	9.25			9.02	12.85	7.04	BF	BG		BG
MS24585-208	MS24585-1208		MS24585-C208			28.45	10.25			10.01	14.00	6.34	BF	BG		BG
MS24585-209	MS24585-1209		MS24585-C209			31.75	11.50			11.20	15.42	5.66	BF	BG		BG
MS24585-210	MS24585-1210		MS24585-C210			35.05	12.75			12.45	16.87	5.10	BF	BG		BG
MS24585-211	MS24585-1211		MS24585-C211			38.10	14.00			13.67	18.29	4.64	BF	BG		BG
MS24585-212	MS24585-1212	MS24585-2212	MS24585-C212	9.14	0.56	12.70	2.00	4.53	7.22	9.04	2.24	0.79	BF	BG	BF	BG
MS24585-213	MS24585-1213	MS24585-2213	MS24585-C213			15.75	2.25			10.19	2.36	0.70	BF	BG	BF	BG
MS24585-214	MS24585-1214	MS24585-2214	MS24585-C214			17.53	2.50			11.30	2.51	0.63	BF	BG	BF	BG
MS24585-215	MS24585-1215	MS24585-2215	MS24585-C215			19.05	2.75			12.45	2.64	0.58	BF	BG	BF	BG
MS24585-216	MS24585-1216	MS24585-2216	MS24585-C216			20.57	3.00			13.59	2.79	0.53	BF	BG	BF	BG
MS24585-217	MS24585-1217	MS24585-2217	MS24585-C217			22.35	3.25			14.71	2.92	0.49	BF	BG	BF	BG
MS24585-218	MS24585-1218	MS24585-2218	MS24585-C218			23.88	3.50			15.85	3.07	0.46	BF	BG	BF	BG
MS24585-219	MS24585-1219	MS24585-2219	MS24585-C219			25.40	3.75			16.97	3.20	0.42	BF	BG	BF	BG
MS24585-220	MS24585-1220		MS24585-C220		0.66	12.70	2.00	3.62	11.66	7.24	2.64	1.61	BF	BG		BG
MS24585-221	MS24585-1221		MS24585-C221			14.22	2.25			8.15	2.79	1.44	BF	BG		BG
MS24585-222	MS24585-1222		MS24585-C222			15.75	2.50			9.04	2.97	1.30	BF	BG		BG
MS24585-223	MS24585-1223		MS24585-C223			17.53	2.75			9.96	3.12	1.17	BF	BG		BG
MS24585-224	MS24585-1224		MS24585-C224			19.05	3.00			10.85	3.30	1.07	BF	BG		BG
MS24585-225	MS24585-1225		MS24585-C225			20.57	3.25			11.76	3.45	1.00	BF	BG		BG
MS24585-226	MS24585-1226		MS24585-C226			22.35	3.75			13.56	3.78	0.86	BF	BG		BG
MS24585-227	MS24585-1227		MS24585-C227			23.88	4.00			14.48	3.96	0.81	BF	BG		BG
MS24585-228	MS24585-1228		MS24585-C228			25.40	4.50			16.28	4.29	0.72	BF	BG		BG
MS24585-229	MS24585-1229		MS24585-C229			28.45	4.75			17.20	4.45	0.68	BF	BG		BG
MS24585-230	MS24585-1230	MS24585-2230	MS24585-C230		0.81	12.70	2.50	2.68	20.99	6.68	3.66	3.13	BF	BG	BF	BG
MS24585-231	MS24585-1231	MS24585-2231	MS24585-C231			14.22	2.75			7.37	3.86	2.85	BF	BG	BF	BG
MS24585-232	MS24585-1232	MS24585-2232	MS24585-C232			15.75	3.00			8.03	4.06	2.61	BF	BG	BF	BG
MS24585-233	MS24585-1233	MS24585-2233	MS24585-C233			17.53	3.50			9.37	4.47	2.24	BF	BG	BF	BG
MS24585-234	MS24585-1234	MS24585-2234	MS24585-C234			19.05	3.75			10.03	4.67	2.08	BF	BG	BF	BG
MS24585-235	MS24585-1235	MS24585-2235	MS24585-C235			20.57	4.00			10.72	4.88	1.96	BF	BG	BF	BG
MS24585-236	MS24585-1236	MS24585-2236	MS24585-C236			22.35	4.50			12.04	5.28	1.73	BF	BG	BF	BG
MS24585-237	MS24585-1237	MS24585-2237	MS24585-C237			23.88	4.75			12.73	5.49	1.65	BF	BG	BF	BG
MS24585-238	MS24585-1238	MS24585-2238	MS24585-C238			25.40	5.25			14.05	5.89	1.49	BF	BG	BF	BG
MS24585-239	MS24585-1239	MS24585-2239	MS24585-C239			28.45	6.00			16.05	6.50	1.31	BF	BG	BF	BG
MS24585-240	MS24585-1240	MS24585-2240	MS24585-C240			35.05	7.50			20.07	7.72	1.05	BF	BG	BF	BG



SPECIALITY STOCK PARTS: MIL-SPEC – COMPRESSION

● Ends are Ground. (MS24585)

LEE STOCK NUMBER				OD	WD	FREE LENGTH	ACTIVE COILS	DEFLECTION PER COIL	LOAD	DEFLECTION	SOLID HEIGHT	RATE	PRICE GROUP							
MUSIC WIRE			STAINLESS STEEL										U	C	Z	S				
UNPLATED (U)	CAD. PLATE (C)	ZINC PLATE (Z)	PASSIVATED (S)	MM	MM	MM		MM	N	MM	MM	N/MM								
MS24585-241	MS24585-1241	MS24585-2241	MS24585-C241	9.14	0.81	38.10	8.25	2.68	20.99	22.07	8.33	0.95	BF	BF	BF	BF				
MS24585-242	MS24585-1242		MS24585-C242		0.97	11.18	2.50	2.07	33.94	5.18	4.34	6.55	BF	BF			BF			
MS24585-243	MS24585-1243		MS24585-C243			12.70	2.75			5.69	4.57	5.97	BF	BF			BF			
MS24585-244	MS24585-1244		MS24585-C244			14.22	3.25			6.73	5.05	5.04	BF	BF			BF			
MS24585-245	MS24585-1245		MS24585-C245			15.75	3.75			7.77	5.54	4.36	BF	BF			BF			
MS24585-246	MS24585-1246		MS24585-C246			17.53	4.25			8.79	6.02	3.87	BF	BF			BF			
MS24585-247	MS24585-1247		MS24585-C247			19.05	4.50			9.32	6.27	3.64	BF	BF			BF			
MS24585-248	MS24585-1248		MS24585-C248			20.57	5.00			10.34	6.76	3.27	BF	BF			BF			
MS24585-249	MS24585-1249		MS24585-C249			22.35	5.50			11.38	7.24	2.98	BF	BF			BF			
MS24585-250	MS24585-1250		MS24585-C250			23.88	6.00			12.42	7.72	2.73	BF	BF			BF			
MS24585-251	MS24585-1251		MS24585-C251			25.40	6.25			12.93	7.95	2.63	BF	BF			BF			
MS24585-252	MS24585-1252		MS24585-C252			28.45	7.25			15.01	8.92	2.26	BF	BF			BF			
MS24585-253	MS24585-1253		MS24585-C253			31.75	8.00			16.56	9.65	2.05	BF	BF			BF			
MS24585-254	MS24585-1254		MS24585-C254			35.05	9.00			18.62	10.62	1.82	BF	BF			BF			
MS24585-255	MS24585-1255		MS24585-C255			38.10	9.75			20.19	11.33	1.68	BF	BF			BF			
MS24585-256	MS24585-1256		MS24585-C256			1.07	11.18	2.50	1.76	44.48	4.37	4.80	10.18	BF	BF			BF		
MS24585-257	MS24585-1257		MS24585-C257				12.70	3.00			5.26	5.33	8.46	BF	BF			BF		
MS24585-258	MS24585-1258		MS24585-C258				14.22	3.50			6.15	5.87	7.23	BF	BF			BF		
MS24585-259	MS24585-1259		MS24585-C259				15.75	3.75			6.58	6.12	6.76	BF	BF			BF		
MS24585-260	MS24585-1260		MS24585-C260				17.53	4.25			7.47	6.65	5.95	BF	BF			BF		
MS24585-261	MS24585-1261		MS24585-C261				19.05	4.75			8.33	7.19	5.34	BF	BF			BF		
MS24585-262	MS24585-1262		MS24585-C262				20.57	5.25			9.22	7.72	4.82	BF	BF			BF		
MS24585-263	MS24585-1263		MS24585-C263				22.35	5.75			10.08	8.26	4.41	BF	BF			BF		
MS24585-264	MS24585-1264		MS24585-C264				23.88	6.25			10.97	8.79	4.05	BF	BF			BF		
MS24585-265	MS24585-1265		MS24585-C265				25.40	6.75			11.84	9.32	3.77	BF	BF			BF		
MS24585-266	MS24585-1266	MS24585-C266		28.45	7.75		13.59	10.39			3.27	BF	BF			BF				
MS24585-267	MS24585-1267	MS24585-C267		31.75	8.50		14.91	11.20			2.98	BF	BF			BF				
MS24585-268	MS24585-1268	MS24585-C268		35.05	9.25		16.23	11.99			2.73	BF	BF			BF				
MS24585-269	MS24585-1269	MS24585-C269		38.10	10.00		17.55	12.80			2.54	BF	BF			BF				
MS24585-270	MS24585-1270	MS24585-2270	MS24585-C270	1.14	11.18		2.50	1.56			53.78	3.89	5.13	13.84	BF	BF	BF	BF	BF	
MS24585-271	MS24585-1271	MS24585-2271	MS24585-C271		12.70	3.00	4.67		5.72	11.51		BF	BF	BF	BF	BF				
MS24585-272	MS24585-1272	MS24585-2272	MS24585-C272		14.22	3.50	5.46		6.27	9.84		BF	BF	BF	BF	BF				
MS24585-273	MS24585-1273	MS24585-2273	MS24585-C273		15.75	4.00	6.25		6.86	8.60		BF	BF	BF	BF	BF				
MS24585-274	MS24585-1274	MS24585-2274	MS24585-C274		17.53	4.50	7.01		7.42	7.67		BF	BF	BF	BF	BF				
MS24585-275	MS24585-1275	MS24585-2275	MS24585-C275		19.05	5.00	7.80		8.00	6.90		BF	BF	BF	BF	BF				
MS24585-276	MS24585-1276	MS24585-2276	MS24585-C276		20.57	5.50	8.59		8.56	6.27		BF	BF	BF	BF	BF				
MS24585-277	MS24585-1277	MS24585-2277	MS24585-C277		22.35	6.00	9.35		9.14	5.74		BF	BF	BF	BF	BF				
MS24585-278	MS24585-1278	MS24585-2278	MS24585-C278		23.88	6.50	10.13		9.70	5.31		BF	BF	BF	BF	BF				
MS24585-279	MS24585-1279	MS24585-2279	MS24585-C279		25.40	7.00	10.92		10.29	4.92		BF	BF	BF	BF	BF				
MS24585-280	MS24585-1280	MS24585-2280	MS24585-C280		28.45	8.00	12.47		11.43	4.31		BF	BF	BF	BF	BF				
MS24585-281	MS24585-1281	MS24585-2281	MS24585-C281		31.75	9.00	14.02		12.57	3.84		BF	BF	BF	BF	BF				
MS24585-282	MS24585-1282	MS24585-2282	MS24585-C282		35.05	10.00	15.60		13.72	3.45		BF	BF	BF	BF	BF				
MS24585-283	MS24585-1283	MS24585-2283	MS24585-C283		38.10	11.00	17.15		14.86	3.13		BF	BF	BF	BF	BF				
MS24585-284	MS24585-1284	MS24585-2284	MS24585-C284		11.43	0.97	15.75		2.50	3.50		27.43	8.74	4.34	3.13	BF	BF	BF	BF	
MS24585-285	MS24585-1285	MS24585-2285	MS24585-C285	17.53			2.75	9.63	4.57		2.85		BF	BF	BF	BF	BF			
MS24585-286	MS24585-1286	MS24585-2286	MS24585-C286	19.05			3.00	10.49	4.83		2.61		BF	BF	BF	BF	BF			
MS24585-287	MS24585-1287	MS24585-2287	MS24585-C287	20.57			3.25	11.38	5.05		2.42		BF	BF	BF	BF	BF			
MS24585-288	MS24585-1288	MS24585-2288	MS24585-C288	22.35			3.50	12.24	5.31		2.24		BF	BF	BF	BF	BF			
MS24585-289	MS24585-1289	MS24585-2289	MS24585-C289	23.88			3.75	13.13	5.54		2.08		BF	BF	BF	BF	BF			
MS24585-290	MS24585-1290	MS24585-2290	MS24585-C290	25.40			4.00	14.00	5.79		1.96		BF	BF	BF	BF	BF			
MS24585-291	MS24585-1291	MS24585-2291	MS24585-C291	28.45			4.75	16.61	6.50		1.65		BF	BF	BF	BF	BF			
MS24585-292	MS24585-1292	MS24585-2292	MS24585-C292	31.75			5.25	18.36	6.99		1.49		BF	BF	BF	BF	BF			
MS24585-293	MS24585-1293	MS24585-2293	MS24585-C293	35.05			5.75	20.12	7.47		1.37		BF	BF	BF	BF	BF			
MS24585-294	MS24585-1294	MS24585-2294	MS24585-C294	38.10			6.50	22.76	8.20		1.21		BF	BF	BF	BF	BF			
MS24585-295	MS24585-1295		MS24585-C295	1.07			15.75	2.50	3.00		36.19		7.52	4.80	4.82	BF	BF			BF
MS24585-296	MS24585-1296		MS24585-C296				17.53	3.00					8.99	5.33	4.03	BF	BF			BF
MS24585-297	MS24585-1297		MS24585-C297				19.05	3.25					9.75	5.59	3.71	BF	BF			BF
MS24585-298	MS24585-1298		MS24585-C298				20.57	3.50					10.52	5.87	3.43	BF	BF			BF
MS24585-299	MS24585-1299		MS24585-C299		22.35	4.00	12.01	6.40		3.01		BF	BF			BF				
MS24585-300	MS24585-1300		MS24585-C300		23.88	4.25	12.78	6.65		2.84		BF	BF			BF				

SPECIALITY STOCK PARTS: MIL-SPEC – COMPRESSION



● Ends are Ground. (MS24585)

LEE STOCK NUMBER				OD	WD	FREE LENGTH	ACTIVE COILS	DEFLECTION PER COIL	LOAD	DEFLECTION	SOLID HEIGHT	RATE	PRICE GROUP							
MUSIC WIRE			STAINLESS STEEL										U	C	Z	S				
UNPLATED (U)	CAD. PLATE (C)	ZINC PLATE (Z)	PASSIVATED (S)	MM	MM	MM		MM	N	MM	MM	N/MM								
MS24585-301	MS24585-1301		MS24585-C301	11.43	1.07	25.40	4.50	3.00	36.19	13.51	6.93	2.68	BF	BG		BG				
MS24585-302	MS24585-1302		MS24585-C302			28.45	5.00			15.01	7.47	2.40	BG	BH		BH				
MS24585-303	MS24585-1303		MS24585-C303			31.75	5.75			17.27	8.26	2.10	BG	BH		BH				
MS24585-304	MS24585-1304		MS24585-C304			35.05	6.50			19.53	9.07	1.86	BG	BH		BH				
MS24585-305	MS24585-1305		MS24585-C305			38.10	7.25			21.79	9.86	1.66	BG	BH		BH				
MS24585-306	MS24585-1306	MS24585-2306	MS24585-C306		1.14	14.22	2.50	2.68	43.53	6.71	5.13	6.50	BF	BG	BF	BG				
MS24585-307	MS24585-1307	MS24585-2307	MS24585-C307			15.75	2.75			7.39	5.44	5.88	BF	BG	BF	BG				
MS24585-308	MS24585-1308	MS24585-2308	MS24585-C308			17.53	3.25			8.71	5.99	4.99	BF	BG	BF	BG				
MS24585-309	MS24585-1309	MS24585-2309	MS24585-C309			19.05	3.50			9.40	6.27	4.62	BF	BG	BF	BG				
MS24585-310	MS24585-1310	MS24585-2310	MS24585-C310			20.57	3.75			10.06	6.58	4.33	BF	BG	BF	BG				
MS24585-311	MS24585-1311	MS24585-2311	MS24585-C311			22.35	4.25			11.40	7.14	3.80	BF	BG	BF	BG				
MS24585-312	MS24585-1312	MS24585-2312	MS24585-C312			23.88	4.50			12.09	7.42	3.59	BF	BG	BF	BG				
MS24585-313	MS24585-1313	MS24585-2313	MS24585-C313			25.40	4.75			12.75	7.72	3.42	BF	BG	BF	BG				
MS24585-314	MS24585-1314	MS24585-2314	MS24585-C314			28.45	5.50			14.76	8.56	2.94	BG	BH	BG	BH				
MS24585-315	MS24585-1315	MS24585-2315	MS24585-C315			31.75	6.00			16.10	9.14	2.70	BG	BH	BG	BH				
MS24585-316	MS24585-1316	MS24585-2316	MS24585-C316			35.05	6.75			18.11	10.01	2.40	BG	BH	BG	BH				
MS24585-317	MS24585-1317	MS24585-2317	MS24585-C317			38.10	7.50			20.14	10.85	2.15	BG	BH	BG	BH				
MS24585-318	MS24585-1318		MS24585-C318			1.40	12.70			2.50	1.94	75.71	4.85	6.27	15.60	BF	BG		BG	
MS24585-319	MS24585-1319		MS24585-C319				14.22			2.75			5.33	6.63	14.19	BF	BG		BG	
MS24585-320	MS24585-1320		MS24585-C320				15.75			3.25			6.30	7.34	12.01	BF	BG		BG	
MS24585-321	MS24585-1321		MS24585-C321		17.53		3.75	7.26	8.03	10.42			BF	BG		BG				
MS24585-322	MS24585-1322		MS24585-C322		19.05		4.00	7.77	8.38	9.74			BF	BG		BG				
MS24585-323	MS24585-1323		MS24585-C323		20.57		4.25	8.26	8.74	9.18			BF	BG		BG				
MS24585-324	MS24585-1324		MS24585-C324		22.35		4.75	9.22	9.42	8.21			BF	BG		BG				
MS24585-325	MS24585-1325		MS24585-C325		23.88		5.25	10.19	10.13	7.43			BF	BG		BG				
MS24585-326	MS24585-1326		MS24585-C326		25.40		5.75	11.15	10.82	6.80			BF	BG		BG				
MS24585-327	MS24585-1327		MS24585-C327		28.45		6.50	12.62	11.86	5.99			BG	BH		BH				
MS24585-328	MS24585-1328		MS24585-C328		31.75		7.25	14.07	12.93	5.38			BG	BH		BH				
MS24585-329	MS24585-1329		MS24585-C329		35.05		8.00	15.52	13.97	4.87			BG	BH		BH				
MS24585-330	MS24585-1330		MS24585-C330		38.10		8.75	16.97	15.01	4.47			BG	BH		BH				
MS24585-331	MS24585-1331		MS24585-C331		12.70		0.97	15.75	2.00	4.46			24.80	8.92	3.86	2.78	BF	BG		BG
MS24585-332	MS24585-1332		MS24585-C332					17.53	2.25					10.03	4.09	2.47	BF	BG		BG
MS24585-333	MS24585-1333		MS24585-C333	19.05		2.50		11.15	4.34		2.22	BF		BG		BG				
MS24585-334	MS24585-1334		MS24585-C334	20.57		2.75		12.27	4.57		2.01	BF		BG		BG				
MS24585-335	MS24585-1335		MS24585-C335	22.35		3.00		13.39	4.83		1.86	BF		BG		BG				
MS24585-336	MS24585-1336		MS24585-C336	23.88		3.25		14.50	5.05		1.72	BF		BG		BG				
MS24585-337	MS24585-1337		MS24585-C337	25.40		3.50		15.60	5.31		1.59	BF		BG		BG				
MS24585-338	MS24585-1338		MS24585-C338	28.45		3.75		16.74	5.54		1.49	BG		BH		BH				
MS24585-339	MS24585-1339		MS24585-C339	31.75		4.25		18.97	6.02		1.31	BG		BH		BH				
MS24585-340	MS24585-1340		MS24585-C340	35.05		4.75		21.18	6.50		1.17	BG		BH		BH				
MS24585-341	MS24585-1341		MS24585-C341	38.10		5.25		23.42	6.99		1.05	BG		BH		BH				
MS24585-342	MS24585-1342		MS24585-C342	1.07		14.22		2.00	3.84		32.63	7.67		4.27	4.26	BF	BG		BG	
MS24585-343	MS24585-1343		MS24585-C343			15.75		2.25				8.64		4.52	3.78	BF	BG		BG	
MS24585-344	MS24585-1344		MS24585-C344			17.53		2.50				9.60		4.80	3.40	BF	BG		BG	
MS24585-345	MS24585-1345		MS24585-C345			19.05		2.75				10.57		5.05	3.08	BF	BG		BG	
MS24585-346	MS24585-1346		MS24585-C346		20.57	3.00	11.53	5.33		2.82		BF	BG		BG					
MS24585-347	MS24585-1347		MS24585-C347		22.35	3.25	12.50	5.59		2.61		BF	BG		BG					
MS24585-348	MS24585-1348		MS24585-C348		23.88	3.50	13.44	5.87		2.43		BF	BG		BG					
MS24585-349	MS24585-1349		MS24585-C349		25.40	3.75	14.40	6.12		2.26		BF	BG		BG					
MS24585-350	MS24585-1350		MS24585-C350		28.45	4.25	16.33	6.65		2.00		BG	BH		BH					
MS24585-351	MS24585-1351		MS24585-C351		31.75	4.75	18.26	7.19		1.79		BG	BH		BH					
MS24585-352	MS24585-1352		MS24585-C352		35.05	5.25	20.17	7.72		1.61		BG	BH		BH					
MS24585-353	MS24585-1353		MS24585-C353		38.10	5.75	22.10	8.26		1.47		BG	BH		BH					
MS24585-354	MS24585-1354	MS24585-2354	MS24585-C354		1.14	14.22	2.00	3.45		39.46		6.88	4.57	5.73	BF	BG	BF	BG		
MS24585-355	MS24585-1355	MS24585-2355	MS24585-C355			15.75	2.25					7.75	4.85	5.10	BF	BG	BF	BG		
MS24585-356	MS24585-1356	MS24585-2356	MS24585-C356			17.53	2.50					8.61	5.13	4.59	BF	BG	BF	BG		
MS24585-357	MS24585-1357	MS24585-2357	MS24585-C357	19.05		2.75	9.47		5.44		4.17	BF	BG	BF	BG					
MS24585-358	MS24585-1358	MS24585-2358	MS24585-C358	20.57		3.00	10.34		5.72		3.82	BF	BG	BF	BG					
MS24585-359	MS24585-1359	MS24585-2359	MS24585-C359	22.35		3.50	12.07		6.27		3.27	BF	BG	BF	BG					
MS24585-360	MS24585-1360	MS24585-2360	MS24585-C360	23.88		3.75	12.93		6.58		3.05	BF	BG	BF	BG					



SPECIALITY STOCK PARTS: MIL-SPEC – COMPRESSION

● Ends are Ground. (MS24585)

LEE STOCK NUMBER				OD	WD	FREE LENGTH	ACTIVE COILS	DEFLECTION PER COIL	LOAD	DEFLECTION	SOLID HEIGHT	RATE	PRICE GROUP				
MUSIC WIRE			STAINLESS STEEL										U	C	Z	S	
UNPLATED (U)	CAD. PLATE (C)	ZINC PLATE (Z)	PASSIVATED (S)	MM	MM	MM		MM	N	MM	N/MM						
MS24585-361	MS24585-1361	MS24585-2361	MS24585-C361	12.70	1.14	25.40	4.00	3.45	39.46	13.79	6.86	2.85	BF	BG	BF	BG	
MS24585-362	MS24585-1362	MS24585-2362	MS24585-C362			28.45	4.50			15.52	7.42	2.54	BG	BH	BG	BH	
MS24585-363	MS24585-1363	MS24585-2363	MS24585-C363			31.75	5.00			17.25	8.00	2.29	BG	BH	BG	BH	
MS24585-364	MS24585-1364	MS24585-2364	MS24585-C364			35.05	5.50			18.97	8.56	2.08	BG	BH	BG	BH	
MS24585-365	MS24585-1365	MS24585-2365	MS24585-C365			38.10	6.00			20.70	9.14	1.91	BG	BJ	BG	BJ	
MS24585-366	MS24585-1366		MS24585-C366			1.40	12.70	2.00	2.51	68.59	5.03	5.59	13.64	BF	BH		BH
MS24585-367	MS24585-1367		MS24585-C367				14.22	2.25			5.66	5.94	12.10	BF	BH		BH
MS24585-368	MS24585-1368		MS24585-C368				15.75	2.75			6.91	6.63	9.93	BF	BH		BH
MS24585-369	MS24585-1369		MS24585-C369				17.53	3.00			7.54	6.99	9.09	BF	BH		BH
MS24585-370	MS24585-1370		MS24585-C370				19.05	3.25			8.18	7.34	8.39	BF	BH		BH
MS24585-371	MS24585-1371		MS24585-C371		20.57		3.75	9.42			8.03	7.29	BF	BH		BH	
MS24585-372	MS24585-1372		MS24585-C372		22.35		4.00	10.06			8.38	6.81	BF	BH		BH	
MS24585-373	MS24585-1373		MS24585-C373		23.88		4.50	11.30			9.07	6.06	BF	BH		BH	
MS24585-374	MS24585-1374		MS24585-C374		25.40		4.75	11.94			9.42	5.74	BF	BH		BH	
MS24585-375	MS24585-1375		MS24585-C375		28.45		5.25	13.21			10.13	5.18	BG	BH		BH	
MS24585-376	MS24585-1376		MS24585-C376		31.75	6.00	15.09	11.18	4.54	BG	BH		BH				
MS24585-377	MS24585-1377		MS24585-C377		35.05	6.50	16.33	11.86	4.20	BG	BH		BH				
MS24585-378	MS24585-1378		MS24585-C378		38.10	7.25	18.24	12.93	3.77	BG	BH		BH				
MS24585-379	MS24585-1379	MS24585-2379	MS24585-C379		13.97	0.97	19.05	2.00	5.52	22.43	11.05	3.86	2.03	BF	BH	BF	BH
MS24585-380	MS24585-1380	MS24585-2380	MS24585-C380				20.57	2.30			12.70	4.14	1.77	BF	BH	BF	BH
MS24585-381	MS24585-1381	MS24585-2381	MS24585-C381	22.35			2.50	13.79			4.34	1.63	BF	BH	BF	BH	
MS24585-382	MS24585-1382	MS24585-2382	MS24585-C382	23.88			2.70	14.91			4.55	1.51	BF	BH	BF	BH	
MS24585-383	MS24585-1383	MS24585-2383	MS24585-C383	25.40			2.90	16.00			4.72	1.40	BF	BH	BF	BH	
MS24585-384	MS24585-1384	MS24585-2384	MS24585-C384	28.45			3.30	18.21			5.11	1.23	BG	BH	BG	BH	
MS24585-385	MS24585-1385	MS24585-2385	MS24585-C385	31.75			3.60	19.89			5.41	1.12	BG	BH	BG	BH	
MS24585-386	MS24585-1386	MS24585-2386	MS24585-C386	35.05			4.00	22.10			5.79	1.02	BG	BH	BG	BH	
MS24585-387	MS24585-1387	MS24585-2387	MS24585-C387	38.10			4.40	24.28			6.17	0.93	BG	BH	BG	BH	
MS24585-388	MS24585-1388	MS24585-2388	MS24585-C388	1.14			15.75	2.00			4.30	35.99	8.61	4.57	4.19	BF	BH
MS24585-389	MS24585-1389	MS24585-2389	MS24585-C389			17.53	2.25	9.68	4.85	3.71			BF	BH	BF	BH	
MS24585-390	MS24585-1390	MS24585-2390	MS24585-C390			19.05	2.50	10.74	5.13	3.35			BF	BH	BF	BH	
MS24585-391	MS24585-1391	MS24585-2391	MS24585-C391			20.57	2.70	11.61	5.36	3.10			BF	BH	BF	BH	
MS24585-392	MS24585-1392	MS24585-2392	MS24585-C392			22.35	2.95	12.70	5.66	2.84			BF	BH	BF	BH	
MS24585-393	MS24585-1393	MS24585-2393	MS24585-C393			23.88	3.20	13.77	5.94	2.61			BF	BH	BF	BH	
MS24585-394	MS24585-1394	MS24585-2394	MS24585-C394			25.40	3.40	14.63	6.17	2.45			BF	BH	BF	BH	
MS24585-395	MS24585-1395	MS24585-2395	MS24585-C395			28.45	3.85	16.56	6.68	2.17			BG	BH	BG	BH	
MS24585-396	MS24585-1396	MS24585-2396	MS24585-C396			31.75	4.35	18.72	7.26	1.93			BG	BH	BG	BH	
MS24585-397	MS24585-1397	MS24585-2397	MS24585-C397			35.05	4.80	20.65	7.77	1.73			BG	BH	BG	BH	
MS24585-398	MS24585-1398	MS24585-2398	MS24585-C398	38.10		5.30	22.81	8.33	1.58	BG	BH	BG	BH				
MS24585-399	MS24585-1399		MS24585-C399	1.40	14.22	2.00	3.15	62.50	6.30	5.59	9.91	BF	BG		BG		
MS24585-400	MS24585-1400		MS24585-C400		15.75	2.25			7.09	5.94	8.81	BF	BG		BG		
MS24585-401	MS24585-1401		MS24585-C401		17.53	2.65			8.36	6.50	7.48	BF	BG		BG		
MS24585-402	MS24585-1402		MS24585-C402		19.05	2.90			9.14	6.83	6.83	BF	BG		BG		
MS24585-403	MS24585-1403		MS24585-C403		20.57	3.20			10.08	7.26	6.20	BF	BG		BG		
MS24585-404	MS24585-1404		MS24585-C404		22.35	3.50			11.02	7.67	5.67	BF	BG		BG		
MS24585-405	MS24585-1405		MS24585-C405		23.88	3.80			11.96	8.10	5.22	BF	BG		BG		
MS24585-406	MS24585-1406		MS24585-C406		25.40	4.10			12.93	8.51	4.83	BF	BG		BG		
MS24585-407	MS24585-1407		MS24585-C407		28.45	4.60			14.50	9.22	4.31	BG	BH		BH		
MS24585-408	MS24585-1408		MS24585-C408		31.75	5.20			16.38	10.06	3.82	BG	BH		BH		
MS24585-409	MS24585-1409		MS24585-C409	35.05	5.80	18.29	10.90	3.42	BG	BH		BH					
MS24585-410	MS24585-1410		MS24585-C410	38.10	6.40	20.17	11.73	3.10	BG	BH		BH					
MS24585-411	MS24585-1411	MS24585-2411	MS24585-C411	1.60	14.22	2.20	2.55	90.43	5.59	6.73	16.18	BF	BH	BF	BH		
MS24585-412	MS24585-1412	MS24585-2412	MS24585-C412		15.75	2.50			6.35	7.19	14.24	BF	BH	BF	BH		
MS24585-413	MS24585-1413	MS24585-2413	MS24585-C413		17.53	2.90			7.37	7.85	12.28	BF	BH	BF	BH		
MS24585-414	MS24585-1414	MS24585-2414	MS24585-C414		19.05	3.20			8.13	8.33	11.12	BF	BH	BF	BH		
MS24585-415	MS24585-1415	MS24585-2415	MS24585-C415		20.57	3.50			8.89	8.79	10.18	BF	BH	BF	BH		
MS24585-416	MS24585-1416	MS24585-2416	MS24585-C416		22.35	3.80			9.65	9.27	9.37	BF	BH	BF	BH		
MS24585-417	MS24585-1417	MS24585-2417	MS24585-C417		23.88	4.20			10.67	9.93	8.48	BF	BH	BF	BH		
MS24585-418	MS24585-1418	MS24585-2418	MS24585-C418		25.40	4.50			11.43	10.39	7.92	BG	BJ	BG	BJ		
MS24585-419	MS24585-1419	MS24585-2419	MS24585-C419		28.45	5.10			12.98	11.35	6.97	BG	BJ	BG	BJ		
MS24585-420	MS24585-1420	MS24585-2420	MS24585-C420		31.75	5.70			14.50	12.32	6.23	BG	BJ	BG	BJ		

SPECIALITY STOCK PARTS: MIL-SPEC – COMPRESSION



● Ends are Ground. (MS24585)

LEE STOCK NUMBER				OD	WD	FREE LENGTH	ACTIVE COILS	DEFLECTION PER COIL	LOAD	DEFLECTION	SOLID HEIGHT	RATE	PRICE GROUP			
MUSIC WIRE			STAINLESS STEEL										U	C	Z	S
UNPLATED (U)	CAD. PLATE (C)	ZINC PLATE (Z)	PASSIVATED (S)	MM	MM	MM		MM	N	MM	MM	N/MM				
MS24585-421	MS24585-1421	MS24585-2421	MS24585-C421	13.97	1.60	35.05	6.40	2.55	90.43	16.28	13.44	5.55	BG	BJ	BG	BJ
MS24585-422	MS24585-1422	MS24585-2422	MS24585-C422			38.10	7.00			17.81	14.40	5.08	BG	BJ	BG	BJ
MS24585-423	MS24585-1423		MS24585-C423	16.51	1.07	22.35	2.00	6.99	25.42	13.97	4.27	1.82	BF	BH		BH
MS24585-424	MS24585-1424		MS24585-C424			23.88	2.10			14.68	4.37	1.73	BG	BJ		BJ
MS24585-425	MS24585-1425		MS24585-C425			25.40	2.30			16.08	4.60	1.58	BG	BJ		BJ
MS24585-426	MS24585-1426		MS24585-C426			28.45	2.60			18.16	4.90	1.40	BG	BJ		BJ
MS24585-427	MS24585-1427		MS24585-C427			31.75	2.90			20.27	5.23	1.26	BG	BJ		BJ
MS24585-428	MS24585-1428		MS24585-C428			35.05	3.20			22.35	5.54	1.14	BG	BJ		BJ
MS24585-429	MS24585-1429		MS24585-C429			38.10	3.50			24.46	5.87	1.03	BG	BJ		BJ
MS24585-430	MS24585-1430	MS24585-2430	MS24585-C430		1.14	22.35	2.10	6.30	30.67	13.23	4.67	2.31	BF	BH	BF	BH
MS24585-431	MS24585-1431	MS24585-2431	MS24585-C431			23.88	2.30			14.48	4.90	2.12	BG	BJ	BG	BJ
MS24585-432	MS24585-1432	MS24585-2432	MS24585-C432			25.40	2.50			15.75	5.13	1.94	BG	BJ	BG	BJ
MS24585-433	MS24585-1433	MS24585-2433	MS24585-C433			28.45	2.80			17.65	5.49	1.73	BG	BJ	BG	BJ
MS24585-434	MS24585-1434	MS24585-2434	MS24585-C434			31.75	3.10			19.53	5.82	1.58	BG	BJ	BG	BJ
MS24585-435	MS24585-1435	MS24585-2435	MS24585-C435			35.05	3.50			22.05	6.27	1.38	BG	BJ	BG	BJ
MS24585-436	MS24585-1436	MS24585-2436	MS24585-C436			38.10	3.80			23.95	6.63	1.28	BG	BJ	BG	BJ
MS24585-437	MS24585-1437		MS24585-C437		1.40	19.05	2.10	4.68	53.42	9.83	5.72	5.43	BH	BJ		BJ
MS24585-438	MS24585-1438		MS24585-C438			20.57	2.30			10.77	5.99	4.96	BH	BJ		BJ
MS24585-439	MS24585-1439		MS24585-C439			22.35	2.60			12.17	6.43	4.40	BH	BJ		BJ
MS24585-440	MS24585-1440		MS24585-C440			23.88	2.80			13.11	6.71	4.08	BH	BJ		BJ
MS24585-441	MS24585-1441		MS24585-C441			25.40	3.00			14.05	6.99	3.80	BH	BJ		BJ
MS24585-442	MS24585-1442		MS24585-C442			28.45	3.40			15.93	7.54	3.36	BH	BJ		BJ
MS24585-443	MS24585-1443		MS24585-C443			31.75	3.80			17.78	8.10	3.01	BH	BJ		BJ
MS24585-444	MS24585-1444		MS24585-C444			35.05	4.30			20.12	8.79	2.66	BH	BJ		BJ
MS24585-445	MS24585-1445		MS24585-C445			38.10	4.70			22.00	9.35	2.43	BH	BJ		BJ
MS24585-446	MS24585-1446	MS24585-2446	MS24585-C446		1.60	17.53	2.15	3.81	77.22	8.18	6.63	9.44	BH	BJ	BH	BJ
MS24585-447	MS24585-1447	MS24585-2447	MS24585-C447			19.05	2.40			9.14	7.04	8.44	BH	BJ	BH	BJ
MS24585-448	MS24585-1448	MS24585-2448	MS24585-C448			20.57	2.65			10.08	7.44	7.65	BH	BJ	BH	BJ
MS24585-449	MS24585-1449	MS24585-2449	MS24585-C449			22.35	2.90			11.05	7.85	6.99	BH	BJ	BH	BJ
MS24585-450	MS24585-1450	MS24585-2450	MS24585-C450			23.88	3.10			11.81	8.15	6.53	BH	BJ	BH	BJ
MS24585-451	MS24585-1451	MS24585-2451	MS24585-C451			25.40	3.40			12.95	8.64	5.95	BH	BJ	BH	BJ
MS24585-452	MS24585-1452	MS24585-2452	MS24585-C452			28.45	3.80			14.48	9.27	5.34	BJ	BJ	BJ	BJ
MS24585-453	MS24585-1453	MS24585-2453	MS24585-C453			31.75	4.30			16.36	10.08	4.73	BJ	BJ	BJ	BJ
MS24585-454	MS24585-1454	MS24585-2454	MS24585-C454			35.05	4.80			18.26	10.87	4.22	BJ	BJ	BJ	BJ
MS24585-455	MS24585-1455	MS24585-2455	MS24585-C455			38.10	5.30			20.17	11.68	3.84	BJ	BJ	BJ	BJ
MS24585-456	MS24585-1456		MS24585-C456	17.78	1.07	25.40	2.00	8.25	23.68	16.51	4.27	1.44	BG	BJ		BJ
MS24585-457	MS24585-1457		MS24585-C457			28.45	2.20			18.14	4.47	1.31	BG	BJ		BJ
MS24585-458	MS24585-1458		MS24585-C458			31.75	2.50			20.62	4.80	1.16	BG	BJ		BJ
MS24585-459	MS24585-1459		MS24585-C459			35.05	2.80			23.09	5.13	1.03	BG	BJ		BJ
MS24585-460	MS24585-1460		MS24585-C460			38.10	3.10			25.43	5.44	0.93	BG	BJ		BJ
MS24585-461	MS24585-1461	MS24585-2461	MS24585-C461		1.14	25.40	2.10	7.45	28.56	15.65	4.67	1.82	BG	BJ	BG	BJ
MS24585-462	MS24585-1462	MS24585-2462	MS24585-C462			28.45	2.40			17.88	5.03	1.59	BG	BJ	BG	BJ
MS24585-463	MS24585-1463	MS24585-2463	MS24585-C463			31.75	2.70			20.12	5.36	1.42	BG	BJ	BG	BJ
MS24585-464	MS24585-1464	MS24585-2464	MS24585-C464			35.05	3.00			22.35	5.72	1.28	BG	BJ	BG	BJ
MS24585-465	MS24585-1465	MS24585-2465	MS24585-C465			38.10	3.30			24.56	5.99	1.16	BG	BJ	BG	BJ
MS24585-466	MS24585-1466		MS24585-C466		1.40	20.57	2.00	5.55	49.73	11.10	5.59	4.48	BG	BJ		BJ
MS24585-467	MS24585-1467		MS24585-C467			22.35	2.20			12.22	5.87	4.06	BG	BJ		BJ
MS24585-468	MS24585-1468		MS24585-C468			23.88	2.40			13.31	6.15	3.73	BG	BJ		BJ
MS24585-469	MS24585-1469		MS24585-C469			25.40	2.60			14.43	6.43	3.45	BG	BJ		BJ
MS24585-470	MS24585-1470		MS24585-C470			28.45	3.00			16.64	6.99	2.99	BG	BJ		BJ
MS24585-471	MS24585-1471		MS24585-C471			31.75	3.30			18.31	7.39	2.71	BG	BJ		BJ
MS24585-472	MS24585-1472		MS24585-C472			35.05	3.70			20.52	7.95	2.42	BG	BJ		BJ
MS24585-473	MS24585-1473		MS24585-C473			38.10	4.10			22.76	8.51	2.19	BG	BJ		BJ
MS24585-474	MS24585-1474	MS24585-2474	MS24585-C474		1.60	19.05	2.10	4.53	71.93	9.50	6.55	7.57	BG	BJ	BG	BJ
MS24585-475	MS24585-1475	MS24585-2475	MS24585-C475			20.57	2.30			10.41	6.86	6.90	BG	BJ	BG	BJ
MS24585-476	MS24585-1476	MS24585-2476	MS24585-C476			22.35	2.50			11.33	7.19	6.36	BG	BJ	BG	BJ
MS24585-477	MS24585-1477	MS24585-2477	MS24585-C477			23.88	2.70			12.22	7.52	5.88	BG	BJ	BG	BJ
MS24585-478	MS24585-1478	MS24585-2478	MS24585-C478			25.40	2.90			13.13	7.85	5.48	BG	BJ	BG	BJ
MS24585-479	MS24585-1479	MS24585-2479	MS24585-C479			28.45	3.30			14.94	8.48	4.82	BH	BJ	BH	BJ
MS24585-480	MS24585-1480	MS24585-2480	MS24585-C480			31.75	3.70			16.76	9.12	4.29	BH	BJ	BH	BJ

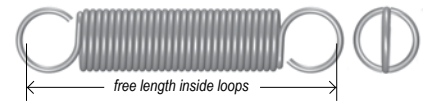


SPECIALITY STOCK PARTS: MIL-SPEC – COMPRESSION

● Ends are Ground. (MS24585)


LEE STOCK NUMBER				OD	WD	FREE LENGTH	ACTIVE COILS	DEFLECTION PER COIL	LOAD	DEFLECTION	SOLID HEIGHT	RATE	PRICE GROUP							
MUSIC WIRE			STAINLESS STEEL										U	C	Z	S				
UNPLATED (U)	CAD. PLATE (C)	ZINC PLATE (Z)	PASSIVATED (S)	MM	MM	MM		MM	N	MM	MM	N/MM								
MS24585-481	MS24585-1481	MS24585-2481	MS24585-C481	17.78	1.60	35.05	4.20	4.53	71.93	19.02	9.93	3.78	BH	BJ	BH	BJ				
MS24585-482	MS24585-1482	MS24585-2482	MS24585-C482			38.10	4.60			20.83	10.57	3.45	BH	BJ	BH	BJ				
MS24585-483	MS24585-1483		MS24585-C483		1.70	17.53	2.00	4.14	86.34	8.28	6.81	10.42	BG	BJ		BJ				
MS24585-484	MS24585-1484		MS24585-C484			19.05	2.20			9.12	7.14	9.47	BG	BJ		BJ				
MS24585-485	MS24585-1485		MS24585-C485			20.57	2.40			9.93	7.49	8.69	BG	BJ		BJ				
MS24585-486	MS24585-1486		MS24585-C486			22.35	2.60			10.77	7.82	8.02	BG	BJ		BJ				
MS24585-487	MS24585-1487		MS24585-C487			23.88	2.90			12.01	8.33	7.18	BG	BJ		BJ				
MS24585-488	MS24585-1488		MS24585-C488			25.40	3.10			12.83	8.69	6.73	BJ	BJ		BJ				
MS24585-489	MS24585-1489		MS24585-C489			28.45	3.50			14.48	9.35	5.97	BJ	BJ		BJ				
MS24585-490	MS24585-1490		MS24585-C490			31.75	4.00			16.56	10.21	5.22	BJ	BJ		BJ				
MS24585-491	MS24585-1491		MS24585-C491			35.05	4.40			18.21	10.90	4.75	BJ	BJ		BJ				
MS24585-492	MS24585-1492		MS24585-C492			38.10	4.90			20.29	11.73	4.26	BJ	BJ		BJ				
MS24585-493	MS24585-1493	MS24585-2493	MS24585-C493			19.05	1.40			22.35	2.00	6.50	46.57	13.00	5.59	3.57	BG	BJ	BG	BJ
MS24585-494	MS24585-1494	MS24585-2494	MS24585-C494							23.88	2.10			13.64	5.72	3.42	BG	BJ	BG	BJ
MS24585-495	MS24585-1495	MS24585-2495	MS24585-C495	25.40	2.30		14.43	5.99	3.12	BG	BJ	BG	BJ							
MS24585-496	MS24585-1496	MS24585-2496	MS24585-C496	28.45	2.60		16.89	6.43	2.75	BG	BJ	BG	BJ							
MS24585-497	MS24585-1497	MS24585-2497	MS24585-C497	31.75	2.90		18.85	6.83	2.47	BG	BJ	BG	BJ							
MS24585-498	MS24585-1498	MS24585-2498	MS24585-C498	35.05	3.30		21.44	7.39	2.17	BG	BJ	BG	BJ							
MS24585-499	MS24585-1499	MS24585-2499	MS24585-C499	38.10	3.60		23.39	7.82	2.00	BG	BJ	BG	BJ							
MS24585-500	MS24585-1500	MS24585-2500	MS24585-C500	1.60	20.57		2.00	5.32	67.30	10.64	6.40	6.32	BG	BJ	BG	BJ				
MS24585-501	MS24585-1501	MS24585-2501	MS24585-C501		22.35		2.20			11.71	6.73	5.74	BG	BJ	BG	BJ				
MS24585-502	MS24585-1502	MS24585-2502	MS24585-C502		23.88		2.40			12.75	7.04	5.27	BG	BJ	BG	BJ				
MS24585-503	MS24585-1503	MS24585-2503	MS24585-C503		25.40		2.60			13.82	7.37	4.87	BG	BJ	BG	BJ				
MS24585-504	MS24585-1504	MS24585-2504	MS24585-C504		28.45		2.90			15.42	7.82	4.36	BH	BJ	BH	BJ				
MS24585-505	MS24585-1505	MS24585-2505	MS24585-C505		31.75		3.30			17.55	8.48	3.84	BH	BJ	BH	BJ				
MS24585-506	MS24585-1506	MS24585-2506	MS24585-C506		35.05		3.70			19.66	9.12	3.42	BH	BJ	BH	BJ				
MS24585-507	MS24585-1507	MS24585-2507	MS24585-C507		38.10	4.10	21.79			9.75	3.08	BH	BJ	BH	BJ					
MS24585-508	MS24585-1508		MS24585-C508		1.70	19.05	1.90			4.86	80.82	9.25	6.63	8.74	BG	BJ		BJ		
MS24585-509	MS24585-1509		MS24585-C509			20.57	2.10					10.21	6.99	7.92	BG	BJ		BJ		
MS24585-510	MS24585-1510		MS24585-C510			22.35	2.30					11.18	7.32	7.23	BG	BJ		BJ		
MS24585-511	MS24585-1511		MS24585-C511			23.88	2.50					12.17	7.65	6.64	BG	BJ		BJ		
MS24585-512	MS24585-1512		MS24585-C512	25.40		2.70	13.13	8.00	6.15			BG	BJ		BJ					
MS24585-513	MS24585-1513		MS24585-C513	28.45		3.10	15.09	8.69	5.36			BH	BJ		BJ					
MS24585-514	MS24585-1514		MS24585-C514	31.75		3.50	17.02	9.35	4.75			BH	BJ		BJ					
MS24585-515	MS24585-1515		MS24585-C515	35.05		3.90	18.97	10.03	4.26			BH	BJ		BJ					
MS24585-516	MS24585-1516		MS24585-C516	38.10		4.30	20.90	10.72	3.87			BH	BJ		BJ					
MS24585-517	MS24585-1517		MS24585-C517	21.59		1.60	25.40	1.90	7.55			59.70	14.33	6.25	4.13	BJ	BK		BK	
MS24585-518	MS24585-1518		MS24585-C518		28.45		2.20	16.61		6.73	3.59		BJ	BK		BK				
MS24585-519	MS24585-1519		MS24585-C519		31.75	2.50	18.87	7.19	3.17	BJ	BK		BK							
MS24585-520	MS24585-1520		MS24585-C520		35.05	2.80	21.13	7.67	2.82	BJ	BK		BK							
MS24585-521	MS24585-1521		MS24585-C521		38.10	3.00	22.66	8.00	2.63	BJ	BK		BK							
MS24585-522	MS24585-1522		MS24585-C522		1.70	23.88	2.00	6.50	71.62	13.00	6.81	5.50	BJ	BK		BK				
MS24585-523	MS24585-1523		MS24585-C523			25.40	2.10			13.67	6.99	5.24	BJ	BK		BK				
MS24585-524	MS24585-1524		MS24585-C524			28.45	2.40			15.62	7.49	4.59	BJ	BK		BK				
MS24585-525	MS24585-1525		MS24585-C525			31.75	2.80			18.21	8.18	3.91	BJ	BK		BK				
MS24585-526	MS24585-1526		MS24585-C526			35.05	3.10			20.17	8.69	3.56	BJ	BK		BK				
MS24585-527	MS24585-1527		MS24585-C527			38.10	3.40			22.12	9.19	3.24	BJ	BK		BK				

SPECIALITY STOCK PARTS: MIL-SPEC – EXTENSION



● Loops In-line position (MS24586)

LEE STOCK NUMBER				OD	WD	FREE LENGTH	ACTIVE COILS	DEFLECTION PER COIL	MAX LOAD	INIT TENSION	MAX EXT	RATE	PRICE GROUP			
MUSIC WIRE			STAINLESS STEEL										U	C	Z	S
UNPLATED (U)	CAD. PLATE (C)	ZINC PLATE (Z)	PASSIVATED (S)	MM	MM	MM		MM	N	N	MM	N/MM				
MS24586-1	MS24586-501		MS24586-C1	3.05	0.41	25.40	50.5	0.41	7.12	0.89	45.97	0.30	BH	BJ		BJ
MS24586-2	MS24586-502		MS24586-C2			28.58	58.5				52.58	0.26	BH	BJ		BJ
MS24586-3	MS24586-503		MS24586-C3			31.75	66.0				58.67	0.23	BJ	BJ		BJ
MS24586-4	MS24586-504		MS24586-C4			34.93	74.0				65.28	0.21	BJ	BJ		BJ
MS24586-5	MS24586-505		MS24586-C5			38.10	82.0				71.63	0.19	BJ	BJ		BJ
MS24586-6	MS24586-506	MS24586-1006	MS24586-C6	0.46	25.40	45.5	0.34	9.79	0.89	40.64	0.58	BJ	BJ	BJ	BJ	
MS24586-7	MS24586-507	MS24586-1007	MS24586-C7		28.58	52.0				45.97	0.51	BJ	BJ	BJ	BJ	
MS24586-8	MS24586-508	MS24586-1008	MS24586-C8		31.75	59.0				51.56	0.45	BJ	BJ	BJ	BJ	
MS24586-9	MS24586-509	MS24586-1009	MS24586-C9		34.93	66.5				57.15	0.40	BJ	BJ	BJ	BJ	
MS24586-10	MS24586-510	MS24586-1010	MS24586-C10		38.10	73.0				62.74	0.36	BJ	BJ	BJ	BJ	
MS24586-11	MS24586-511	MS24586-1011	MS24586-C11		41.28	80.0				68.33	0.33	BJ	BJ	BJ	BJ	
MS24586-12	MS24586-512	MS24586-1012	MS24586-C12		44.45	87.0				73.66	0.30	BJ	BJ	BJ	BJ	
MS24586-13	MS24586-513	MS24586-1013	MS24586-C13		47.63	94.0				79.25	0.28	BJ	BJ	BJ	BJ	
MS24586-14	MS24586-514	MS24586-1014	MS24586-C14		50.80	101.0				84.84	0.26	BJ	BJ	BJ	BJ	
MS24586-15	MS24586-515		MS24586-C15		0.51	25.40				41.0	0.28	13.34	1.33	36.83	1.05	BH
MS24586-16	MS24586-516		MS24586-C16	28.58		47.0	41.66	0.92	BH	BH					BJ	
MS24586-17	MS24586-517		MS24586-C17	31.75		53.5	46.74	0.80	BH	BH					BJ	
MS24586-18	MS24586-518		MS24586-C18	34.93		60.0	51.82	0.71	BH	BH					BJ	
MS24586-19	MS24586-519		MS24586-C19	38.10		66.0	56.64	0.65	BH	BH					BJ	
MS24586-20	MS24586-520		MS24586-C20	41.28		72.5	61.72	0.59	BH	BH					BJ	
MS24586-21	MS24586-521		MS24586-C21	44.45		78.5	66.55	0.54	BJ	BJ					BJ	
MS24586-22	MS24586-522		MS24586-C22	47.63		84.5	71.37	0.51	BJ	BJ					BJ	
MS24586-23	MS24586-523		MS24586-C23	50.80		91.0	76.45	0.47	BJ	BJ					BJ	
MS24586-24	MS24586-524		MS24586-C24	0.56		25.40	37.5	0.23	17.35	1.78				34.04	1.82	BH
MS24586-25	MS24586-525		MS24586-C25		28.58	43.0	38.35				1.58	BH	BJ		BJ	
MS24586-26	MS24586-526		MS24586-C26		31.75	49.0	42.93				1.39	BJ	BJ		BJ	
MS24586-27	MS24586-527		MS24586-C27		34.93	54.5	47.24				1.26	BJ	BJ		BJ	
MS24586-28	MS24586-528		MS24586-C28		38.10	60.0	51.82				1.13	BJ	BJ		BJ	
MS24586-29	MS24586-529		MS24586-C29		41.28	66.0	56.39				1.03	BJ	BJ		BJ	
MS24586-30	MS24586-530		MS24586-C30		44.45	71.5	60.71				0.96	BJ	BJ		BJ	
MS24586-31	MS24586-531		MS24586-C31		47.63	77.0	65.28				0.88	BJ	BJ		BJ	
MS24586-32	MS24586-532		MS24586-C32		50.80	83.0	69.85				0.82	BJ	BJ		BJ	
MS24586-33	MS24586-533		MS24586-C33		53.98	88.5	74.17				0.77	BJ	BJ		BJ	
MS24586-34	MS24586-534		MS24586-C34		57.15	94.5	78.74				0.72	BJ	BJ		BJ	
MS24586-35	MS24586-535		MS24586-C35		60.33	100.0	83.31				0.68	BJ	BJ		BJ	
MS24586-36	MS24586-536		MS24586-C36	63.50	106.5	87.63	0.64	BJ	BJ		BJ					
MS24586-37	MS24586-537	MS24586-1037	MS24586-C37	6.10	0.66	25.40	23.0	1.08	14.68	1.33	50.04	0.54	BG	BH	BG	BH
MS24586-38	MS24586-538	MS24586-1038	MS24586-C38			28.58	28.0				58.67	0.44	BG	BH	BG	BH
MS24586-39	MS24586-539	MS24586-1039	MS24586-C39			31.75	32.5				67.06	0.38	BG	BH	BG	BH
MS24586-40	MS24586-540	MS24586-1040	MS24586-C40			34.93	37.5				75.18	0.33	BG	BH	BG	BH
MS24586-41	MS24586-541	MS24586-1041	MS24586-C41			38.10	42.0				83.31	0.30	BG	BH	BG	BH
MS24586-42	MS24586-542	MS24586-1042	MS24586-C42			41.28	47.0				91.95	0.26	BG	BH	BG	BH
MS24586-43	MS24586-543	MS24586-1043	MS24586-C43			44.45	52.0				100.33	0.24	BH	BJ	BH	BJ
MS24586-44	MS24586-544	MS24586-1044	MS24586-C44			47.63	56.5				108.46	0.22	BH	BJ	BH	BJ
MS24586-45	MS24586-545	MS24586-1045	MS24586-C45			50.80	61.5				116.84	0.20	BH	BJ	BH	BJ
MS24586-46	MS24586-546	MS24586-1046	MS24586-C46			0.79	25.40				20.0	0.81	23.58	2.22	41.66	1.32
MS24586-47	MS24586-547	MS24586-1047	MS24586-C47	28.58	24.0		48.01	1.14	BG	BH	BG				BH	
MS24586-48	MS24586-548	MS24586-1048	MS24586-C48	31.75	28.0		54.36	0.94	BG	BH	BG				BH	
MS24586-49	MS24586-549	MS24586-1049	MS24586-C49	34.93	31.0		59.94	0.85	BG	BH	BG				BH	
MS24586-50	MS24586-550	MS24586-1050	MS24586-C50	38.10	36.0		67.06	0.74	BG	BH	BG				BH	
MS24586-51	MS24586-551	MS24586-1051	MS24586-C51	41.28	40.0		73.41	0.66	BG	BH	BG				BH	
MS24586-52	MS24586-552	MS24586-1052	MS24586-C52	44.45	44.0		80.01	0.60	BG	BH	BG				BH	
MS24586-53	MS24586-553	MS24586-1053	MS24586-C53	47.63	47.0		85.60	0.56	BH	BJ	BH				BJ	
MS24586-54	MS24586-554	MS24586-1054	MS24586-C54	50.80	52.0		92.71	0.51	BH	BJ	BH				BJ	
MS24586-55	MS24586-555	MS24586-1055	MS24586-C55	53.98	56.0		99.31	0.47	BH	BJ	BH				BJ	
MS24586-56	MS24586-556	MS24586-1056	MS24586-C56	57.15	60.0	105.66	0.44	BH	BJ	BH	BJ					
MS24586-57	MS24586-557	MS24586-1057	MS24586-C57	60.33	64.0	112.01	0.41	BH	BJ	BH	BJ					
MS24586-58	MS24586-558	MS24586-1058	MS24586-C58	63.50	68.0	118.36	0.39	BH	BJ	BH	BJ					
MS24586-59	MS24586-559		MS24586-C59	0.94	25.40	17.0	0.60	38.70	3.56	35.56	3.47	BG	BH		BH	
MS24586-60	MS24586-560		MS24586-C60		28.58	20.5				40.89	2.88	BG	BH		BH	

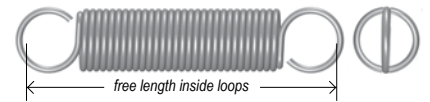


SPECIALITY STOCK PARTS: MIL-SPEC – EXTENSION

● Loops In-line position (MS24586)


LEE STOCK NUMBER				OD	WD	FREE LENGTH	ACTIVE COILS	DEFLECTION PER COIL	MAX LOAD	INIT TENSION	MAX EXT	RATE	PRICE GROUP										
MUSIC WIRE			STAINLESS STEEL										U	C	Z	S							
UNPLATED (U)	CAD. PLATE (C)	ZINC PLATE (Z)	PASSIVATED (S)	MM	MM	MM		MM	N	N	MM	N/MM											
MS24586-61	MS24586-561		MS24586-C61	6.10	0.94	31.75	24.0	0.60	38.70	3.56	45.97	2.45	BG	BH		BH							
MS24586-62	MS24586-562		MS24586-C62			34.93	27.0				51.05	2.18	BG	BH		BH							
MS24586-63	MS24586-563		MS24586-C63			38.10	30.5				55.88	1.96	BG	BH		BH							
MS24586-64	MS24586-564		MS24586-C64			41.28	34.0				61.47	1.73	BH	BJ		BJ							
MS24586-65	MS24586-565		MS24586-C65			44.45	37.5				66.80	1.57	BH	BJ		BJ							
MS24586-66	MS24586-566		MS24586-C66			47.63	40.5				71.88	1.46	BH	BJ		BJ							
MS24586-67	MS24586-567		MS24586-C67			50.80	44.0				77.22	1.34	BH	BJ		BJ							
MS24586-68	MS24586-568		MS24586-C68			53.98	47.5				82.30	1.24	BH	BJ		BJ							
MS24586-69	MS24586-569		MS24586-C69			57.15	51.0				87.63	1.15	BH	BJ		BJ							
MS24586-70	MS24586-570		MS24586-C70			60.33	54.5				91.19	1.08	BH	BJ		BJ							
MS24586-71	MS24586-571		MS24586-C71			63.50	57.5				97.79	1.02	BJ	BJ		BJ							
MS24586-72	MS24586-572		MS24586-C72			69.85	64.5				108.46	0.91	BJ	BJ		BJ							
MS24586-73	MS24586-573		MS24586-C73			76.20	71.0				118.62	0.83	BJ	BJ		BJ							
MS24586-74	MS24586-574	MS24586-1074	MS24586-C74			1.04					25.40	15.5	0.49	50.71	4.45	33.02	6.05	BH	BJ	BH	BJ		
MS24586-75	MS24586-575	MS24586-1075	MS24586-C75								28.58	18.5				37.59	5.07	BH	BJ	BH	BJ		
MS24586-76	MS24586-576	MS24586-1076	MS24586-C76								31.75	21.5				42.42	4.37	BH	BJ	BH	BJ		
MS24586-77	MS24586-577	MS24586-1077	MS24586-C77								34.93	25.0				47.24	3.75	BH	BJ	BH	BJ		
MS24586-78	MS24586-578	MS24586-1078	MS24586-C78								38.10	28.0				51.82	3.35	BH	BJ	BH	BJ		
MS24586-79	MS24586-579	MS24586-1079	MS24586-C79								41.28	31.0				56.64	3.03	BH	BJ	BH	BJ		
MS24586-80	MS24586-580	MS24586-1080	MS24586-C80								44.45	34.0				61.21	2.76	BJ	BJ	BJ	BJ		
MS24586-81	MS24586-581	MS24586-1081	MS24586-C81	47.63	37.0			65.79	2.54	BJ	BJ	BJ				BJ							
MS24586-82	MS24586-582	MS24586-1082	MS24586-C82	50.80	40.0			70.61	2.35	BJ	BJ	BJ				BJ							
MS24586-83	MS24586-583	MS24586-1083	MS24586-C83	53.98	43.0			75.18	2.18	BJ	BJ	BJ				BJ							
MS24586-84	MS24586-584	MS24586-1084	MS24586-C84	57.15	46.0			79.76	2.04	BJ	BJ	BJ				BJ							
MS24586-85	MS24586-585	MS24586-1085	MS24586-C85	60.33	49.0			84.58	1.92	BJ	BJ	BJ				BJ							
MS24586-86	MS24586-586	MS24586-1086	MS24586-C86	63.50	52.0			89.15	1.81	BJ	BJ	BJ				BJ							
MS24586-87	MS24586-587	MS24586-1087	MS24586-C87	69.85	58.5			98.55	1.60	BJ	BJ	BJ				BJ							
MS24586-88	MS24586-588	MS24586-1088	MS24586-C88	76.20	64.5			107.95	1.46	BJ	BJ	BJ				BJ							
MS24586-89	MS24586-589	MS24586-1089	MS24586-C89	82.55	70.5			117.35	1.33	BJ	BJ	BJ				BJ							
MS24586-90	MS24586-590	MS24586-1090	MS24586-C90	88.90	76.5			126.49	1.23	BJ	BJ	BJ				BJ							
MS24586-91	MS24586-591	MS24586-1091	MS24586-C91	9.14	0.79			25.40	12.0	2.16	16.01	1.33				51.31	0.57	BG	BH	BG	BH		
MS24586-92	MS24586-592	MS24586-1092	MS24586-C92					28.58	16.0							62.99	0.43	BG	BH	BG	BH		
MS24586-93	MS24586-593	MS24586-1093	MS24586-C93					31.75	20.0							74.93	0.34	BG	BH	BG	BH		
MS24586-94	MS24586-594	MS24586-1094	MS24586-C94			34.93	24.0	86.61	0.28				BG	BH	BG	BH							
MS24586-95	MS24586-595	MS24586-1095	MS24586-C95			38.10	28.0	96.77	0.25				BG	BH	BG	BH							
MS24586-96	MS24586-596		MS24586-C96			0.94		25.40	10.5				1.65	26.24	2.22	42.67	1.39	BG	BH		BH		
MS24586-97	MS24586-597		MS24586-C97					28.58	14.0							51.82	1.04	BG	BH		BH		
MS24586-98	MS24586-598		MS24586-C98					31.75	17.5							60.71	0.83	BG	BH		BH		
MS24586-99	MS24586-599		MS24586-C99					34.93	20.5							68.83	0.71	BG	BH		BH		
MS24586-100	MS24586-600		MS24586-C100					38.10	24.0							77.72	0.61	BG	BH		BH		
MS24586-101	MS24586-601		MS24586-C101		41.28			27.5	86.61							0.53	BG	BH		BH			
MS24586-102	MS24586-602		MS24586-C102		44.45			31.0	95.76							0.47	BG	BH		BH			
MS24586-103	MS24586-603		MS24586-C103		47.63			34.0	103.89							0.43	BH	BJ		BJ			
MS24586-104	MS24586-604		MS24586-C104		50.80			37.5	112.78							0.39	BH	BJ		BJ			
MS24586-105	MS24586-605		MS24586-C105		53.98			41.0	121.67							0.36	BH	BJ		BJ			
MS24586-106	MS24586-606		MS24586-C106		57.15	44.5	130.56	0.33	BH							BJ		BJ					
MS24586-107	MS24586-607		MS24586-C107		60.33	47.5	138.68	0.31	BH							BJ		BJ					
MS24586-108	MS24586-608		MS24586-C108		63.50	51.0	147.57	0.29	BH							BJ		BJ					
MS24586-109	MS24586-609	MS24586-1109	MS24586-C109		1.04		25.40	10.0	1.41							35.14	3.11	39.37	2.27	BG	BH	BG	BH
MS24586-110	MS24586-610	MS24586-1110	MS24586-C110				28.58	13.0										46.99	1.75	BG	BH	BG	BH
MS24586-111	MS24586-611	MS24586-1111	MS24586-C111	31.75			16.0	54.36		1.42	BG	BH						BG	BH				
MS24586-112	MS24586-612	MS24586-1112	MS24586-C112	34.93			19.0	61.72		1.20	BG	BH						BG	BH				
MS24586-113	MS24586-613	MS24586-1113	MS24586-C113	38.10			22.0	69.09		1.03	BG	BH						BG	BH				
MS24586-114	MS24586-614	MS24586-1114	MS24586-C114	41.28			25.0	76.45		0.91	BG	BH						BG	BH				
MS24586-115	MS24586-615	MS24586-1115	MS24586-C115	44.45			28.0	83.82		0.81	BG	BH						BG	BH				
MS24586-116	MS24586-616	MS24586-1116	MS24586-C116	47.63			31.0	91.44		0.73	BH	BJ	BH	BJ									
MS24586-117	MS24586-617	MS24586-1117	MS24586-C117	50.80			34.0	98.81		0.67	BH	BJ	BH	BJ									
MS24586-118	MS24586-618	MS24586-1118	MS24586-C118	53.98			37.0	106.17		0.61	BH	BJ	BH	BJ									
MS24586-119	MS24586-619	MS24586-1119	MS24586-C119	57.15			40.5	114.30		0.56	BH	BJ	BH	BJ									
MS24586-120	MS24586-620	MS24586-1120	MS24586-C120	60.33			43.5	121.67		0.52	BJ	BJ	BJ	BJ									

SPECIALITY STOCK PARTS: MIL-SPEC – EXTENSION



● Loops In-line position (MS24586)

LEE STOCK NUMBER				OD	WD	FREE LENGTH	ACTIVE COILS	DEFLECTION PER COIL	MAX LOAD	INIT TENSION	MAX EXT	RATE	PRICE GROUP						
MUSIC WIRE			STAINLESS STEEL										U	C	Z	S			
UNPLATED (U)	CAD. PLATE (C)	ZINC PLATE (Z)	PASSIVATED (S)	MM	MM	MM		MM	N	N	MM	N/MM							
MS24586-121	MS24586-621	MS24586-1121	MS24586-C121	9.14	1.04	63.50	46.5	1.41	35.14	3.11	129.03	0.49	BJ	BJ	BJ	BJ			
MS24586-122	MS24586-622	MS24586-1122	MS24586-C122		1.14	25.40	9.0	1.20			45.37	4.00	36.32	3.83	BG	BH	BG	BH	
MS24586-123	MS24586-623	MS24586-1123	MS24586-C123		28.58	12.0	42.93	2.88			BG	BH	BG	BH					
MS24586-124	MS24586-624	MS24586-1124	MS24586-C124		31.75	14.5	49.02	2.38			BG	BH	BG	BH					
MS24586-125	MS24586-625	MS24586-1125	MS24586-C125		34.93	17.5	55.88	1.97			BG	BH	BG	BH					
MS24586-126	MS24586-626	MS24586-1126	MS24586-C126		38.10	20.5	62.74	1.68			BG	BH	BG	BH					
MS24586-127	MS24586-627	MS24586-1127	MS24586-C127		41.28	23.0	68.83	1.50			BG	BH	BG	BH					
MS24586-128	MS24586-628	MS24586-1128	MS24586-C128		44.45	26.0	75.69	1.33			BG	BH	BG	BH					
MS24586-129	MS24586-629	MS24586-1129	MS24586-C129		47.63	28.5	81.79	1.21			BG	BJ	BG	BJ					
MS24586-130	MS24586-630	MS24586-1130	MS24586-C130		50.80	31.5	88.65	1.09			BG	BJ	BG	BJ					
MS24586-131	MS24586-631	MS24586-1131	MS24586-C131		53.98	34.0	95.76	1.01			BH	BJ	BH	BJ					
MS24586-132	MS24586-632	MS24586-1132	MS24586-C132		57.15	37.0	101.60	0.93			BH	BJ	BH	BJ					
MS24586-133	MS24586-633	MS24586-1133	MS24586-C133		60.33	40.0	108.20	0.86			BJ	BJ	BJ	BJ					
MS24586-134	MS24586-634	MS24586-1134	MS24586-C134		63.50	42.5	114.55	0.81			BJ	BJ	BJ	BJ					
MS24586-135	MS24586-635	MS24586-1135	MS24586-C135		69.85	48.0	127.51	0.72			BJ	BJ	BJ	BJ					
MS24586-136	MS24586-636	MS24586-1136	MS24586-C136		76.20	53.5	140.46	0.64			BJ	BJ	BJ	BJ					
MS24586-137	MS24586-637		MS24586-C137		1.40	28.58	10.5	0.84			78.29	7.12	37.85	8.05	BH	BJ			BJ
MS24586-138	MS24586-638		MS24586-C138			31.75	12.5						42.16	6.77	BH	BJ			BJ
MS24586-139	MS24586-639		MS24586-C139			34.93	15.0						47.50	5.64	BH	BJ			BJ
MS24586-140	MS24586-640		MS24586-C140			38.10	17.0						52.32	4.98	BH	BJ			BJ
MS24586-141	MS24586-641		MS24586-C141			41.28	19.5						57.66	4.35	BH	BJ			BJ
MS24586-142	MS24586-642		MS24586-C142			44.45	21.5						62.48	3.94	BH	BJ			BJ
MS24586-143	MS24586-643		MS24586-C143			47.63	24.0						67.82	3.53	BJ	BJ			BJ
MS24586-144	MS24586-644		MS24586-C144			50.80	26.5						72.90	3.19	BJ	BJ			BJ
MS24586-145	MS24586-645		MS24586-C145			53.98	28.5						77.98	2.97	BJ	BK			BK
MS24586-146	MS24586-646		MS24586-C146			57.15	31.0						83.31	2.73	BJ	BK			BK
MS24586-147	MS24586-647		MS24586-C147			60.33	33.0						88.14	2.57	BJ	BK			BK
MS24586-148	MS24586-648		MS24586-C148			63.50	35.5						93.47	2.39	BJ	BK			BK
MS24586-149	MS24586-649		MS24586-C149			69.85	40.0						103.38	2.12	BJ	BK			BK
MS24586-150	MS24586-650		MS24586-C150			76.20	44.5						113.54	1.90	BJ	BK			BK
MS24586-151	MS24586-651		MS24586-C151			82.55	49.0						123.70	1.73	BJ	BL			BL
MS24586-152	MS24586-652		MS24586-C152			88.90	53.5						133.86	1.58	BJ	BL			BL
MS24586-153	MS24586-653		MS24586-C153			95.25	58.0						144.02	1.46	BJ	BL			BL
MS24586-154	MS24586-654		MS24586-C154			101.60	62.5						154.94	1.35	BJ	BL			BL
MS24586-155	MS24586-655		MS24586-C155			107.95	67.0						164.34	1.26	BK	BM			BM
MS24586-156	MS24586-656		MS24586-C156			114.30	71.5						172.97	1.18	BK	BM			BM
MS24586-157	MS24586-657	MS24586-1157	MS24586-C157	12.70	0.94	31.75	10.0	3.56	19.57	1.78	67.31	0.50	BH	BJ	BH	BJ			
MS24586-158	MS24586-658	MS24586-1158	MS24586-C158			34.93	13.0				81.28	0.38	BH	BJ	BH	BJ			
MS24586-159	MS24586-659	MS24586-1159	MS24586-C159			38.10	16.5				96.77	0.30	BH	BJ	BH	BJ			
MS24586-160	MS24586-660	MS24586-1160	MS24586-C160			41.28	20.0				112.52	0.25	BJ	BJ	BJ	BJ			
MS24586-161	MS24586-661	MS24586-1161	MS24586-C161			44.45	23.0				126.49	0.22	BJ	BJ	BJ	BJ			
MS24586-162	MS24586-662		MS24586-C162			1.04	31.75				9.0	3.07	25.80	2.22	59.44	0.85	BH	BJ	
MS24586-163	MS24586-663		MS24586-C163		34.93		12.0	71.88	0.64	BH	BJ						BJ		
MS24586-164	MS24586-664		MS24586-C164		38.10		15.0	84.33	0.51	BH	BJ						BJ		
MS24586-165	MS24586-665		MS24586-C165		41.28		18.0	96.52	0.43	BJ	BJ						BJ		
MS24586-166	MS24586-666		MS24586-C166		44.45		21.0	108.97	0.37	BJ	BJ						BJ		
MS24586-167	MS24586-667		MS24586-C167		47.63		24.5	122.94	0.31	BJ	BK						BK		
MS24586-168	MS24586-668		MS24586-C168		50.80	27.5	135.38	0.28	BJ	BK			BK						
MS24586-169	MS24586-669		MS24586-C169	53.98	30.5	147.83	0.25	BJ	BK			BK							
MS24586-170	MS24586-670		MS24586-C170	57.15	33.5	160.02	0.23	BJ	BK			BK							
MS24586-171	MS24586-671	MS24586-1171	MS24586-C171	1.14	34.93	11.5	2.65	33.36	3.11	65.53	0.99	BH	BJ	BH	BJ				
MS24586-172	MS24586-672	MS24586-1172	MS24586-C172		38.10	14.0				74.68	0.81	BH	BJ	BH	BJ				
MS24586-173	MS24586-673	MS24586-1173	MS24586-C173		41.28	17.0				86.36	0.67	BJ	BJ	BJ	BJ				
MS24586-174	MS24586-674	MS24586-1174	MS24586-C174		44.45	19.5				96.27	0.58	BJ	BJ	BJ	BJ				
MS24586-175	MS24586-675	MS24586-1175	MS24586-C175		47.63	22.5				107.44	0.51	BJ	BK	BJ	BK				
MS24586-176	MS24586-676	MS24586-1176	MS24586-C176		50.80	25.0				117.09	0.46	BJ	BK	BJ	BK				
MS24586-177	MS24586-677	MS24586-1177	MS24586-C177		53.98	28.0				128.27	0.41	BJ	BK	BJ	BK				
MS24586-178	MS24586-678	MS24586-1178	MS24586-C178		57.15	31.0				139.45	0.37	BJ	BK	BJ	BK				
MS24586-179	MS24586-679		MS24586-C179	1.40	34.93	10.0	1.93	58.27	5.34	54.36	2.74	BJ	BJ			BJ			
MS24586-180	MS24586-680		MS24586-C180		38.10	12.0				61.21	2.28	BJ	BJ			BJ			

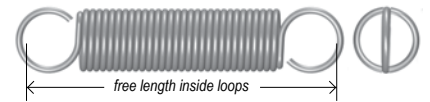


SPECIALITY STOCK PARTS: MIL-SPEC – EXTENSION

● Loops In-line position (MS24586)


LEE STOCK NUMBER				OD	WD	FREE LENGTH	ACTIVE COILS	DEFLECTION PER COIL	MAX LOAD	INIT TENSION	MAX EXT	RATE	PRICE GROUP											
MUSIC WIRE			STAINLESS STEEL										MM	MM	MM	MM	N	N	MM	N/MM	U	C	Z	S
UNPLATED (U)	CAD. PLATE (C)	ZINC PLATE (Z)	PASSIVATED (S)																					
MS24586-181	MS24586-681		MS24586-C181	12.70	1.40	41.28	14.5	1.93	58.27	5.34	69.34	1.89	BJ	BJ		BJ								
MS24586-182	MS24586-682		MS24586-C182			44.45	16.5				76.45	1.58	BJ	BJ		BJ								
MS24586-183	MS24586-683		MS24586-C183			47.63	19.0				99.57	1.44	BJ	BJ		BJ								
MS24586-184	MS24586-684		MS24586-C184			50.80	21.0				91.44	1.30	BJ	BJ		BJ								
MS24586-185	MS24586-685		MS24586-C185			53.98	23.5				99.31	1.17	BJ	BK		BK								
MS24586-186	MS24586-686		MS24586-C186			57.15	25.5				108.97	1.07	BJ	BK		BK								
MS24586-187	MS24586-687		MS24586-C187			60.33	28.0				114.55	0.98	BJ	BK		BK								
MS24586-188	MS24586-688		MS24586-C188			63.50	30.5				122.43	0.90	BJ	BK		BK								
MS24586-189	MS24586-689		MS24586-C189			69.85	35.0				137.41	0.78	BJ	BL		BL								
MS24586-190	MS24586-690		MS24586-C190			76.20	39.5				152.65	0.69	BK	BL		BL								
MS24586-191	MS24586-691		MS24586-C191			82.55	43.0				165.61	0.64	BK	BM		BM								
MS24586-192	MS24586-692		MS24586-C192			88.90	48.5				182.63	0.56	BK	BN		BN								
MS24586-193	MS24586-693		MS24586-C193			95.25	54.0				199.64	0.51	BK	BN		BN								
MS24586-194	MS24586-694		MS24586-C194			101.60	57.5				212.85	0.48	BK	BN		BN								
MS24586-195	MS24586-695		MS24586-C195			107.95	62.0				227.84	0.44	BK	BN		BN								
MS24586-196	MS24586-696		MS24586-C196			114.30	66.5				242.82	0.41	BK	BN		BN								
MS24586-197	MS24586-697	MS24586-1197	MS24586-C197		1.60	34.93	9.0	1.54	83.63	7.56	48.77	5.47	BJ	BJ	BJ	BJ								
MS24586-198	MS24586-698	MS24586-1198	MS24586-C198			38.10	11.0				55.12	4.48	BJ	BJ	BJ	BJ								
MS24586-199	MS24586-699	MS24586-1199	MS24586-C199			41.28	13.0				61.47	3.79	BJ	BJ	BJ	BJ								
MS24586-200	MS24586-700	MS24586-1200	MS24586-C200			44.45	15.0				67.56	3.28	BJ	BJ	BJ	BJ								
MS24586-201	MS24586-701	MS24586-1201	MS24586-C201			47.63	17.0				73.91	2.90	BJ	BJ	BJ	BJ								
MS24586-202	MS24586-702	MS24586-1202	MS24586-C202			50.80	19.0				80.26	2.59	BJ	BJ	BJ	BJ								
MS24586-203	MS24586-703	MS24586-1203	MS24586-C203			53.98	21.0				86.36	2.35	BJ	BJ	BJ	BJ								
MS24586-204	MS24586-704	MS24586-1204	MS24586-C204			57.15	23.0				92.71	2.14	BJ	BK	BJ	BK								
MS24586-205	MS24586-705	MS24586-1205	MS24586-C205			60.33	25.0				99.06	1.97	BJ	BK	BJ	BK								
MS24586-206	MS24586-706	MS24586-1206	MS24586-C206			63.50	27.0				104.65	1.82	BJ	BK	BJ	BK								
MS24586-207	MS24586-707	MS24586-1207	MS24586-C207			69.85	30.5				116.84	1.61	BJ	BL	BJ	BL								
MS24586-208	MS24586-708	MS24586-1208	MS24586-C208			76.20	34.5				129.54	1.43	BK	BL	BK	BL								
MS24586-209	MS24586-709	MS24586-1209	MS24586-C209			82.55	38.5				141.99	1.28	BK	BL	BK	BL								
MS24586-210	MS24586-710	MS24586-1210	MS24586-C210			88.90	42.5				154.43	1.16	BK	BL	BK	BL								
MS24586-211	MS24586-711	MS24586-1211	MS24586-C211			95.25	46.5				167.13	1.06	BK	BM	BK	BM								
MS24586-212	MS24586-712	MS24586-1212	MS24586-C212			101.60	50.5				179.58	0.98	BK	BM	BK	BM								
MS24586-213	MS24586-713	MS24586-1213	MS24586-C213			107.95	54.5				192.02	0.90	BK	BN	BK	BN								
MS24586-214	MS24586-714	MS24586-1214	MS24586-C214			114.30	58.5				204.72	0.84	BK	BN	BK	BN								
MS24586-215	MS24586-715	MS24586-1215	MS24586-C215			120.65	62.5				217.17	0.79	BL	BQ	BL	BQ								
MS24586-216	MS24586-716	MS24586-1216	MS24586-C216			127.00	66.5				229.62	0.74	BL	BQ	BL	BQ								
MS24586-217	MS24586-717		MS24586-C217	16.51	1.40	50.80	15.5	3.61	44.93	4.00	106.68	0.73	BJ	BK		BK								
MS24586-218	MS24586-718		MS24586-C218			53.98	18.0				118.87	0.63	BJ	BK		BK								
MS24586-219	MS24586-719		MS24586-C219			57.15	20.0				130.30	0.57	BJ	BK		BK								
MS24586-220	MS24586-720		MS24586-C220			60.33	22.5				141.48	0.50	BJ	BL		BL								
MS24586-221	MS24586-721		MS24586-C221			63.50	24.5				151.89	0.46	BJ	BL		BL								
MS24586-222	MS24586-722		MS24586-C222			69.85	29.5				176.28	0.39	BJ	BL		BL								
MS24586-223	MS24586-723		MS24586-C223			76.20	34.0				198.88	0.33	BK	BM		BM								
MS24586-224	MS24586-724		MS24586-C224			82.55	38.5				221.49	0.29	BK	BN		BN								
MS24586-225	MS24586-725		MS24586-C225			88.90	43.0				244.09	0.26	BK	BN		BN								
MS24586-226	MS24586-726		MS24586-C226			95.25	47.5				266.70	0.24	BK	BN		BN								
MS24586-227	MS24586-727		MS24586-C227			101.60	52.0				289.05	0.22	BK	BN		BN								
MS24586-228	MS24586-728	MS24586-1228	MS24586-C228		1.60	50.80	14.0	2.92	65.83	6.23	91.69	1.46	BJ	BK	BJ	BK								
MS24586-229	MS24586-729	MS24586-1229	MS24586-C229			53.98	16.0				100.84	1.27	BJ	BL	BJ	BL								
MS24586-230	MS24586-730	MS24586-1230	MS24586-C230			57.15	18.0				109.73	1.13	BJ	BL	BJ	BL								
MS24586-231	MS24586-731	MS24586-1231	MS24586-C231			60.33	20.0				118.87	1.02	BJ	BL	BJ	BL								
MS24586-232	MS24586-732	MS24586-1232	MS24586-C232			63.50	22.0				127.76	0.93	BJ	BL	BJ	BL								
MS24586-233	MS24586-733	MS24586-1233	MS24586-C233			69.85	26.0				145.80	0.78	BJ	BM	BJ	BM								
MS24586-234	MS24586-734	MS24586-1234	MS24586-C234			76.20	30.0				163.83	0.68	BK	BN	BK	BN								
MS24586-235	MS24586-735	MS24586-1235	MS24586-C235			82.55	34.0				181.86	0.60	BK	BN	BK	BN								
MS24586-236	MS24586-736	MS24586-1236	MS24586-C236			88.90	38.0				199.90	0.54	BK	BN	BK	BN								
MS24586-237	MS24586-737	MS24586-1237	MS24586-C237			95.25	42.0				217.93	0.49	BK	BQ	BK	BQ								
MS24586-238	MS24586-738	MS24586-1238	MS24586-C238			101.60	46.0				235.97	0.44	BK	BQ	BK	BQ								
MS24586-239	MS24586-739	MS24586-1239	MS24586-C239			107.95	50.0				254.00	0.41	BL	BQ	BL	BQ								
MS24586-240	MS24586-740	MS24586-1240	MS24586-C240			114.30	54.0				272.03	0.38	BL	BQ	BL	BQ								

SPECIALITY STOCK PARTS: MIL-SPEC – EXTENSION



● Loops In-line position (MS24586)

LEE STOCK NUMBER				OD	WD	FREE LENGTH	ACTIVE COILS	DEFLECTION PER COIL	MAX LOAD	INIT TENSION	MAX EXT	RATE	PRICE GROUP						
MUSIC WIRE			STAINLESS STEEL										U	C	Z	S			
UNPLATED (U)	CAD. PLATE (C)	ZINC PLATE (Z)	PASSIVATED (S)	MM	MM	MM		MM	N	N	MM	N/MM							
MS24586-241	MS24586-741		MS24586-C241	19.05	1.40	50.80	12.0	5.00	39.14	3.56	110.74	0.59	BJ	BL		BJ			
MS24586-242	MS24586-742		MS24586-C242			53.98	14.5				126.49	0.49	BK	BM		BK			
MS24586-243	MS24586-743		MS24586-C243			57.15	16.5				127.00	0.43	BK	BM		BK			
MS24586-244	MS24586-744		MS24586-C244			60.33	19.0				157.23	0.37	BK	BN		BN			
MS24586-245	MS24586-745		MS24586-C245			63.50	21.0				168.66	0.34	BK	BN		BN			
MS24586-246	MS24586-746		MS24586-C246			69.85	25.5				197.36	0.28	BK	BN		BN			
MS24586-247	MS24586-747		MS24586-C247			76.20	30.0				226.31	0.24	BK	BN		BN			
MS24586-248	MS24586-748		MS24586-C248			82.55	35.0				257.81	0.20	BL	BQ		BQ			
MS24586-249	MS24586-749		MS24586-C249			88.90	39.5				286.51	0.18	BL	BQ		BQ			
MS24586-250	MS24586-750	MS24586-1250	MS24586-C250			1.60	50.80				11.0	4.09	56.94	5.34	95.76	1.15	BJ	BL	BJ
MS24586-251	MS24586-751	MS24586-1251	MS24586-C251	53.98	13.0		107.19	0.97	BJ	BM	BJ				BM				
MS24586-252	MS24586-752	MS24586-1252	MS24586-C252	57.15	15.0		118.62	0.84	BJ	BM	BJ				BM				
MS24586-253	MS24586-753	MS24586-1253	MS24586-C253	60.33	17.0		129.79	0.74	BJ	BN	BJ				BN				
MS24586-254	MS24586-754	MS24586-1254	MS24586-C254	63.50	19.0		141.22	0.66	BJ	BN	BJ				BN				
MS24586-255	MS24586-755	MS24586-1255	MS24586-C255	69.85	22.0		159.77	0.57	BK	BN	BK				BN				
MS24586-256	MS24586-756	MS24586-1256	MS24586-C256	76.20	27.0		186.69	0.47	BK	BN	BK				BN				
MS24586-257	MS24586-757	MS24586-1257	MS24586-C257	82.55	30.5		207.26	0.41	BK	BQ	BK				BQ				
MS24586-258	MS24586-758	MS24586-1258	MS24586-C258	88.90	34.5		229.87	0.37	BK	BQ	BK				BQ				
MS24586-259	MS24586-759	MS24586-1259	MS24586-C259	95.25	38.5		252.73	0.33	BL	BQ	BL				BQ				
MS24586-260	MS24586-760	MS24586-1260	MS24586-C260	101.60	42.5	275.34	0.30	BL	BS	BL	BS								
MS24586-261	MS24586-761	MS24586-1261	MS24586-C261	107.95	46.5	298.20	0.27	BM	BT	BM	BT								
MS24586-262	MS24586-762	MS24586-1262	MS24586-C262	114.30	50.5	320.80	0.25	BM	BU	BM	BU								
MS24586-263	MS24586-763	MS24586-1263	MS24586-C263	120.65	54.5	343.66	0.23	BN	BW	BN	BW								
MS24586-264	MS24586-764	MS24586-1264	MS24586-C264	127.00	58.5	366.27	0.22	BN	BW	BN	BW								
MS24586-265	MS24586-765	MS24586-1265	MS24586-C265	1.91	50.80	9.5	3.09	92.08	8.45	80.26	2.85	BJ	BL	BJ	BL				
MS24586-266	MS24586-766	MS24586-1266	MS24586-C266		53.98	11.5				92.20	2.35	BJ	BL	BJ	BL				
MS24586-267	MS24586-767	MS24586-1267	MS24586-C267		57.15	13.0				97.28	2.08	BJ	BN	BJ	BN				
MS24586-268	MS24586-768	MS24586-1268	MS24586-C268		60.33	14.5				105.16	1.87	BK	BN	BK	BN				
MS24586-269	MS24586-769	MS24586-1269	MS24586-C269		63.50	16.5				114.55	1.64	BK	BN	BK	BN				
MS24586-270	MS24586-770	MS24586-1270	MS24586-C270		69.85	19.5				130.30	1.39	BK	BN	BK	BN				
MS24586-271	MS24586-771	MS24586-1271	MS24586-C271		76.20	23.0				147.32	1.18	BK	BQ	BK	BQ				
MS24586-272	MS24586-772	MS24586-1272	MS24586-C272		82.55	26.5				164.59	1.02	BK	BS	BK	BS				
MS24586-273	MS24586-773	MS24586-1273	MS24586-C273		88.90	29.5				180.09	0.92	BL	BS	BL	BS				
MS24586-274	MS24586-774	MS24586-1274	MS24586-C274		95.25	33.0				197.36	0.82	BL	BT	BL	BT				
MS24586-275	MS24586-775	MS24586-1275	MS24586-C275	101.60	36.5	214.63	0.74	BM	BU	BM	BU								
MS24586-276	MS24586-776	MS24586-1276	MS24586-C276	107.95	39.5	230.12	0.68	BM	BW	BM	BW								
MS24586-277	MS24586-777	MS24586-1277	MS24586-C277	114.30	43.0	247.40	0.63	BM	BW	BM	BW								
MS24586-278	MS24586-778	MS24586-1278	MS24586-C278	120.65	46.5	264.41	0.58	BN	BW	BN	BW								
MS24586-279	MS24586-779	MS24586-1279	MS24586-C279	127.00	49.5	280.16	0.55	BN	BW	BN	BW								
MS24586-280	MS24586-780		MS24586-C280	21.59	1.40	50.80	8.5	6.64	34.70	3.11	107.19	0.56	BM	BT		BT			
MS24586-281	MS24586-781		MS24586-C281			53.98	10.5				123.70	0.45	BM	BT		BT			
MS24586-282	MS24586-782		MS24586-C282			57.15	13.0				143.51	0.37	BM	BT		BT			
MS24586-283	MS24586-783		MS24586-C283			60.33	15.0				159.77	0.32	BM	BT		BT			
MS24586-284	MS24586-784		MS24586-C284			63.50	17.5				179.58	0.27	BM	BT		BT			
MS24586-285	MS24586-785		MS24586-C285		69.85	22.0	215.90				0.22	BM	BT		BT				
MS24586-286	MS24586-786		MS24586-C286		1.60	53.98	9.5				5.81	50.26	4.45	109.22	0.83	BM	BU		BU
MS24586-287	MS24586-787		MS24586-C287			57.15	11.5							123.95	0.69	BM	BU		BU
MS24586-288	MS24586-788		MS24586-C288			60.33	13.5							138.68	0.58	BM	BU		BU
MS24586-289	MS24586-789		MS24586-C289			63.50	15.5							153.42	0.51	BM	BU		BU
MS24586-290	MS24586-790		MS24586-C290	69.85		19.5	183.13	0.40	BM	BU					BU				
MS24586-291	MS24586-791		MS24586-C291	76.20	23.5	212.60	0.34	BN	BW		BW								
MS24586-292	MS24586-792		MS24586-C292	82.55	27.5	242.32	0.29	BN	BW		BW								
MS24586-293	MS24586-793		MS24586-C293	88.90	31.5	271.78	0.25	BN	BW		BW								
MS24586-294	MS24586-794		MS24586-C294	1.91	57.15	10.5	4.17	81.85	7.56	100.84	1.70	BN	BW		BW				
MS24586-295	MS24586-795		MS24586-C295		60.33	12.0				135.64	1.49	BN	BW		BW				
MS24586-296	MS24586-796		MS24586-C296		63.50	13.5				119.63	1.32	BN	BW		BW				
MS24586-297	MS24586-797		MS24586-C297		69.85	17.0				140.72	1.05	BN	BW		BW				
MS24586-298	MS24586-798		MS24586-C298		76.20	20.5				161.54	0.87	BN	BW		BW				
MS24586-299	MS24586-799		MS24586-C299		82.55	23.5				180.34	0.76	BN	BW		BW				
MS24586-300	MS24586-800		MS24586-C300	88.90	27.0	201.42	0.66	BN	BW		BW								

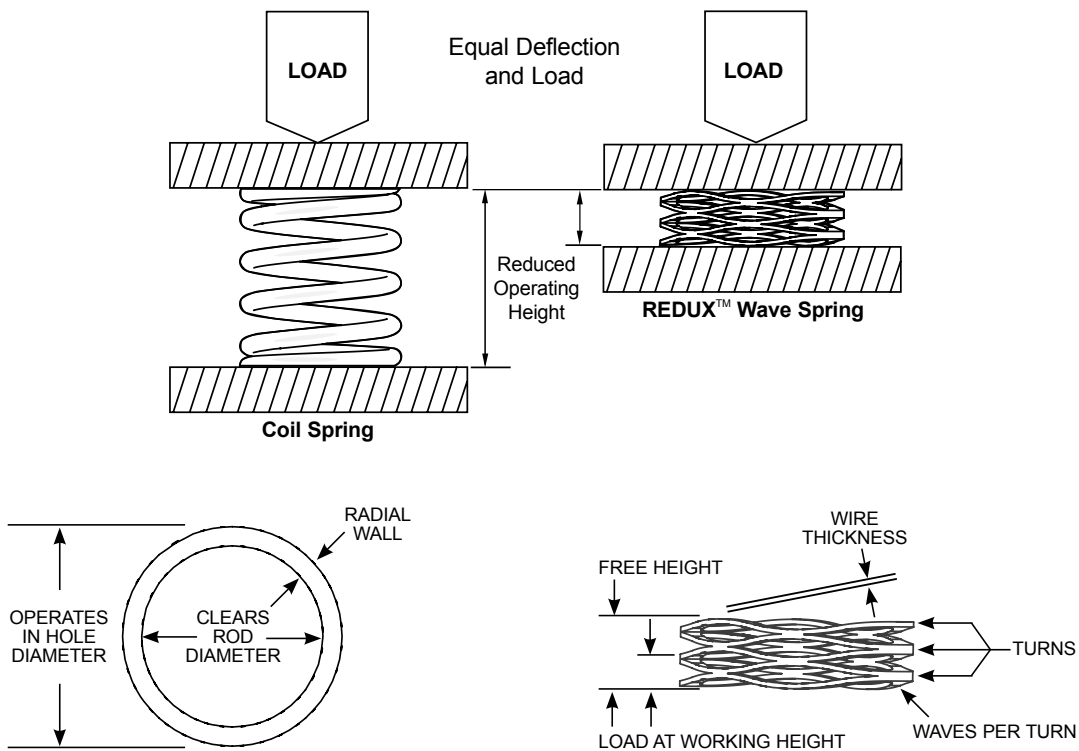


SPECIALITY STOCK PARTS: MIL-SPEC – EXTENSION

● Loops In-line position (MS24586)

LEE STOCK NUMBER				OD	WD	FREE LENGTH	ACTIVE COILS	DEFLECTION PER COIL	MAX LOAD	INIT TENSION	MAX EXT	RATE	PRICE GROUP			
MUSIC WIRE			STAINLESS STEEL										U	C	Z	S
UNPLATED (U)	CAD. PLATE (C)	ZINC PLATE (Z)	PASSIVATED (S)	MM	MM	MM		MM	N	N	MM	N/MM				
MS24586-301	MS24586-801		MS24586-C301	21.59	1.91	95.25	30.5	4.17	81.85	7.56	222.25	0.58	BN	BW		BW
MS24586-302	MS24586-802		MS24586-C302			101.60	33.0				241.05	0.53	BN	BW		BW
MS24586-303	MS24586-803		MS24586-C303			107.95	37.0				262.13	0.48	BN	BX		BX
MS24586-304	MS24586-804		MS24586-C304			114.30	40.5				282.96	0.44	BN	BX		BX
MS24586-305	MS24586-805		MS24586-C305			120.65	43.5				301.75	0.41	BN	BX		BX
MS24586-306	MS24586-806		MS24586-C306			127.00	47.0				322.83	0.38	BN	BX		BX
MS24586-307	MS24586-807		MS24586-C307			2.16	57.15				9.5	3.41	115.21	10.68	89.41	3.35
MS24586-308	MS24586-808		MS24586-C308		60.33		11.0	97.79	2.78	BN	BW					BW
MS24586-309	MS24586-809		MS24586-C309		63.50		12.5	106.17	2.45	BN	BW					BW
MS24586-310	MS24586-810		MS24586-C310		69.85		15.5	122.68	1.98	BN	BW					BW
MS24586-311	MS24586-811		MS24586-C311		76.20		18.5	139.45	1.66	BN	BW					BW
MS24586-312	MS24586-812		MS24586-C312		82.55		21.5	155.96	1.42	BN	BX					BX
MS24586-313	MS24586-813		MS24586-C313		88.90		24.0	170.94	1.27	BN	BX					BX
MS24586-314	MS24586-814		MS24586-C314		95.25		27.0	187.45	1.13	BN	BX					BX
MS24586-315	MS24586-815		MS24586-C315		101.60		30.0	203.96	1.02	BN	BX					BX
MS24586-316	MS24586-816		MS24586-C316		107.95		33.0	220.47	0.93	BN	BX					BX
MS24586-317	MS24586-817		MS24586-C317		114.30		36.0	237.24	0.85	BN	BX					BX
MS24586-318	MS24586-818		MS24586-C318		120.65		39.0	253.75	0.78	BN	BX					BX
MS24586-319	MS24586-819		MS24586-C319		127.00	42.0	270.26	0.73	BN	BX		BX				
MS24586-320	MS24586-820	MS24586-1320	MS24586-C320	25.40	1.60	63.50	11.0	7.87	43.15	4.00	150.11	0.45	BN	BW	BN	BW
MS24586-321	MS24586-821	MS24586-1321	MS24586-C321			69.85	15.0				187.96	0.33	BN	BW	BN	BW
MS24586-322	MS24586-822	MS24586-1322	MS24586-C322			76.20	19.0				225.81	0.26	BN	BW	BN	BW
MS24586-323	MS24586-823	MS24586-1323	MS24586-C323			82.55	23.0				263.65	0.22	BN	BW	BN	BW
MS24586-324	MS24586-824	MS24586-1324	MS24586-C324			1.91	63.50				9.5	6.06	69.84	6.23	121.16	1.11
MS24586-325	MS24586-825	MS24586-1325	MS24586-C325		69.85		13.0	148.59	0.81	BN	BW				BN	BW
MS24586-326	MS24586-826	MS24586-1326	MS24586-C326		76.20		16.5	176.28	0.64	BN	BW				BN	BW
MS24586-327	MS24586-827	MS24586-1327	MS24586-C327		82.55		19.5	200.91	0.54	BN	BX				BN	BX
MS24586-328	MS24586-828	MS24586-1328	MS24586-C328		88.90		23.0	228.35	0.46	BN	BX				BN	BX
MS24586-329	MS24586-829	MS24586-1329	MS24586-C329		95.25		26.5	255.78	0.40	BN	BX				BN	BX
MS24586-330	MS24586-830	MS24586-1330	MS24586-C330		101.60		29.5	280.42	0.36	BN	BX				BN	BX
MS24586-331	MS24586-831	MS24586-1331	MS24586-C331		107.95		33.0	308.10	0.32	BN	BZ				BN	BZ
MS24586-332	MS24586-832	MS24586-1332	MS24586-C332		114.30		36.5	335.53	0.29	BN	BZ				BN	BZ
MS24586-333	MS24586-833	MS24586-1333	MS24586-C333		120.65	39.5	360.17	0.27	BN	BZ	BN	BZ				
MS24586-334	MS24586-834	MS24586-1334	MS24586-C334		127.00	43.0	387.60	0.24	BN	BZ	BN	BZ				
MS24586-335	MS24586-835		MS24586-C335		2.16	69.85	12.0	5.01	98.75	8.90	130.05	1.49	BN	BX		BX
MS24586-336	MS24586-836		MS24586-C336			76.20	15.0				151.38	1.19	BN	BX		BX
MS24586-337	MS24586-837		MS24586-C337			82.55	18.0				172.72	1.00	BN	BX		BX
MS24586-338	MS24586-838		MS24586-C338			88.90	20.5				191.77	0.87	BN	BX		BX
MS24586-339	MS24586-839		MS24586-C339	95.25		23.5	213.11				0.76	BN	BX		BX	
MS24586-340	MS24586-840		MS24586-C340	101.60		26.5	234.44				0.68	BN	BX		BX	
MS24586-341	MS24586-841		MS24586-C341	107.95		29.5	255.78				0.61	BQ	BZ		BZ	
MS24586-342	MS24586-842		MS24586-C342	114.30		32.5	277.37				0.55	BQ	BZ		BZ	
MS24586-343	MS24586-843		MS24586-C343	120.65		35.5	298.70				0.50	BQ	BZ		BZ	
MS24586-344	MS24586-844		MS24586-C344	127.00		38.5	320.04				0.47	BQ	BZ		BZ	
MS24586-345	MS24586-845	MS24586-1345	MS24586-C345	2.41	69.85	11.0	4.21	133.45	12.01	116.08	2.62	BN	BX	BN	BX	
MS24586-346	MS24586-846	MS24586-1346	MS24586-C346		76.20	13.5				133.10	2.14	BN	BX	BN	BX	
MS24586-347	MS24586-847	MS24586-1347	MS24586-C347		82.55	16.0				149.86	1.80	BN	BX	BN	BX	
MS24586-348	MS24586-848	MS24586-1348	MS24586-C348		88.90	19.0				168.91	1.52	BN	BX	BN	BX	
MS24586-349	MS24586-849	MS24586-1349	MS24586-C349		95.25	21.5				185.67	1.34	BN	BX	BN	BX	
MS24586-350	MS24586-850	MS24586-1350	MS24586-C350		101.60	24.0				202.69	1.20	BQ	BZ	BQ	BZ	
MS24586-351	MS24586-851	MS24586-1351	MS24586-C351		107.95	26.5				219.46	1.09	BQ	BZ	BQ	BZ	
MS24586-352	MS24586-852	MS24586-1352	MS24586-C352		114.30	29.5				238.51	0.98	BQ	BZ	BQ	BZ	
MS24586-353	MS24586-853	MS24586-1353	MS24586-C353		120.65	32.0				255.27	0.90	BQ	BZ	BQ	BZ	
MS24586-354	MS24586-854	MS24586-1354	MS24586-C354		127.00	34.5				272.29	0.84	BQ	CA	BQ	CA	

WAVE SPRINGS SPECIFICATION FORM



INDICATE UNITS OF MEASURE (IN. & LB.), (MM & N)

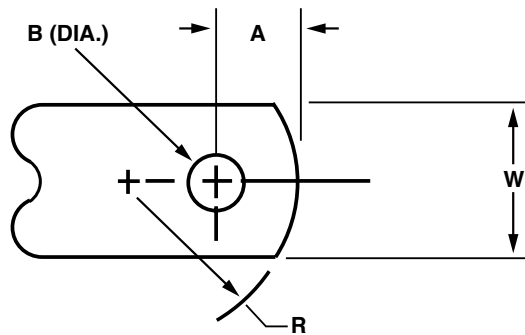
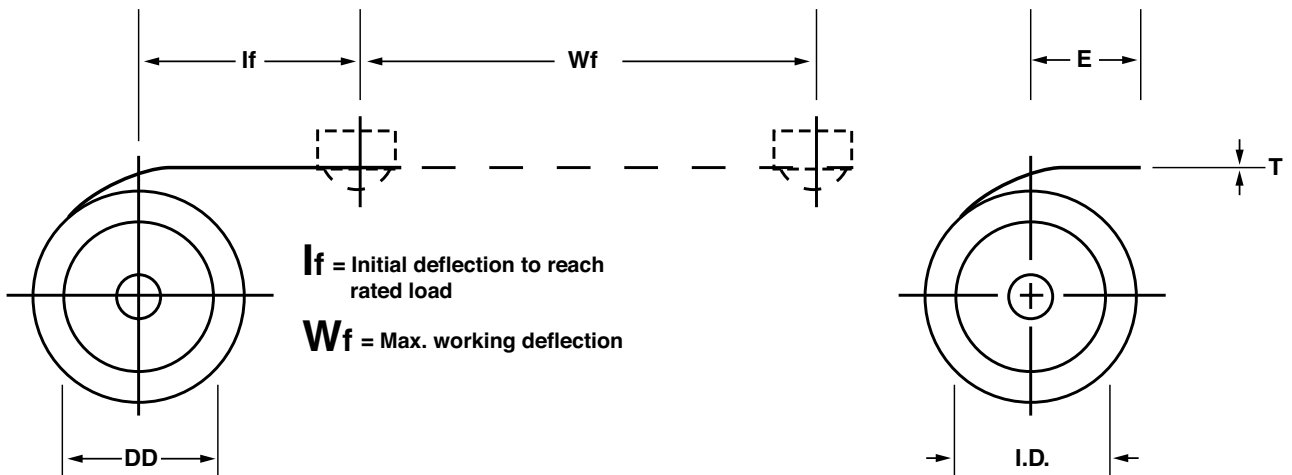
1. MATERIAL _____
2. WIRE THICKNESS _____
3. RADIAL WALL _____
4. DIRECTION OF WIND OPT LH RH
 OUTSIDE DIAMETER _____
 INSIDE DIAMETER _____
5. FREE HEIGHT _____
6. RATE _____ +/- _____ BETWEEN _____ & _____
7. LOAD 1 _____ +/- _____ @ _____
8. LOAD 2 _____ +/- _____ @ _____

9. HOLE DIAMETER _____
10. ROD DIAMETER _____
11. NUMBER OF TURNS _____
12. WAVES PER TURN _____
13. SQUARENESS _____
14. FINISH _____
15. FREQUENCY OF COMPRESSION
 _____ CYCLES/SEC. AND WORKING RANGE
 _____ HEIGHT 1 TO _____ HEIGHT 2
16. OPERATING TEMP. _____ °F/°C
17. OTHER: _____

QUANTITY TO QUOTE FOR _____

CUSTOMER NAME:	A/C No:	ENQUIRY TAKEN BY:
CUSTOMER CONTACT		DATE TO SUPPLIER:
TEL No:	EMAIL:	DATE PRICE RECEIVED:

CONSTANT FORCE SPRINGS SPECIFICATION FORM



INDICATE UNITS OF MEASURE (IN. & LB.), (MM & N)

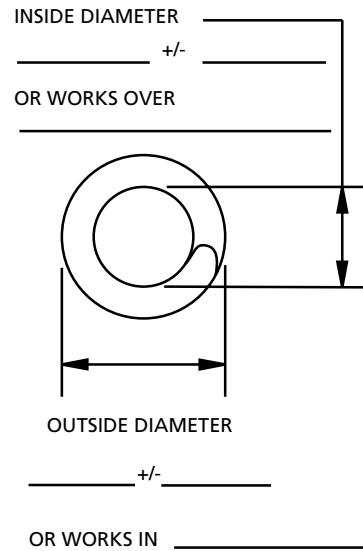
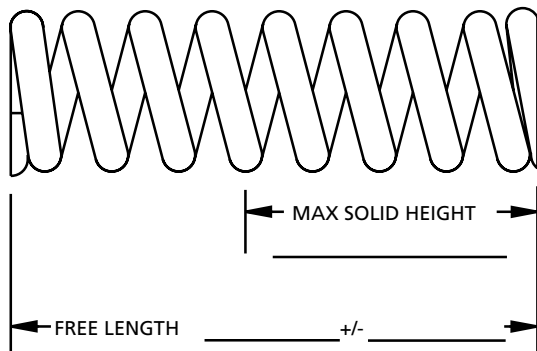
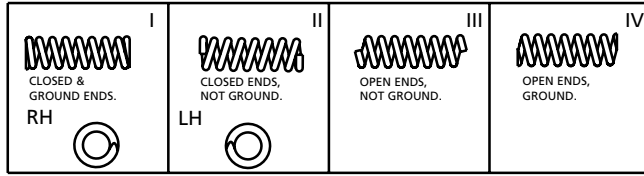
- | | |
|--|---|
| <p>1. MATERIAL _____</p> <p>2. MATERIAL THICKNESS _____</p> <p>3. MATERIAL WIDTH _____</p> <p>4. LENGTH _____</p> <p>5. INSIDE DIA _____</p> <p>6. DRUM DIA _____</p> <p>7. LOAD _____ +/- _____
 @ WORKING DEFLECTION _____</p> | <p>8. LIFE CYCLES _____</p> <p>9. STANDARD END CONFIGURATION: (OTHER CONFIGURATIONS AVAILABLE UPON REQUEST)</p> <p>DIMENSION 'A' _____</p> <p>DIMENSION 'B' (DIA) _____</p> <p>END RADIUS 'R' _____</p> <p>PICKUP LENGTH 'E' _____</p> <p>10. FINISH _____</p> <p>11. OPERATING TEMP. _____ °F/°C</p> <p>12. OTHER: _____</p> |
|--|---|

QUANTITY TO QUOTE FOR _____

CUSTOMER NAME:	A/C No:	ENQUIRY TAKEN BY:
		DATE TO SUPPLIER:
CUSTOMER CONTACT		DATE PRICE RECEIVED:
TEL No:	EMAIL:	

COMPRESSION SPRINGS SPECIFICATION FORM

Compression springs are generally specified to work in a bore or over a rod. They can be supplied with end coils closed and ground square for optimum alignment and reduced solid height. Springs can also be pre-stressed during manufacture to maintain length at elevated stress levels.



INDICATE UNITS OF MEASURE (IN & LB), (MM & N)

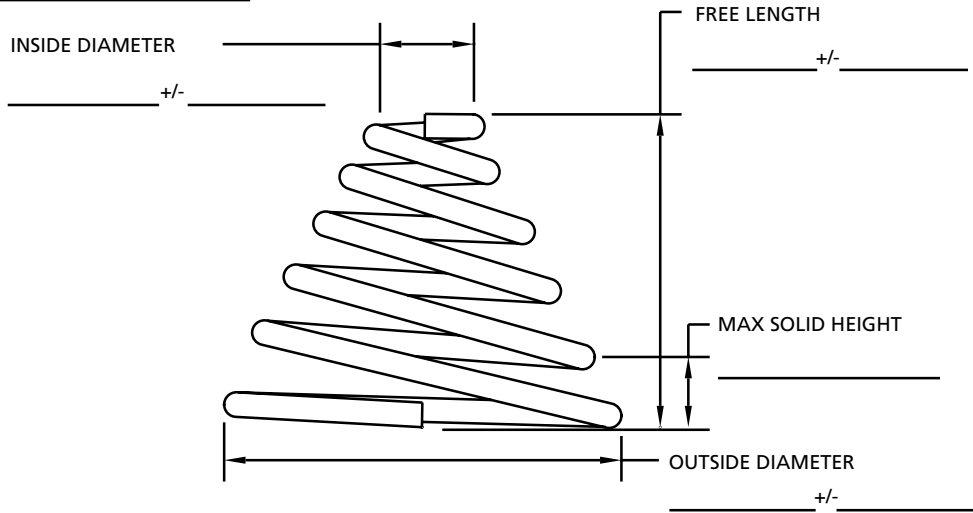
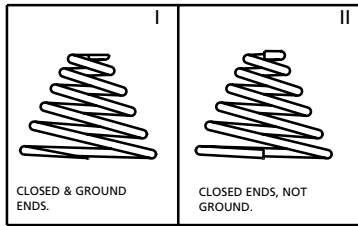
- | | |
|---|--|
| 1. MATERIAL _____ | 8. LOAD 2 _____ +/- _____ @ _____ |
| 2. WIRE DIA. _____ | 9. No. OF ACTIVE COILS _____ |
| 3. DIRECTION OF WIND <u>OPT</u> LH RH | 10. TOTAL No. OF COILS _____ |
| 4. STYLE OF END <u>I</u> <u>II</u> <u>III</u> <u>IV</u> | 11. FINISH _____ |
| 5. SQUARENESS _____ | 12. FREQUENCY OF COMPRESSION _____ CYCLES/SEC |
| 6. RATE _____ +/- _____ BETWEEN _____ & _____ | AND WORKING RANGE _____ LENGTH 1 TO _____ LENGTH 2 |
| 7. LOAD 1 _____ +/- _____ @ _____ | 13. OPERATING TEMP _____ °F/ °C |
| | 14. OTHER _____ |

QUANTITY TO QUOTE FOR _____

CUSTOMER NAME:	A/C No:	ENQUIRY TAKEN BY:
		DATE TO SUPPLIER:
CUSTOMER CONTACT		DATE PRICE RECEIVED:
TEL No:	EMAIL:	

CONICAL SPRINGS SPECIFICATION FORM

Conical springs are specified where the large end is designed to work in a bore and the small end fits over a rod. Springs of this type offer reduced solid height compared to straight compression springs, especially when they are capable of 'telescoping'.



INDICATE UNITS OF MEASURE (IN & LB), (MM & N)

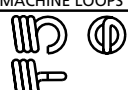

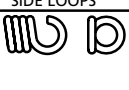
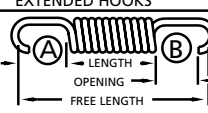
- | | |
|--|--|
| 1. MATERIAL _____ | 8. No. OF ACTIVE COILS _____ |
| 2. WIRE DIA. _____ | 9. TOTAL No. OF COILS _____ |
| 3. DIRECTION OF WIND <u> </u> OPT <u> </u> LH <u> </u> RH | 10. FINISH _____ |
| 4. STYLE OF END <u> </u> I <u> </u> II | 11. FREQUENCY OF COMPRESSION _____ CYCLES/SEC |
| 5. RATE _____ +/- _____ BETWEEN _____ & _____ | AND WORKING RANGE _____ LENGTH 1 TO _____ LENGTH 2 |
| 6. LOAD 1 _____ +/- _____ @ _____ | 12. OPERATING TEMP _____ °F/ °C |
| 7. LOAD 2 _____ +/- _____ @ _____ | 13. OTHER _____ |

QUANTITY TO QUOTE FOR _____

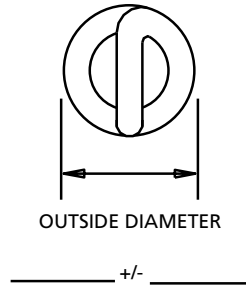
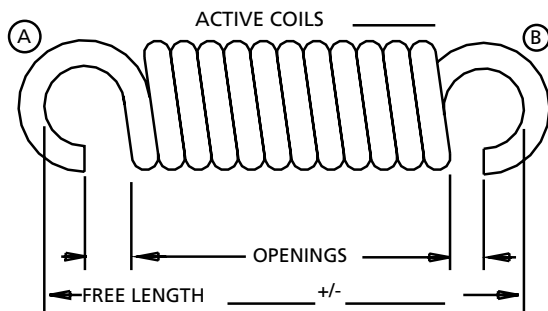
CUSTOMER NAME:	A/C No:	ENQUIRY TAKEN BY:
CUSTOMER CONTACT		DATE TO SUPPLIER:
TEL No:	EMAIL:	DATE PRICE RECEIVED:

EXTENSION SPRINGS SPECIFICATION FORM

Extension springs feature a close wound body with loops on both ends to facilitate attachment. They are supplied wound with initial tension that can be varied within a limited range to achieve different loading characteristics. Other features such as loop diameter, opening and relative position can be modified to ensure a proper fit.

END STYLE	I MACHINE LOOPS	II CROSSOVER	III SIDE LOOPS	IV EXTENDED HOOKS
LOOP TYPE				
RECOMMENDED LOOP LENGTH:				
MIN	1/2 I.D.	I.D.	I.D.	1.1 x I.D.
MAX	1.1 x I.D.	I.D.	I.D.	AS REQUIRED

LOOP/HOOK (A) LENGTH _____ +/- _____ OPENING _____ +/- _____
 LOOP/HOOK (B) LENGTH _____ +/- _____ OPENING _____ +/- _____



INDICATE UNITS OF MEASURE (IN & LB), (MM & N)

1. MATERIAL _____
2. WIRE DIA. _____
3. DIRECTION OF WIND OPT LH RH
4. END STYLE (A) I II III IV (B) I II III IV (SEE ABOVE)
5. INITIAL TENSION _____ +/- _____
6. RATE _____ +/- _____ BETWEEN _____ & _____
7. LOAD 1 _____ +/- _____ @ _____
8. LOAD 2 _____ +/- _____ @ _____

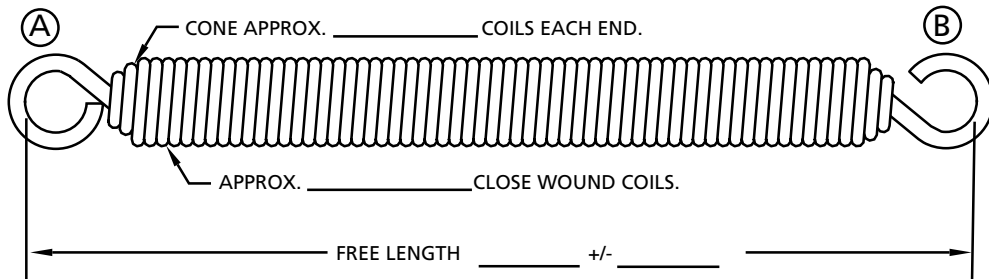
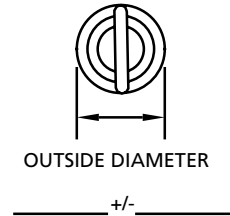
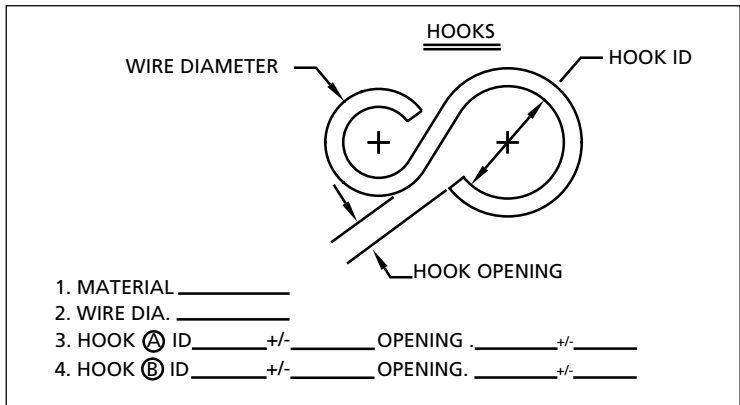
9. MAXIMUM EXTENDED LENGTH (INSIDE ENDS) WITHOUT SET _____
10. RELATIVE LOOP POSITION _____ RANDOM OR _____ ALIGNED
AT _____ DEGREES +/- _____ DEGREES
11. FINISH _____
12. FREQUENCY OF EXTENSION _____ CYCLES/SEC
AND WORKING RANGE _____ LENGTH 1 TO _____ LENGTH 2
13. OPERATING TEMP _____ °F/ °C
14. OTHER _____

QUANTITY TO QUOTE FOR _____

CUSTOMER NAME:	A/C No:	ENQUIRY TAKEN BY:
CUSTOMER CONTACT		DATE TO SUPPLIER:
TEL No:	EMAIL:	DATE PRICE RECEIVED:

SWIVEL HOOK SPRINGS SPECIFICATION FORM

Swivel hook springs are best suited to heavy duty or high cycle applications. Unlike standard extension springs of similar dimension the hooks on these springs can be designed for optimum life cycle requirements and can also rotate to suit alignment conditions.



INDICATE UNITS OF MEASURE (IN & LB), (MM & N)

8. MAXIMUM EXTENDED LENGTH (INSIDE ENDS) WITHOUT SET

1. MATERIAL _____
2. WIRE DIA. _____
3. DIRECTION OF WIND OPT LH RH
4. INITIAL TENSION _____ +/- _____
5. RATE _____ +/- _____ BETWEEN _____ & _____
6. LOAD 1 _____ +/- _____ @ _____
7. LOAD 2 _____ +/- _____ @ _____
9. FINISH _____
10. FREQUENCY OF EXTENSION _____ CYCLES/SEC
 AND WORKING RANGE _____ LENGTH 1 TO _____ LENGTH 2
11. OPERATING TEMP _____ °F/ °C
12. OTHER _____

QUANTITY TO QUOTE FOR _____

CUSTOMER NAME:	A/C No:	ENQUIRY TAKEN BY:
		DATE TO SUPPLIER:
CUSTOMER CONTACT		DATE PRICE RECEIVED:
TEL No:	EMAIL:	

TORSION SPRINGS SPECIFICATION FORM

Torsion springs are designed to operate over a mandrel. They are wound left or right hand as required to withstand the loads applied. Spring legs are specified to ensure proper fit and function.

TABLE 1

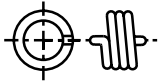
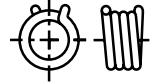

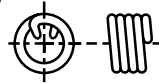


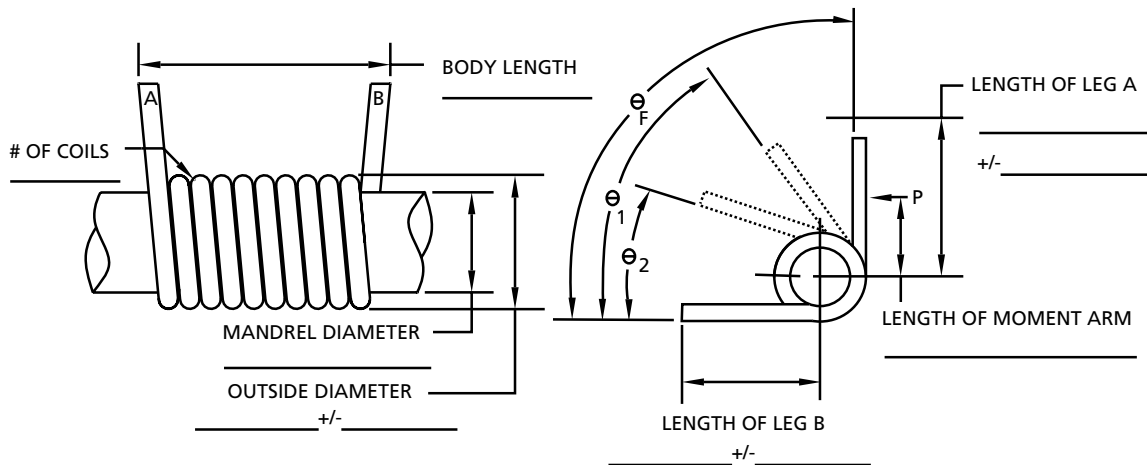
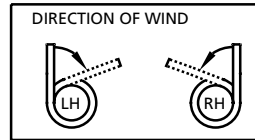
I  Straight Offset Ends	II  Short Hook Ends	III  Double Torsion
IV  Hinge Ends	V  Straight Torsion Ends	VI  Special Ends

TABLE 2



INDICATE UNITS OF MEASURE (IN & LB), (MM & N)

1. MATERIAL _____

2. WIRE DIA. _____

3. DIRECTION OF WIND LH RH (SEE TABLE 2)

4. END STYLE (A) I II III IV V VI (SEE TABLE 1)

5. STYLE OF END (B) I II III IV V VI (SEE TABLE 1)

6. RATE _____ +/- _____ BETWEEN _____ PER TURN (360°)

7. TORQUE 1 _____ +/- _____ AT \ominus 1 _____ °

8. TORQUE 2 _____ +/- _____ AT \ominus 2 _____ °

9. LENGTH OF SPACE AVAILABLE _____

10. MAXIMUM WOUND POSITION _____ ° FROM FREE POSITION

11. \ominus F _____ FREE ANGLE OR POSITION

12. FINISH _____

13. FREQUENCY OF ROTATION _____ CYCLES/SEC

AND WORKING RANGE \ominus _____ ° TO \ominus _____ ° DEFLECTION

13. OPERATING TEMP _____ °F/ °C

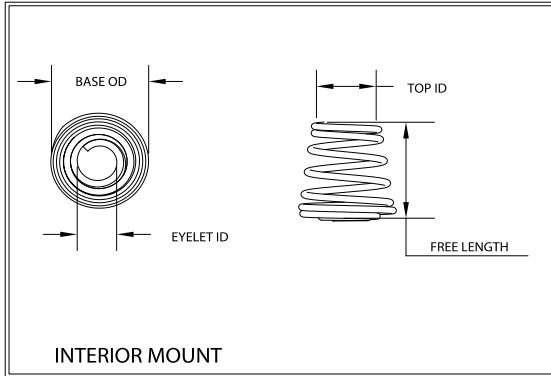
QUANTITY TO QUOTE FOR _____

CUSTOMER NAME:	A/C No:	ENQUIRY TAKEN BY:
		DATE TO SUPPLIER:
CUSTOMER CONTACT		DATE PRICE RECEIVED:
TEL No:	EMAIL:	

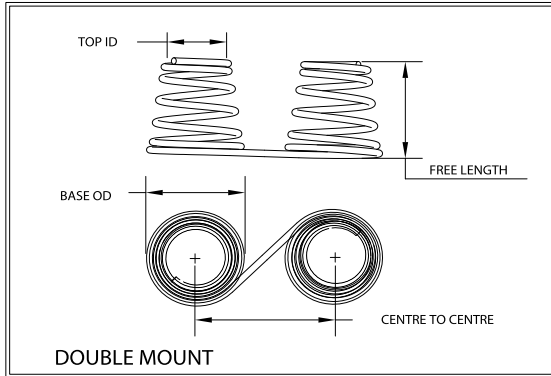
BATTERY SPRINGS SPECIFICATION FORM

Battery springs can be configured to meet custom specifications and materials. When designing Battery springs, determine contact location based on the American National Standards Institute's and IEC standard dimensions. Refer to ANSI Standard C18 and International Electrotechnical Commission IEC86.

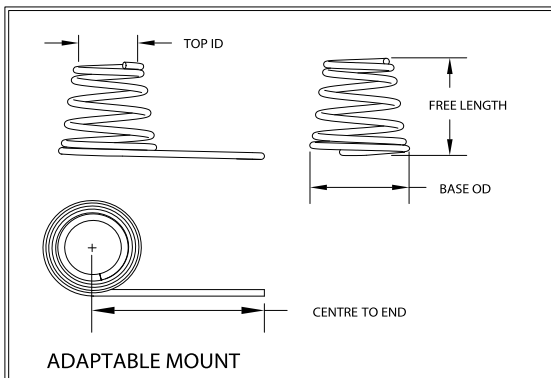
SPRING TYPE (I)



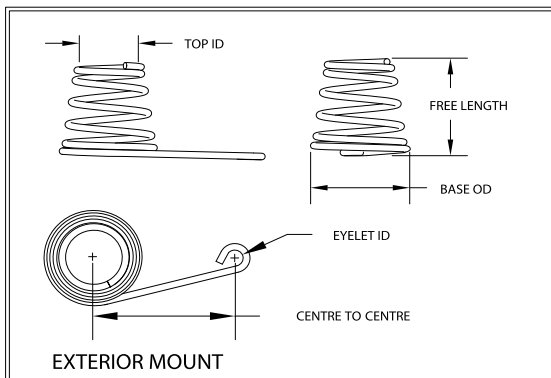
SPRING TYPE (II)



SPRING TYPE (III)



SPRING TYPE (IV)



INDICATE UNITS OF MEASURE (IN & LB), (MM & N)

1. SPRING TYPE I II III IV

2. BATTERY TYPE AA AAA C D

3. MATERIAL _____

4. WIRE DIAMETER _____

5. BASE OD _____ +/- _____

6. TOP ID _____ +/- _____

7. FREE LENGTH _____ +/- _____

8. CENTRE TO CENTRE/END _____ +/- _____

9. EYELET ID _____ +/- _____

10. NUMBER OF ACTIVE COILS _____

11. TOTAL NUMBER OF COILS _____

12. APPROX LOAD _____ @ _____

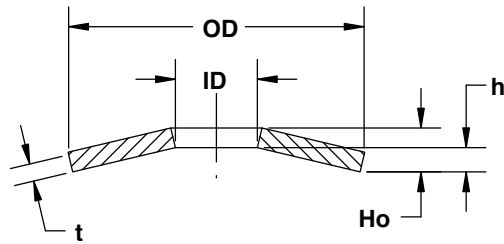
13. FINISH _____

QUANTITY TO QUOTE FOR _____

CUSTOMER NAME:	A/C No:	ENQUIRY TAKEN BY:
		DATE TO SUPPLIER:
CUSTOMER CONTACT		DATE PRICE RECEIVED:
TEL No:	EMAIL:	

BELLEVILLE SPRINGS SPECIFICATION FORM

When a compression spring application requires a high load in a small space Belleville washers provide a solution. The conical form of these springs enables them to support high loads with relatively small deflections and solid heights compared with helical springs. Belleville springs are often used to solve vibration, thermal expansion, relaxation and bolt creep problems.



ARRANGEMENT TYPE

A. Single Disk	B. Parallel	C. Series	D. Series-Parallel
Load: _____	Disks: _____	Disks: _____	Disks in Serie: _____
@ <input type="checkbox"/> Deflection	Load: _____	Load: _____	Disks in Parallel: _____
<input type="checkbox"/> Flat	@ <input type="checkbox"/> Deflection	@ <input type="checkbox"/> Deflection	Load: _____
_____	<input type="checkbox"/> Flat	<input type="checkbox"/> Flat	@ <input type="checkbox"/> Deflection
	_____	_____	<input type="checkbox"/> Flat

INDICATE UNITS OF MEASURE (IN & LB), (MM & N)

- MATERIAL _____
- THICKNESS (t) _____
- OD _____ +/- _____ OR WORKS IN _____
- ID _____ +/- _____ OR WORKS OVER _____
- HEIGHT (Ho) _____ +/- _____
- (h) _____

- (h/t) _____
- ARRANGEMENT TYPE A B C D
- STACK HEIGHT _____
- OPERATING TEMP _____ °F/ °C
- FINISH _____
- OTHER _____

QUANTITY TO QUOTE FOR _____

CUSTOMER NAME:	A/C No:	ENQUIRY TAKEN BY:
		DATE TO SUPPLIER:
CUSTOMER CONTACT		
		DATE PRICE RECEIVED:
TEL No:	EMAIL:	

Custom Springs, Wire Forms, Stampings and Fourslide Parts

Lee Spring Offers Support for Every Stage of Custom Design, Manufacturing And Distribution

- Applications/concurrent engineering staff
- Regulatory expertise including RoHS, REACH and DFARS
- Proof of concept methodologies
- CAD assisted product design, drawing and modeling
- In-house prototype production services for rapid turnaround
- Global supply chain network for both production and distribution
- Blanket agreement and consignment inventory management capabilities
- Short and long production run capabilities
- In-house tooling production including EDM
- Proprietary integrated quality control system
- Extensive experience working with Aerospace/Military specifications (AS9100), automotive specifications (TS16949) and FDA Trial Support (21 CFR Part 820)
- ISO 9001 registered quality management system



From Start to Finish, Lee Spring has the Custom Capabilities You Need!

Spring Types and Dimensions		
Compressed Springs	Outside Diameter: 0.010"– 5.75"/0.25 mm – 146.1 mm	Wire Diameter: 0.002"– 0.625"/0.05 mm – 15.88 mm
Extension Springs	Outside Diameter: 0.010"– 5.75"/0.25 mm – 146.1 mm	Wire Diameter: 0.002"– 0.625"/0.05 mm – 15.88 mm
Torsion Springs	Outside Diameter: 0.010"– 5.75"/0.25 mm – 146.1 mm	Wire Diameter: 0.002"– 0.625"/0.05 mm – 15.88 mm
Wave Springs	Outside Diameter: 0.210"– 5.000"/5.33 mm – 127.0 mm	Inside Diameter: 0.150"– 4.54"/3.81 mm – 115.32 mm
Constant Force	Min. Outside Diameter: 0.340"/8.636 mm Min. Length: 11.80"/299.72 mm	Inside Diameter: 0.280"– 1.97"/7.11 mm – 50.04 mm
Wire Forms	Wire Diameters: 0.010"– 0.24"/0.25 mm – 6 mm	Maximum Finished Length: 60"/1524 mm
Stampings	Strip Width: up to 3" /76.20 mm	Strip Thickness: 0.005 to 0.062"/0.13 mm – 1.57 mm
Fourslide Parts	Strip Width: 0.010"– 0.500"/0.25 mm – 12.70 mm Strip Thickness: 0.003"– 0.125"/0.08 mm – 3.18 mm	Wire Diameter: 0.005"– 0.187"/0.13 mm – 4.75 mm

Distinct production capabilities including: Plastic Compression, Drawbar, Cone, Double Torsion, Specialty Extension and more.

Materials	
• Beryllium Copper	• Inconel®§
• Brass	• Monel®§
• Carbon Steel, Hard Drawn	• Music Wire
• Carbon Steel, Oil Tempered	• Phosphor Bronze
• Chrome Silicon, Oil Tempered	• Plastic Composites
• Chrome Vanadium, Oil Tempered	• Stainless Steel, 300 Series
• Elgiloy®*	• Stainless Steel, 17-7
• Hastelloy®**	
Inquire regarding additional materials.	

Secondary Operations, Finishing and Services	
• Assembly	• Passivation
• Color Coding	• Powder Coating
• Electropolishing	• Shot Peening
• Grinding	• Spring Setting
• Heat Treating	• Plating: Nickel, Zinc, Cadmium
• Looping	• Special Finishes: (e.g., Black Oxide)

* Elgiloy is a trademark of Elgiloy Ltd. Partnership

**Hastelloy is a registered trademark of Haynes International Inc.

§ Inconel and Monel are registered trademarks of Special Metals Corporation

SPECIFICATIONS & TOLERANCES

All the 25,000 + different types of Stock springs listed in this catalogue have been selected to reflect the most popular sizes ordered. Design and manufacturing tolerances generally follow the guideline requirements of:

BS 1726-1:2002 and BS EN 13906-1:2002 for compression springs
BS 1726-2:2002 and BS EN 13906-2:2002 for extension springs
BS 1726-3:2002 and BS EN 13906-3:2002 for torsion springs

Springs are manufactured from materials to military, aerospace and/or equivalent British or DIN standards.

Material data

Subject to the availability of material, springs may be made from either standard:

Music wire:

ASTM A228, DIN 17223, BS 5216, EN 10270-1, IS4454-1, or JIS-G-3522

Stainless steel:

ASTM A313, A666, AMS A5906, DIN 17224, BS 2056, EN 10270-3, IS4454-4, or JIS-G-4314, 4305

Oil tempered MB:

ASTM A229, DIN 17223, BS 2803, IS4454-2, or EN 10270-2

Chrome silicon:

ASTM A401, DIN 17223, BS 2803, IS4454-2, or EN 10270-2

Stress relief

Standard compression, die, extension and torsion springs as well as Belleville spring washers are stress relieved to remove strains induced during manufacture. Die and heavy duty compression springs are shot peened and prestressed to enhance their performance. Music Wire Springs (excluding die springs) are de-embrittled at no extra cost.

Finishing

Our Lite Pressure™ 316 stainless steel springs are ultrasonically cleaned as well as passivated.

Passivation is in accordance with specification BS EN 2516:1997 or ASTM A967.

Zinc plating is in accordance with specification BS EN 12329:2000 or ASTM B633 Class Fe/Zn 5 Type III (0.0002" thick with clear chromate) and baked for hydrogen embrittlement relief.

Die springs are painted different colours to denote duty:

Medium Load – Grey
Medium Load Plus – Beige
Medium Heavy Load – Purple
Heavy Load – Black
Extra Heavy Load – Orange

All music wire instrument compression, extension and torsion springs are furnished zinc plated or based on using pre-coated tin or pre-coated zinc wire at Lee Spring's discretion without supplemental zinc plating.

All our stock springs are RoHS compliant, with the exception of Cadmium-Plated MIL-SPEC Springs.



Operational Temperatures

Noticeable deterioration in performance of springs will become apparent if the temperature in which the springs are operating exceed the following maximum temperature recommendations.

MUSIC WIRE 120°C (250°F)
STAINLESS STEEL 260°C (500°F)
OIL TEMPERED MB 120°C (250°F)
CHROME SILICON 245°C (475°F)

Note:

For operation in extreme cold temperatures stainless steel must be used or consider special order for exotic alloys.

Tolerances

Spring manufacturing, as in many other production processes, is not exact. It can be expected to produce variations in such spring characteristics as load, mean coil diameter, free length, and the relationship of ends or hooks. The very nature of spring forms, materials and standard manufacturing processes cause inherent variations. The overall quality level for a given spring design, however, can be expected to be superior with spring manufacturers who specialise in precision, high-quality components. Normal or average tolerances on performance and dimensional characteristics may be expected to be different for each spring design. Manufacturing variations in a particular spring depend largely on variations in spring characteristics, such as index, wire diameter, number of coils, free length, deflection and ratio of deflection to free length.

End Information

Lite Pressure™ and instrument series compression springs have ends closed but not ground.

Standard compression, heavy duty and die springs have ends closed and ground square (tolerance 3°).

Extension springs have loops in random position, unless otherwise specified.

Direction of Helix

Lee Spring Lite Pressure™, compression, die and extension springs maybe left or right-hand wound at the company's discretion. If direction of wind is critical, please specify at time of ordering.

Continuous length springs are right-hand wound.

CONVERSION DATA

Quantity	To convert from	To	Multiply by	
Length	Feet (ft)	Metres	.3048	
	Metres (m)	Millimetres	304.8	
	Inches (in)	Feet	3.2808	
		Inches	39.3701	
Area	Square Inches (in ²)	Metres	0.0254	
	Square Millimetres (mm ²)	Millimetres	25.4	
Volume	Cubic Inches (in ³)	Square Millimetres	645.16	
	Cubic Millimetres (mm ³)	Square Inches	0.00155	
Force	Pounds Force (lbf)	Cubic Millimetres	16387.064	
		Cubic Inches	0.000061024	
		Newtons	4.4480	
		Kilograms Force	0.4536	
	Newton (N)	Pounds Force	0.2249	
		Kilograms Force	0.102	
		Newtons	9.807	
		Pounds Force	2.2046	
	Rate	Pounds Force per Inch (lbf/in)	Kilograms Force per Millimetre	0.017858
			Newtons per Millimetre	0.1751
Newton per Millimetre (N/mm)		Pounds Force per Inch	5.709	
		Kilograms Force per Millimetre	0.102	
		Newtons per Millimetre	9.807	
Torque	Pound Force-inch (lbf/in)	Pounds Force per Inch	55.998	
		Kilogram Force-Millimetre	11.52136	
		Newton-Metre	0.11302	
		Pound Force-inch	8.84763	
		Ounce Force-inch	141.562	
		Kilogram Force-Millimetre	101.937	
		Pound Force-inch	0.086796	
		Newton-Metre	0.00981	
		Ounce Force-inch	1.3887	
		Pound Force-inch	0.0625	
Stress	Pound Force per Square Inch (lbf/in ²)	Newton-Metre	0.007064	
		Kilogram Force-Millimetre	0.72	
		kgf/mm ²	0.000703	
		hbar	0.000689	
		N/mm ²	0.006895	
		tonf/in ²	0.000446	
		lbf/in ²	1422.823	
		hbar	0.981	
		N/mm ²	9.81	
		tonf/in ²	0.635	
		lbf/in ²	1450.38	
		N/mm ²	10	
		kgf/mm ²	1.019368	
		tonf/in ²	0.6475	
		lbf/in ²	145.038	
	kgf/mm ²	0.101937		
	hbar	0.1		
	tonf/in ²	0.06475		
	lbf/in ²	2240.0		
	kgf/mm ²	1.5743		
	hbar	1.54442		
	N/mm ²	15.4442		
Pressure	Pound Force per Square Inch	to kPa	6.895	
Length	1 cm = 0.3937 in	1 in = 25.4 mm	1 m = 3.2808 ft	
	1 ft = 0.3048 m	1 km = 0.6214 mile	1 mile = 1.6093 km	
Weight	1 g = 0.0353 oz	1 oz = 28.35 g		
	1 kg = 2.2046 lb	1 lb = 0.4536 kg		
	1 tonne = 0.9842 ton	1 ton = 1.016 tonne		
Area	1 m ² = 1.196 yard ²	1 in ² = 645.2 mm ²		
	1 hectare = 2.471 acre	1 yard ² = 0.8361 m ²		
	1 acre = 0.4047 hectare	1 sq mile = 259 hectare		

MATHEMATICAL SYMBOLS

+	plus or positive	~	of the order of	∞	infinity
-	minus or negative		or similar to	∝	proportional to
±	plus or minus, positive or negative	>	greater than	∑	sum of
x	multiplied by	<	less than	∏	product of
÷	divided by	>	not greater than	Δ	difference
=	equal to	⋯	not less than	∴	therefore
≡	identically equal to	≥	greater than or equal to	∠	angle
≠	not equal to	≤	less than or equal to		parallel to
≠	not identically equal to	≧	much greater than	⊥	perpendicular to
≈	approximately equal to	≦	much less than	:	is to
		√	square root		

GLOSSARY

Active coils (effective coils, working coils). The coils of a spring that at any instant are contributing to the rate of the spring.

Buckling. The unstable lateral distortion of the major axis of a spring when compressed.

Closed end. The end of a helical spring in which the helix angle of the end coil has been progressively reduced until the end coil touches the adjacent coil.

Compression spring. A spring whose dimension, in the direction of the applied force, reduces under the action of that force.

Compression test. A test carried out by pressing a spring to a specified length a specified number of times.

Creep. The change in length of a spring over time when subjected to a constant force.

Deflection. The relative displacement of the ends of a spring under the application of a force.

Elastic deformation. The deformation that takes place when a material is subjected to any stress up to its elastic limit. On removal of the force causing this deformation the material returns to its original size and shape.

Elastic limit (limit of proportionality). The highest stress that can be applied to a material without producing permanent deformation.

End fixation factor. A factor used in the calculation of buckling to take account of the method of locating the end of the spring.

Extension spring. A spring whose length, in the direction of the applied force, increases under the application of that force.

Fatigue. The phenomenon that gives rise to a type of failure which takes place under conditions involving repeated or fluctuating stresses below the elastic limit of the material.

Fatigue limit. The value, which may be statistically determined, of the stress condition below which material may endure an infinite number of stress cycles.

Fatigue strength (endurance limit). A stress condition under which a material will have a life of a given number of cycles.

Fatigue test. A test to determine the number of cycles of stress that will produce failure of a component or test piece.

Finish. A coating applied to protect or decorate springs.

Free length. The length of a spring when it is not loaded.

NOTE. In the case of extension springs this may include the anchor ends.

Grinding. The removal of metal from the end faces of a spring by the use of abrasive wheels to obtain a flat surface which is square with the spring axis.

Helical spring. A spring made by forming material into a helix.

Helix angle. The angle of the helix of a helical coil spring.

Hysteresis. The lagging of the effect behind the cause of the effect. A measure of hysteresis in a spring is represented by the area between the loading and unloading curves produced when the spring is stressed within the elastic range.

Index. The ratio of the mean coil diameter of a spring to the material diameter for circular sections or radial width of cross section for rectangular or trapezoidal sections.

Initial tension. The part of the force exerted, when a close coiled spring is axially extended, that is not attributable to the product of the theoretical rate and the measured deflection.

Inside coil diameter of a spring. The diameter of the cylindrical envelope formed by the inside surface of the coils of a spring.

Loop (eye, hook). The formed anchoring point of a helical spring or wire form. When applied to an extension spring, it is usually called a loop. If closed, it may be termed an eye and if partially open may be termed a hook.

Modulus of elasticity. The ratio of stress to strain within the elastic range.

NOTE. The modulus of elasticity in tension or compression is also known as Young's modulus and that in shear as the modulus of rigidity.

Open end. The end of an open coiled helical spring in which the helix angle of the end coil has not been progressively reduced.

Outside coil diameter. The diameter of the cylindrical envelope formed by the outside surface of the coils of a spring.

Permanent set (set). The permanent deformation of a spring after the application and removal of a force.

Pitch. The distance from any point in the section of any one coil to the corresponding point in the next coil when measured parallel to the axis of the spring.

Prestressing (scragging). A process during which internal stresses are induced into a spring.

NOTE. It is achieved by subjecting the spring to a stress greater than that to which it is subjected under working conditions and higher than the elastic limit of the material. The plastically deformed areas resulting from this stress cause an advantageous redistribution of the stresses within the spring. Prestressing can only be performed in the direction of applied force.

Rate (stiffness). The force that has to be applied in order to produce unit deflection.

Relaxation. Loss of force of a spring with time when deflected to a fixed position.

NOTE. The degree of relaxation is dependent upon, and increases with, the magnitude of stress, temperature and time.

Safe deflection. The maximum deflection that can be applied to a spring without exceeding the elastic limit of the material.

Screw insert. A plug screwed into the ends of a helical extension spring as a means of attaching a spring to another component. The plug has an external thread, the diameter, pitch and form of which match those of the spring.

Shot peening. A cold working process in which shot is impacted on to the surfaces of springs thereby inducing residual stresses in the outside fibres of the material.

NOTE. The effect of this is that the algebraic sum of the residual and applied stresses in the outside fibres of the material is lower than the applied stress, resulting in improved fatigue life of the component.

Solid length. The overall length of a helical spring when each and every coil is in contact with the next.

Solid force. The theoretical force of a spring when compressed to its solid length.

Space (gap). The distance between one coil and the next coil in an open coiled helical spring measured parallel to the axis of the spring.

Spring seat. The part of a mechanism that receives the ends of a spring and which may include a bore or spigot to centralise the spring.

Stress (bonding stress, shear stress). The force divided by the area over which it acts. This is applied to the material of the spring, and for compression and extension springs is in torsion or shear, and for torsion springs is in tension or bending.

Stress correction factor. A factor that is introduced to make allowance for the fact that the distribution of shear stress across the wire diameter is not symmetrical. NOTE. This stress is higher on the inside of the coil than it is on the outside.

Stress relieving. A low temperature heat treatment carried out at temperatures where there is no apparent change in the metallurgical structure of the material. The purpose of the treatment is to relieve stresses induced during manufacturing processes.

Variable pitch spring. A helical spring in which the pitch of the active coils is not constant.



Global Flexibility

An expanding global presence and an in-depth knowledge of the worldwide marketplace puts Lee Spring at the leading edge of creating market-specific solutions.

With steady focus and attention to detail, Lee Spring partners with your business to find solutions that meet your geographic requirements wherever your business takes you in the world.

Serving Industries Worldwide

Lee Spring is your global source for stock springs, custom springs, and wire products for international industries including:

- Aerospace
- Computer and Telecommunications
- Defense
- Industrial and Manufacturing Equipment
- Instrumentation and Controls
- Medical, Dental and Veterinary Devices
- Pharmaceutical Delivery Systems
- Robotics and Automations
- Sporting Goods and Toys
- Stampings and Machining
- Tools and Hardware
- Transportation
- Valves and Pumps and more...



LOCATIONS



Global Headquarters

New York

Lee Spring
140 58th Street #3C
Brooklyn, NY 11220
Phone: 888-777-4647
Fax: 888-426-6655
sales@leespring.com

North America Locations

Arizona

1235 North Hobson Street
Gilbert, AZ 85233

Missouri

1334 Charlestown Ind. Dr.
St. Charles, MO 63303

Connecticut

245 Lake Avenue
Bristol, CT 06010

North Carolina

104 Industrial Ave.
Greensboro, NC 27406

Mexico & Latin America

Mexico

Lee Spring de Mexico
Ave. Apolo 519, Edificio 22
Parque Industrial Kalas del Poniente
Santa Catarina, N.L. 66367 Mexico
Phone: 1 800 110 2500
Phone (Mexico): +52 818 308 7070
Fax: +52 818 308 7080
ventas@leespring.com

Europe

England

Lee Spring Limited
Latimer Road
Wokingham, Berkshire,
RG41 2WA, England
Phone: +44 118 978 1800
Fax: +44 118 977 4832
sales@leespring.co.uk

Germany

Lee Spring GmbH
Altenaer Straße 23
58507 Lüdenscheid Germany
Phone: 0049 2351 985 949-0
Fax: 0049 2351 985 949-13
verkauf@leespring.de

Asia

China

Lee Spring (Suzhou) Co., Ltd.
2F Block 15
No. 8 Dong Fu Road
Suzhou Industrial Park,
Suzhou, 215123, PRC
Phone: +86 512 6706 7226 /7 /8
Fax: +86 512 6706 7225
sales@leespring.cn

Lee Spring (Suzhou) Co., Ltd.
- Tianjin Branch
1F Block 3

No.7 Hongxuan Road
Huaming High-Tech Zone
Tianjin, 300308, PRC
Phone: +86 22 5823 7228
sales@leespring.cn

India & Middle East

India

Lee Spring Company India Pvt Ltd.
Plot No: 182, Hosur Main Road
Bommasandra Industrial Area,
Bommasandra,
Bengaluru, Karnataka – 560 099 India
Phone: +91 80 49376666
Fax: +91 80 49376699
india-sales@leespring.com

CONDITIONS OF SALE

TERMS:

Net 30 days from date of invoice for all accredited customers. All deliveries and services are exclusively to the terms and conditions of Lee Spring GmbH, available at www.leespring.de www.leespring.fr www.leespring.es. All prices are in € (Euro). For new customers we reserve a right for payment in advance.

CERTIFICATES OF CONFORMITY:

Lee Spring will supply Certificates of Conformity with additional fees applied.

ADDITIONAL DOCUMENTATION:

Any additional document requirements must be discussed before an order is placed as additional charges may be payable or parts reclassified as Custom items.

POSTAGE:

Free Standard Delivery available within the EU on stock spring designs.

INTERNATIONAL DELIVERIES:

Delivery takes place F.O.B. from Lüdenscheid / Germany.

SHORTAGES:

All claims for shortages must be filed within 15 days from customer's receipt of shipment.

RETURNS AND RESTOCKING:

Returns require receiving an RMA number from Lee Spring Customer Service in advance of return. Please contact Customer Service to obtain an RMA number. The delivery must be within 15 days of receipt of the goods.

PRICING:

We reserve the right to change our prices at time without advance notice. All prices are based on quantity scales.

SMALL ORDER SHIPPING & PROCESSING

CHARGE: Orders with a total parts value less than €50.00 are subject to shipping and handling charges at our discretion.

GUIDANCE ON PRICING

See separate Stock Spring Price List

- 1** After selecting your stock springs from the catalogue refer to the column headed 'Price Group' and note the relevant letter(s) shown for the material required.
- 2** Using the price list, cross refer the price group letter(s) to the relevant quantity column and read off the price of your springs.
- 3** Prices for quantities greater than those covered on the price list are available on request.

HOW TO ORDER

FREE Shipping Available to EU Locations
on all stock spring orders with a total parts value of €50 or more

Call: 0049 2351 985949-0

France

Visit: leespring.fr

Email: ventes@leespring.fr

Spain

Visit: leespring.es

Email: ventas@leespring.es

Germany/Europe

Visit: leespring.de

Email: verkauf@leespring.de

Need Parts Fast?

Lee Spring offers expedited services to get you the springs you need when and where you want them. Lee Spring stocks a huge inventory of springs in stock and ready to ship.

Need a Quote?

Lee Spring can provide a stock or custom quote on the parts you need. Get up to the minute inventory information on all stock parts with just one call. Lee Spring pricing is available online 24/7 for quantities up to 1,000 pieces. For higher quantity, contact Lee Spring.

Need Engineering or Technical Support?

Work directly with an experienced Lee Spring Engineer from design through production. Lee Spring has been manufacturing springs since 1918 and offers the highest quality technical support in the industry. Call 0049 2351 985949-0 to speak directly with an engineer.

Convenient Online Ordering!

- Quickly Order Parts
- Find Pricing
- View Product Specification
- Download CAD Drawings
- Submit a Quote for Custom Springs and more!



FREE Shipping
Available to EU
Locations on Stock
Spring Designs.



Custom Springs
Made to Your Specifications

- Engineering support from design through production
- Extensive material and finish options
- Global manufacturing and distribution
- CAD Assisted product design
- Governmental and industrial regulatory expertise
- Prototypes through large production runs



Global Flexibility
Manufacturing and Distribution

- Europe
- North America
- Latin America
- Asia

See page 255 for locations.

Springs
In Stock, Ready to ship.